

CATALOGUE
2023-2024

ELECTRICAL SYSTEMS

LIGHTING

Palalazzo

Let's be inspired

Palazzoli GROUP

Palazzoli



Palazzoli
GROUP Middle East

STRAL

An International Group

The Palazzoli Group is one of the major international players in the production of electrical and lighting systems, with a worldwide presence of more than 5000 authorised dealers. The Group consists of the historic brand

Palazzoli (Italy), Lewden (Great Britain), Palazzoli Middle East (United Arab Emirates) and Stral (Italy).

An international company with over 300 employees, present in more than 100 countries, serving the Industrial, ATEX, Infrastructure and Marine sectors.



Ambassadors of
Made in Italy



General Catalogue

LIGHTING

PUBLIC
TUNNELS
MARINE

ATEX

LIGHT FIXTURES
PENDANTS CONTROL

FLOODLIGHTS

PUBLIC
TUNNELS
MARINE

ATEX

PRE-WIRED
BOARDS

CONTROL

BOARDS
AND BOXES

INTERLOCKED
SOCKET-OUTLETS

CLEAR GAS
SOCKET-OUTLETS

ELECTRICAL SYSTEMS

ELECTRICAL SYSTEMS Index



INDUSTRY

from page 25

Plugs and socket-outlets for standard applications



MULTIMAX
Page 36



MULTIMAX
Page 36



MULTIPLAY
Page 38



SPIN
Page 39



TOPTER
Page 44



DOMOTER
Page 45

Plugs and socket-outlets for heavy-duty applications



X-CEE
Page 60



CEE
Page 66



ALUMAX
Page 70

Interlocked socket-outlets for standard applications



TOPTER
Page 80



PRIMA
Page 92

Rotoswitched socket-outlets



ROTOR
Page 99

Interlocked socket-outlets for heavy-duty applications



TAIS
Page 108



ULYSSE
Page 120



ALUPRES
Page 130



ALUMAX
Page 140

Distribution boards



TAIS CUBE
Page 148

Boxes for standard applications



TERBOX
Page 151



UNIBOX
Page 155

Boxes for heavy-duty applications



TAISBOX
Page 159



ALUBOX
Page 165



FIREBOX
Page 169

Cable glands and terminal blocks



UNI
Page 170



CONTACT
Page 174

Control devices for standard applications



CAM-SZ
Page 178



CAM-SZ
Page 179



CAM-ST
Page 181

Control devices for heavy-duty applications



CAM-TAIS
Page 184



CAM-ALUPRES
Page 186



CAM-FIRE
Page 189



CAM
Page 191



TAIS MIGNON
Page 200

RONDÒ
Page 208

ALARM
Page 210

Pre-wired distribution boards



JANUS
Page 214



ENERGYBOX
Page 219



ENERGY GO
Page 224



ROTOR
Page 225



ENERGY METALBOX
Page 226



ENERGY TAIS
Page 228



ATEX

from page 233

Mobile plugs



X-CEE-EX
Zone 2, 21, 22
Page 239

Interlocked socket-outlets



TAIS-EX
Zone 2, 21, 22
Page 242

Control devices



CAMTAIS-EX
Zone 2, 21, 22
Page 259



CAMALUPRES-EX
Zone 2, 21, 22
Page 260



TAIS MIGNON-EX
Zone 2, 22
Page 261



ALARM-EX
Zone 2, 21, 22
Page 261

Enclosures and junction boxes



TAISBOX-EX
Zone 1, 2, 21, 22
Page 249



TAISBOX-EXU
Zone 1, 2, 21, 22
Page 251



ALUBOX-EXU
Zone 1, 2, 21, 22
Page 252



UNIBOX-EXU
Zone 2, 22
Page 253



UNI-EX
Zone 1, 2, 21, 22
Page 256



INFRASTRUCTURE

from page 263

Socket-outlets and boxes for lighting and ventilation systems



FASTBOX -T54
Page 269



ALUBOX -T54
Page 270



FIREBOX -T54
Page 273



ALUPRES -T54
Page 276



MARINE

from page 281

UNAV turrets, socket-outlets and devices



B-SMART
Page 285



CONTAINERS
Page 288



NAVE
Page 292



SERVICES

from page 427

Spare parts



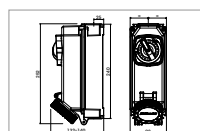
Page 428

Certifications



Page 436

Dimensions



Page 454

Online
catalogue.



LIGHTING Index



INDUSTRY

from page 299

LED floodlights



TIGUA
Page 305



XTIGUA
Page 311



META
Page 317

LED light fixtures



RINOLED
Page 323

Pendant LED light fixtures



META150
Page 331



META
Page 333



TIGUA
Page 339



XTIGUA
Page 345

Control systems



**IMPERIUM
wired DALI**
Page 351



IMPERIUM wireless
Page 353

Traditional



RINO fluorescent
Page 355



RINO E27, G23
Page 357



RINO E27
Page 358

ATEX

from page 365

LED floodlights



TIGUA-EX
Zone 1, 2, 21, 22
Page 369



XTIGUA-EX
Zone 1, 2, 21, 22
Page 373



TIGUA-EX
Zone 2, 21, 22
Page 375



XTIGUA-EX
Zone 2, 21, 22
Page 377

LED light fixtures



RINOLED-EX
Zone 1, 2, 21, 22
Page 381



RINOLED-EX
Zone 2, 21, 22
Page 383

Pendant LED light fixtures



TIGUA-EX
Zone 1, 2, 21, 22
Page 385



XTIGUA-EX
Zone 1, 2, 21, 22
Page 387



META150-EX
Zone 2, 21, 22
Page 389

Traditional



RINO-EX fluorescent
Zone 1, 2, 21, 22
Page 391



RINO-EX fluorescent
Zone 2, 21, 22
Page 393



RINO-EX E27
Zone 22
Page 395



INFRASTRUCTURE

from page 397

Roadway LED



FIT 55
Page 403

Tunnel LED



TIGUA-T54
Page 409



XTIGUA-T54
Page 409

Tunnel stainless steel LED



RINO-T54
Page 413



XRINO-T54
Page 413



MARINE

from page 415

LED light fixtures



RINO-NAVE LED
Page 419



RINO-NAVE LED 460
Page 420

LED well glass fixture



RINO-NAVE well glass fixture
Page 420

Traditional light fixtures



RINO-NAVE fluorescent
Page 423



NAVE E27
Page 425



SERVICES

from page 427

Spare parts



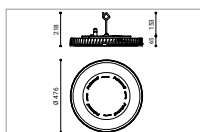
Page 428

Certifications



Page 436

Dimensions



Page 454

Online catalogue.




1904: the birth

Having grown in an area with an established industrial history, for more than a century, Palazzoli has contributed to carrying on the pride of Italian entrepreneurship with its commitment and profusion of energy. A sagacious and far-sighted interpreter of the changes that society, and in particular the industrial sector, was undergoing, the company made its contribution above all in sectors that present the greatest challenges and require increasingly specific skills.

By the 1950s, it was already ahead of its competitors and set up an in-house test and measurement laboratory to ensure the complete reliability of its products. Today the Company boasts a photometric laboratory that enables it to test the performance of its light fixtures in a very short time.

A leader in the supply of light fixtures for harsh environments, the Company has in fact been supplying equipment for locations with a high explosion hazard for more than 20 years.



Discover
our **history**.



Growth

From the 1990s onwards, the Company, on the strength of its achievements in the marine and industrial sectors, began to develop products for other sectors and soon obtained prestigious orders. The extension of the Milan Trade Fair and the new Brescia Trade Fair are just a few examples, to which orders for installations in extreme areas were added, such as the Italian Enea base in Antarctica, the equipment selected for the vast extraction plants in Israel and the Nantong power station in China.



Thanks to a massive investment that marked a clear industrial turning point, a new fully automated warehouse went into operation in 2004. A forerunner of Industry 4.0 and artificial intelligence.

Without neglecting its attention to social issues, to the community of workers and more generally the link to the local area, issues to which the Company has always given particular importance. As early as 1924, women were working at the drill and lathe alongside men in Palazzoli's lathe department.

The social sensitivity of the Company's top management is demonstrated, for example, by the donation in 1966 of Villa Palazzoli with all its outbuildings and the adjacent Ronco to the Brescia Municipality, with the aim of converting them into a guesthouse for teachers and state employees.

Today, the Company can rightly boast that it has met and exceeded its Kyoto Protocol 2020 targets.

Palazzoli today

With more than a century of history and a distinct industrial tradition behind it, Palazzoli today is a solid and highly reliable Company, recognised by the market for the high performance of its products and appreciated by individual customers for the quality of its services.

Thanks to its in-depth knowledge of materials, the Company is able to offer suitable solutions for every environment and therefore produces in a wide variety of variants, ranging from thermoplastic to thermosetting GRP, aluminium, stainless steel and brass.



A certified Company

For customer satisfaction, protection and respect of employees and the local area, Palazzoli uses a Quality Management System according to the international standard **UNI EN ISO 9001** and an Environmental Management System, certified according to the international standard **UNI EN ISO 14001**. Palazzoli's focus is also on human capital. The **ISO 45001-certified** Occupational Health and Safety Management System is dedicated to this.



Thermal energy from waste to energy equal to 100% of demand

avoiding the emission of 1,182 tonnes of carbon dioxide per year, equivalent to the planting of 90,923 trees, 303 hectares.



Electricity from photovoltaic system, equal to 85% of the demand

avoiding the emission of 600 tonnes of carbon dioxide annually, equivalent to the planting of 46,154 trees, 154 hectares.

Annual values

over
6 million



Kg of CO₂
saved



A green Company

All work cycles are GREEN certified: no toxic materials in production, no harmful emissions into the environment. The Company uses photovoltaic systems to produce 85% of the electricity consumed.

Today, the Company has met and exceeded its 2020 Kyoto Protocol targets.

Palazzoli operates in all the major countries of the world, thanks to more than 100 businesses that cooperate with it directly and indirectly.



Processing

- zero halogens
- zero asbestos
- zero carcinogenic components
- zero emissions of polluting liquids
- zero emissions of polluting gases



Raw materials, recycled aluminium from shredded aluminium, equal to 95% of the demand

avoiding the emission of 4,962 tonnes of carbon dioxide per year, equivalent to the planting of 381,692 trees, 1.272 hectares.

A 4.0 Company

Products are manufactured on automated assembly lines with 100% mechanical, electrical and electronic testing. All production is monitored by quality assurance and stored in vertical, machine-readable warehouses, making shipping fast and safe.

over **500,000**  Trees planted

over **1,700**  Hectares saved

Palazzoli's strength



Customer focused operations

Drawing up a detailed analysis of the market and technical aspects as the basic objectives of the project, before starting with a new work plan.

Smart engineering

A mechanical or electrical system that works well is a good project, and to realise it in the simplest and most reliable way is the goal of Palazzoli's technicians.



Discover
our products.



Top Manufacture

The careful selection of materials, the attention and expertise in manufacturing, the structured process checks, are the factors that differentiate the Palazzoli factory in Brescia.

Service excellence

Timely deliveries, installation advice, testing and guaranteed operation over time set Palazzoli apart in the electrical systems.



Discover
our **factory**.

High performance

Palazzoli produces electrification devices and light fixtures using a variety of materials.

The aluminium alloy bodies are treated against corrosion through a passivation and painting process. AISI 304 stainless steel bodies are intended for the industrial and ATEX sectors, while AISI 316L stainless steel bodies are intended for the infrastructure and marine sectors.

Inside, LED systems are mounted which, thanks to excellent heat dissipation, maintain the luminous flux unaltered, guaranteeing optimal operating conditions. The assembly and the wiring of the optical units inside the light fixtures are carried out in a dedicated area inside Palazzoli's facilities.

The lenses, mounted on the boards with an automated process, are designed to achieve an optimal distribution of the luminous flux.





Certified quality

The pursuit of the highest quality objectives has distinguished Palazzoli over the years, a Company that has always been careful to offer consumers the best guarantees in terms of design criteria, production processes, product safety and durability.

All devices are made in Italy and certified, depending on the application, by CESI, IMQ, TÜV, RINA, DEKRA, INTERTEK, and EUROFINIS.



Palazzoli has always specialised in the production of heavy-duty electrification and lighting devices for particularly aggressive environments, where the operating conditions are harsh and extreme.

For this reason, the Company has long since invested in surface finishing processes to ensure the best protection and excellent corrosion resistance.

The company has created an in-house product painting department, structured on differentiated phases, in which every step of each finishing process is checked and verified. Through fluorozirconate coating processes, which precede powder coating, the Company is able to provide products with high quality standards, that are resistant to corrosion and abrasion.

COMPANY CERTIFICATIONS



QUALITY



ENVIRONMENT



SAFETY



QAN



QAR



CTF 2

Palazzoli's Laboratory constantly collaborates with other laboratories, institutions and universities.

For customer satisfaction, protection and respect of workers and the territory, Palazzoli uses a quality management system, voluntarily subjected to annual checks by independent third parties to verify its full compliance with international standards: ISO 9001 (Quality), ISO 14001 (Environment) and ISO 45001 (Occupational Health and Safety).

PRODUCT CERTIFICATIONS



DEKRA



TUV



RINA



INMETRO



INTERTEK



IMQ

Palazzoli's Laboratory regularly participates in CEI and UNI technical committees as well as ANIE CSI and ASSIL working groups.

As regards ATEX environments, Palazzoli has obtained the "Notification of the guarantee of product quality" from IMQ and the "Quality Assessment Report" (IECEx QAR) for the production of electrical and lighting systems intended for potentially explosive atmospheres. Every Palazzoli product is designed to guarantee safety for users.

PICTOGRAMS



CE marking. Indicates that a product can circulate freely within the European Union. Guarantees that the product meets the essential safety requirements.



Eurasian Economic Union (EEU) compliance, identifies that the product has been verified by a third party in accordance with EEU regulations.



Certification of compliance of equipment with European EN safety standards.



UK Conformity Assessed, identifies that the product has been assessed in accordance with UK regulations following Brexit.



International Electrotechnical Commission for the Certification of Equipment for Use in Explosive Atmospheres, identifies that the product has been certified by an Ex Certification Body.



Device suitable for installation in environments with a potentially explosive atmosphere.



Registro Italiano Navale, maritime certification of products for installation in recreational vessels.



Resistant to ball strikes, suitable for installation in sports halls.



Limited surface temperature, device suitable for installation in environments where there is a risk of thermal effects, e.g. combustion or degradation of materials, but where there is no risk of explosion.



The IP code classifies and evaluates the degree of protection provided by the casings against the ingress of solids and water.



The IK code is the degree of protection of the equipment against external mechanical impacts.



Insulation classes are defined by electrical safety standards and establish the protection characteristics of equipment against electrical shock.



Flicker (variation in light intensity over time) perceptible or not perceptible to the human eye.



Correlated colour temperature.



Device fitted with G13 connection for T8 fluorescent tubes.



Type of light source screw connection.



Indicates the possibility of shifting the position of the optics.



Ambient temperature range within which correct operation of the product is guaranteed.



Digital Addressable Lighting Interface. Digital transmission protocol.



Indicates the possibility of installation in environments with swimming pools.

HOW TO READ THE PRODUCT CODES



8 1 0 6 3 0 D A

Unique product code consisting of 6 numbers

Suffix to the code consisting of letters identifying the characteristics:

DA	DALI
HT	HIGH TEMPERATURE
VHT	VERY HIGH TEMPERATURE
NV	UNPAINTED
EX	ATEX DEVICES
MV	VIRTUAL MIDNIGHT
L_M	BRACKETS

HOW TO RECOGNISE THE MOST REQUESTED CODES



Wall-mounted interlocked
socket-outlets
with fuse holder base
IP66/IP67/IP69



Rated current (A)	Frequency	Rated voltage (V)	Voltage colour	Poles	h ref. (h)	Palazzoli code	Pack Qty
16	50/60Hz	110	●	2P+⊕	4	475124	1
	50/60Hz	110	●	3P+⊕	4	475134	1
	50/60Hz	110	●	3P+N+⊕	4	475144	1
entry F1	50/60Hz	230	●	2P+⊕	6	475126	1
	50/60Hz	230	●	3P+⊕	9	475139	1

The green background identifies the most requested product

Electrical systems

Palazzoli provides customers with a range of solutions specifically designed to meet the needs of the most complex fields of application



Industry



Page 25

INDUSTRIAL PLANTS
OUTDOOR AREAS
SPORTS FACILITIES
WAREHOUSES
HANGARS
SHOPPING CENTRES

Atex



Page 233

ZONE 1
ZONE 2
ZONE 21
ZONE 22



Infrastructure



Page 263

RAIL TUNNELS
UNDERGROUNDS
MOUNTAIN TUNNELS
ROAD TUNNELS

Marine



Page 281

CARGO SHIPS
CRUISE SHIPS
MILITARY SHIPS
SUBMARINES





Industry

Industrial plants, storage warehouses, sports and commercial centres and the food sectors are the fields of application for which Palazzoli has designed products with high electrical and mechanical performances, great ease of installation and total absence of maintenance.

Thanks to the products made with many specific technologies and materials, even critical and polluted environments can be electrified.



Sports Centres

Parks

Stadiums



Industrial plants, storage warehouses, sports and commercial centres, and the food industry are a field of application for which Palazzoli has designed connections and enclosures with high performance, energy savings, extreme ease of installation and total absence of maintenance.



Photovoltaic Systems

Car-wash facilities

Construction sites



Plugs and sockets

Page 27

Interlocked socket-outlets

Page 71

Distribution and automation boards

Page 141

Boxes

Page 141

Terminal blocks and cable glands

Page 141

Control devices

Page 175

Pre-wired distribution boards

Page 211

MULTIMAX

electrifies events at the San Siro stadium in Milan



Plugs and socket-outlets



STANDARD APPLICATIONS



MULTIMAX

Mobile plugs and socket-outlets for quick-mounting
Page 36



MULTIMAX

Quick-mounting mobile plugs and socket-outlets for entertainment
Page 36



MULTIPLAY

Multipliers and adaptors for temporary installations
Page 38



SPIN

Mobile rubber plugs and sockets for domestic use
Page 39



TOPTER

Flush- and wall-mounted fixed socket-outlets
Page 44



DOMOTER

Modular devices for domestic use
Page 50

HEAVY-DUTY APPLICATIONS



X-CEE

Safety performance mobile plugs and socket-outlets
Page 60



CEE

Extra low voltage plugs and sockets
Page 66








ALUMAX







Plugs and sockets for high amperages
Page 70



PLUGS AND SOCKET-OUTLETS IN TECHNOPOLYMER from 16A to 63A

Standard applications

				MULTIMAX series					
									
				page 36	page 37	page 36	page 37	page 36	page 36
Rated current (A)	Rated voltage (V)	Poles	h ref.	Straight mobile plugs IP44	Straight mobile plugs IP67	Straight mobile socket-outlets IP44	Straight mobile socket-outlets IP67	Straight mobile plugs IP44	Straight mobile socket-outlets IP44
16	110 100-130	2P+≐	4	700124	710124	720124	730124	705124	725124
		3P+≐	4	700134		720134			
		3P+N+≐	4	700144		720144			
	230 200-250	2P+≐	6	700126	710126	720126	730126	705126	725126
		3P+≐	9	700139		720139			
		3P+N+≐	9	700149		720149			
	400 380-415	2P+≐	9	700129		720129			
		3P+≐	6	700136	710136	720136	730136	705136	725136
		3P+N+≐	6	700146	710146	720146	730146	705146	725146
32	110 100-130	2P+≐	4	700224	710224	720224	730224		
		3P+≐	4	700234		720234			
		3P+N+≐	4	700244		720244			
	230 200-250	2P+≐	6	700226	710226	720226	730226	705226	725226
		3P+≐	9	700239		720239			
		3P+N+≐	9	700249		720249			
	400 380-415	2P+≐	9	700229		720229			
		3P+≐	6	700236	710236	720236	730236	705236	725236
		3P+N+≐	6	700246	710246	720246	730246	705246	725246
63	230	2P+≐	6		710326		730326		
	400 380-415	3P+≐	6		710336		730336		
		3P+N+≐	6		710346		730346		





				TOPTER series					
									
				page 44	page 44	page 49	page 49	page 49	page 49
Rated current (A)	Rated voltage (V)	Poles	h ref.	Angled sockets IP44	Angled sockets IP66/IP67	15° angled wall-mounted sockets IP44	15° angled wall-mounted sockets IP66/IP67	90° angled wall-mounted socket-outlets IP44	90° angled wall-mounted socket-outlets IP67
16	110 100-130	2P+≐	4	488124	489124	438124	439124	508124	509124
		3P+≐	4	488134	489134				
		3P+N+≐	4	488144	489144				
	230 200-250	2P+≐	6	488126	489126	438126	439126	508126	509126
		3P+≐	9	488139	489139				
		3P+N+≐	9	488149	489149				
	400 380-415	2P+≐	9	488129	489129				
		3P+≐	6	488136	489136	438136	439136	508136	509136
		3P+N+≐	6	488146	489146	438146	439146	508146	509146
32	110 100-130	2P+≐	4	488224	489224	438224	439224	508224	509224
		3P+≐	4	488234	489234				
		3P+N+≐	4	488244	489244				
	230 200-250	2P+≐	6	488226	489226	438226	439226	508226	509226
		3P+≐	9	488239	489239				
		3P+N+≐	9	488249	489249				
	400 380-415	2P+≐	9	488229	489229				
		3P+≐	6	488236	489236	438236	439236	508236	509236
		3P+N+≐	6	488246	489246	438246	439246	508246	509246
380/440	3P+≐	3		489233		439233		509233	
63	230	2P+≐	6		489326				509326
	400 380-415	3P+≐	6		489336				509336
		3P+N+≐	6		489346				509346





EXTRA-LOW VOLTAGE, IN TECHNOPOLYMER from 16A to 125A

Heavy-duty applications





				CEE series									
													
				page 66	page 66	page 67	page 68	page 68	page 69	page 69	page 69	page 68	
Rated current (A)	Rated voltage (V)	Poles	h ref.	Straight mobile plugs IP44	Straight mobile plugs IP67	90° angled wall-mounted plugs IP44	Straight mobile socket-outlets IP44	Straight mobile socket-outlets IP67	Straight fixed socket-outlets IP44	Angled socket-outlets IP44	Straight fixed socket-outlets IP67	90° angled wall-mounted socket-outlets IP44	
16	20-25	2P	-	477002	477003	476002	473002	473003	471032	471062	471003	471002	
		3P	-	477062	477063	476012	473062	473063	471042	471072	471063	471012	
	40-50	2P	12	477102	477103	476102	473102	473103	471132	471162	471103	471102	
		3P	12	477112	477113	476112	473112	473113	471142	471172	471113	471112	
	20-25 40-50	2P	4	477012	477013	476042	473012	473013	471051	471111	471013	471011	
		3P	4	477122	477123	476142	473122	473123	471022	471122	471123	471151	
		2P	10	477602	477603	476602	473602	473603	471632	471662	471603	471602	
32	20-25	2P	-	477005	477006	476005	473005	473006	471035	471065	471007	471005	
		3P	-	477065	477066	476015	473065	473066	471045	471075	471067	471015	
	40-50	2P	12	477105	477106	476105	473105	473106	471135	471165	471107	471105	
		3P	12	477115	477116	476115	473115	473116	471145	471175	471117	471115	
	20-25 40-50	2P	4	477015	477016	476045	473015	473016	471108	471058	471017	471018	
		3P	4	477175	477176	476145	473125	473126	471118	471059	471177	471019	
			2P	10	477605	477606	476605	473605	473606	471635	471665	471607	471605

				High currents			
							
				page 67	page 68	page 69	page 69
Rated current (A)	Rated voltage (V)	Poles	h ref.	Straight mobile plugs IP67	Straight mobile socket-outlets IP67	Angled sockets IP67	Straight fixed socket-outlets IP67
63	48	2P	1	477951	473951	473961	473971
		3P	1	477952	473952	473962	473972
125	48	3P	1	477955	473955	473965	473975

				Double-twin cable	
					
				page 67	page 67
Rated current (A)	Rated voltage (V)	Poles	h ref.	Straight mobile plugs IP67	Straight mobile socket-outlets IP67
32	48	2P	12	477107	473107
63	48	2P	1	477901	473901

ALUMINIUM PLUGS AND SOCKET-OUTLETS from 250A to 400A

Heavy-duty applications

						ALUMAX Series			
									
						page 70	page 70	page 70	page 70
Rated current (A)	Poles	No. of pilot contacts				Straight mobile plugs IP67	Straight mobile socket-outlets IP67	Straight fixed plugs IP67	Straight fixed socket-outlets IP67
250	3P+≐	2				750530	760530	751530	761530
	3P+N+≐					750550	760550	751550	761550
320	3P+N+≐	2				750650	760650	751650	761650
400	3P+N+≐					750750	760750	751750	761750



PLUGS AND SOCKET-OUTLETS IN TECHNOPOLYMER from 16A to 125A



Heavy-duty applications





Rated current (A)	Rated voltage (V)	Poles	h ref.	X-CEE series					
				Straight mobile plugs IP66/IP67/IP68/IP69	Straight panel-mounted inlets IP66/IP67/IP68/IP69	20° angled panel-mounted plugs IP66/IP67/IP68/IP69	65° angled wall-mounted plugs IP66/IP67/IP68/IP69	Straight mobile socket-outlets IP66/IP67/IP68/IP69	Straight panel-mounted sockets IP66/IP67/IP68/IP69
16	110 100-130	2P+≐	4	760124	762124	763124	766124	770124	772124
		3P+≐	4	760134				770134	772134
		3P+N+≐	4	760144				770144	772144
	230 200-250	2P+≐	6	760126	762126	763126	766126	770126	772126
		3P+≐	9	760139				770139	772139
		3P+N+≐	9	760149				770149	772149
	400 380-415	2P+≐	9	760129				770129	772129
		3P+≐	6	760136	762136	763136	766136	770136	772136
		3P+N+≐	6	760146	762146	763146	766146	770146	772146
	500 480-500	3P+≐	7	760137				770137	772137
		3P+N+≐	7	760147				770147	772147
	32	110 100-130	2P+≐	4	760224	762224	763224	766224	770224
3P+≐			4	760234				770234	772234
3P+N+≐			4	760244				770244	772244
230 200-250		2P+≐	6	760226	762226	763226	766226	770226	772226
		3P+≐	9	760239				770239	772239
		3P+N+≐	9	760249				770249	772249
400 380-415		2P+≐	9	760229				770229	772229
		3P+≐	6	760236	762236	763236	766236	770236	772236
		3P+N+≐	6	760246	762246	763246	766246	770246	772246
500 480-500		3P+≐	7	760237				770237	772237
		3P+N+≐	7	760247				770247	772247
380-440		3P+≐	3	760233				770233	772233
63	110 100-130	2P+≐	4	760324				770324	772324
		3P+≐	4	760334				770334	772334
		3P+N+≐	4	760344				770344	772344
	230 200-250	2P+≐	6	760326				770326	772326
		3P+≐	9	760339				770339	772339
		3P+N+≐	9	760349				770349	772349
	400 380-415	2P+≐	9	760329				770329	772329
		3P+≐	6	760336	762336	763336	766336	770336	772336
		3P+N+≐	6	760346	762346	763346	766346	770346	772346
	500 480-500	3P+≐	7	760337				770337	772337
		3P+N+≐	7	760347				770347	772347
	125	110 100-130	2P+≐	4					
3P+≐			4	760434				770434	772434
3P+N+≐			4	760444				770444	772444
230 200-250		2P+≐	6						
		3P+≐	9	760439				770439	772439
		3P+N+≐	9	760449				770449	772449
400 380-415		2P+≐	9						
		3P+≐	6	760436	762436	763436	766436	770436	772436
		3P+N+≐	6	760446	762446	763446	766446	770446	772446
500 480-500		3P+≐	7	760437				770437	772437
		3P+N+≐	7	760447				770447	772447



PLUGS AND SOCKET-OUTLETS IN TECHNOPOLYMER from 16A to 125A

XCEE series		
		
	page 63	page 63
h ref.	20° angled panel-mounted sockets IP66/IP67/IP68/IP69	65° angled wall-mounted sockets IP66/IP67/IP68/IP69
4	773124	776124
4	773134	776134
4	773144	776144
6	773126	776126
9	773139	776139
9	773149	776149
9	773129	776129
6	773136	776136
6	773146	776146
7	773137	776137
7	773147	776147
4	773224	776224
4	773234	776234
4	773244	776244
6	773226	776226
9	773239	776239
9	773249	776249
9	773229	776229
6	773236	776236
6	773246	776246
7	773237	776237
7	773247	776247
3	773233	776233
4	773324	776324
4	773334	776334
4	773344	776344
6	773326	776326
9	773339	776339
9	773349	776349
9	773329	776329
6	773336	776336
6	773346	776346
7	773337	776337
7	773347	776347
4		
4	773434	776434
4	773444	776444
6		
9	773439	776439
9	773449	776449
9		
6	773436	776436
6	773446	776446
7	773437	776437
7	773447	776447

XCEE series - Compositions					
					
page 61		page 64	page 65	page 65	page 65
Plug inserts IP66/IP67/IP68/IP69	Socket inserts IP66/IP67/IP68/IP69	Straight panel-mounted flanges IP66/IP67/IP68/IP69	20° angled panel-mounted flanges IP66/IP67/IP68/IP69	65° angled wall-mounted boxes IP66/IP67/IP68/IP69	
769124	779124	419021	419031	532131	
769134	779134	419022	419032	532131	
769144	779144	419023	419033	532131	
769126	779126	419021	419031	532131	
769139	779139	419022	419032	532131	
769149	779149	419023	419033	532131	
769129	779129	419021	419031	532131	
769136	779136	419022	419032	532131	
769146	779146	419023	419033	532131	
769137	779137	419022	419032	532131	
769147	779147	419023	419033	532131	
769224	779224	419023	419033	532131	
769234	779234	419023	419033	532131	
769244	779244	419024	419034	532132	
769226	779226	419023	419033	532131	
769239	779239	419023	419033	532131	
769249	779249	419024	419034	532132	
769229	779229	419023	419033	532131	
769236	779236	419023	419033	532131	
769246	779246	419024	419034	532132	
769237	779237	419023	419033	532131	
769247	779247	419024	419034	532132	
769233	779233	419023	419033	532131	
769324	779324	419025	419035	532132	
769334	779334	419025	419035	532132	
769344	779344	419025	419035	532132	
769326	779326	419025	419035	532132	
769339	779339	419025	419035	532132	
769349	779349	419025	419035	532132	
769329	779329	419025	419035	532132	
769336	779336	419025	419035	532132	
769346	779346	419025	419035	532132	
769337	779337	419025	419035	532132	
769347	779347	419025	419035	532132	
769424	779424	419026	419036	532133	
769434	779434	419026	419036	532133	
769444	779444	419026	419036	532133	
769426	779426	419026	419036	532133	
769439	779439	419026	419036	532133	
769449	779449	419026	419036	532133	
769429	779429	419026	419036	532133	
769436	779436	419026	419036	532133	
769446	779446	419026	419036	532133	
769437	779437	419026	419036	532133	
769447	779447	419026	419036	532133	



Plug and socket inserts can be installed:

- on straight or angled panel-mounted flanges.
- on the boxes by using straight or angled flanges to achieve 65° or 85° angled connections and reduce overall dimensions.

MULTIMAX





MULTIMAX

Quick-mounting mobile plugs and socket-outlets

ADVANTAGES



1

A simple click to fix the body to the grip. This internationally patented system makes the connection easier and safer.

The tear-proof cable clamping is achieved with special hooks with a particular reverse grip system which counteracts the tensile force with an equal and opposite reaction.

2



3

The MULTIMAX plug grip integrates an automatic cable gland locking system that protects against accidental disconnections. The cable gland can be easily unlocked by lifting the locking arm.

The black colour series has been specially designed for the entertainment, film and HI-FI industries. Here, too, you will find all the advantages of MULTIMAX.

4





MULTIMAX

Quick-mounting mobile plugs and socket-outlets



Body material	Technopolymer
Contacts material	Brass
Pin treatment	Nickel plating (IP67)
Colour	RAL 7042 Traffic grey RAL 7021 Black grey
Protection rating	IP44 - IP67
Impact resistance	IK07
Glow Wire Test	850°C
Flammability class	V-2
Ambient operating temperature	-25°C - +50°C
Ambient storage temperature	-30°C - +70°C
Rated current	16A - 32A - 63A
Operating Voltage	110V - 400V
Insulation voltage	400V
Operating frequency	50/60Hz
Terminal type	Direct clamping



DIRECTIVES

2014/35/EU (LVD)
2011/65/EU (RoHS)
2012/19/EU (WEEE)

PRODUCT STANDARDS

IEC/EN 60309-1
IEC/EN 60309-2
IEC/EN 63000

Cable features:

Rated current (A)	Poles	Entry cable diameter (mm)	Entry cable cross-section (mm ²)
16	2P+⊕	8 - 13	1 - 6
	3P+⊕	8.5 - 14	
	3P+N+⊕	10 - 15.5	
32	2P+⊕	11 - 17.5	2.5 - 10
	3P+⊕	12 - 19.5	
	3P+N+⊕	14 - 21.5	
63	2P+⊕	16 - 26	4 - 25
	3P+⊕	18.5 - 29	
	3P+N+⊕	20 - 31.5	



MULTIMAX

Quick-mounting mobile plugs and socket-outlets

ASSEMBLY INSTRUCTIONS



For quick and easy installation, scan the QR code.





MULTIMAX

Quick-mounting mobile plugs and socket-outlets



Straight mobile plugs
quick-mounting
50/60Hz IP44

Rated current (A)	Rated voltage (V)	Voltage colour	Poles	h ref.	Palazzoli code	Pack Qty	
16	110	Yellow	2P+⊕	4	700124	10	
	110	Yellow	3P+⊕	4	700134	5	
	110	Yellow	3P+N+⊕	4	700144	5	
	230	Blue	2P+⊕	6	700126	40	
	230	Blue	3P+⊕	9	700139	5	
	230	Blue	3P+N+⊕	9	700149	5	
	400	Red	2P+⊕	9	700129	5	
	400	Red	3P+⊕	6	700136	30	
	400	Red	3P+N+⊕	6	700146	20	
	32	110	Yellow	2P+⊕	4	700224	5
		110	Yellow	3P+⊕	4	700234	5
		110	Yellow	3P+N+⊕	4	700244	5
230		Blue	2P+⊕	6	700226	5	
230		Blue	3P+⊕	9	700239	5	
230		Blue	3P+N+⊕	9	700249	5	
400		Red	2P+⊕	9	700229	5	
400		Red	3P+⊕	6	700236	20	
400	Red	3P+N+⊕	6	700246	20		

Features: all products are packed separately.



Straight mobile socket-outlets
quick-mounting
50/60Hz IP44

Rated current (A)	Rated voltage (V)	Voltage colour	Poles	h ref.	Palazzoli code	Pack Qty	
16	110	Yellow	2P+⊕	4	720124	5	
	110	Yellow	3P+⊕	4	720134	5	
	110	Yellow	3P+N+⊕	4	720144	5	
	230	Blue	2P+⊕	6	720126	30	
	230	Blue	3P+⊕	9	720139	5	
	230	Blue	3P+N+⊕	9	720149	5	
	400	Red	2P+⊕	9	720129	5	
	400	Red	3P+⊕	6	720136	20	
	400	Red	3P+N+⊕	6	720146	20	
	32	110	Yellow	2P+⊕	4	720224	5
		110	Yellow	3P+⊕	4	720234	5
		110	Yellow	3P+N+⊕	4	720244	5
230		Blue	2P+⊕	6	720226	5	
230		Blue	3P+⊕	9	720239	5	
230		Blue	3P+N+⊕	9	720249	5	
400		Red	2P+⊕	9	720229	5	
400		Red	3P+⊕	6	720236	15	
400	Red	3P+N+⊕	6	720246	15		

Features: all products are packed separately.

MULTIMAX

Mobile plugs and socket-outlets for entertainment



Straight mobile plugs
quick-mounting
black colour
50/60Hz IP44

Rated current (A)	Rated voltage (V)	Voltage colour	Poles	h ref.	Palazzoli code	Pack Qty
16	110	Yellow	2P+⊕	4	705124	10
	230	Blue	2P+⊕	6	705126	10
	400	Red	3P+⊕	6	705136	10
	400	Red	3P+N+⊕	6	705146	10
32	230	Blue	2P+⊕	6	705226	5
	400	Red	3P+⊕	6	705236	5
	400	Red	3P+N+⊕	6	705246	5

Features: all products are packed separately.



Straight mobile socket-outlets
quick-mounting
black colour
50/60Hz IP44

Rated current (A)	Rated voltage (V)	Voltage colour	Poles	h ref.	Palazzoli code	Pack Qty
16	110	Yellow	2P+⊕	4	725124	10
	230	Blue	2P+⊕	6	725126	10
	400	Red	3P+⊕	6	725136	10
	400	Red	3P+N+⊕	6	725146	10
32	230	Blue	2P+⊕	6	725226	5
	400	Red	3P+⊕	6	725236	5
	400	Red	3P+N+⊕	6	725246	5

Features: all products are packed separately.



MULTIMAX

Quick-mounting mobile plugs and socket-outlets



Straight mobile plugs
quick-mounting
50/60Hz IP67

Rated current (A)	Rated voltage (V)	Voltage colour	Poles	h ref.	Palazzoli code	Pack Qty
16	110	Yellow	2P+⊕	4	710124	10
	230	Blue	2P+⊕	6	710126	30
	400	Red	3P+⊕	6	710136	20
	400	Red	3P+N+⊕	6	710146	15
32	110	Yellow	2P+⊕	4	710224	6
	230	Blue	2P+⊕	6	710226	6
	400	Red	3P+⊕	6	710236	15
	400	Red	3P+N+⊕	6	710246	10

Features: all products are packed separately.



Straight mobile plugs
quick-mounting
50/60Hz IP67

Rated current (A)	Rated voltage (V)	Voltage colour	Poles	h ref.	Palazzoli code	Pack Qty
63	230	Blue	2P+⊕	6	710326	2
	400	Red	3P+⊕	6	710336	5
	400	Red	3P+N+⊕	6	710346	5

Features: all products are packed separately.



Straight mobile plugs
quick-mounting
with phase inverter
50/60Hz IP67

Rated current (A)	Rated voltage (V)	Voltage colour	Poles	h ref.	Palazzoli code	Pack Qty
16	400	Red	3P+⊕	6	710156	1
	400	Red	3P+N+⊕	6	710166	1
32	400	Red	3P+⊕	6	710256	1
	400	Red	3P+N+⊕	6	710266	1

Features: all products are packed separately.



Straight mobile socket-outlets
quick-mounting
50/60Hz IP67

Rated current (A)	Rated voltage (V)	Voltage colour	Poles	h ref.	Palazzoli code	Pack Qty
16	110	Yellow	2P+⊕	4	730124	10
	230	Blue	2P+⊕	6	730126	20
	400	Red	3P+⊕	6	730136	15
	400	Red	3P+N+⊕	6	730146	15
32	110	Yellow	2P+⊕	4	730224	6
	230	Blue	2P+⊕	6	730226	6
	400	Red	3P+⊕	6	730236	10
	400	Red	3P+N+⊕	6	730246	10

Features: all products are packed separately.



Straight mobile socket-outlets
quick-mounting
50/60Hz IP67

Rated current (A)	Rated voltage (V)	Voltage colour	Poles	h ref.	Palazzoli code	Pack Qty
63	230	Blue	2P+⊕	6	730326	2
	400	Red	3P+⊕	6	730336	5
	400	Red	3P+N+⊕	6	730346	5

Features: all products are packed separately.



MULTIPLAY

Multipliers and adaptors for temporary installations

Body material	Thermoplastic
Contacts material	Brass
Pin treatment	Nickel plating
Colour	RAL 7042 Traffic grey
Protection rating	IP67 (multipliers) IP20 (adaptors)
Impact resistance	IK07
Resistance to abnormal heat and fire	850°C
Flammability class	V-2
Ambient operating temperature	-25°C - +50°C
Ambient storage temperature	-30°C - +70°C
Rated current	16A - 32A
Operating Voltage	230V - 400V
Insulation voltage	400V
Operating frequency	50/60Hz



DIRECTIVES

2014/35/EU (LVD)
2011/65/EU (RoHS)
2012/19/EU (WEEE)

PRODUCT STANDARDS

IEC/EN 60309-1
IEC/EN 60309-2
IEC/EN 63000
EN 50250
IEC 23-50



2-outlet mobile multipliers with 16A industrial plug 50/60Hz IP67

Rated current (A)	Rated voltage (V)	Voltage colour	Poles	h ref.	Palazzoli code	Pack Qty
16	230	■	2P+⊕	6	752126	1
	400	■	3P+⊕	6	752136	1
	400	■	3P+N+⊕	6	752146	1



3-outlet mobile multipliers with 16A/32A industrial plug 50/60Hz IP67

Rated current (A)	Rated voltage (V)	Voltage colour	Poles	h ref.	Palazzoli code	Pack Qty
16	230	■	2P+⊕	6	753126	1
	400	■	3P+⊕	6	753136	1
	400	■	3P+N+⊕	6	753146	1
32	400	■	3P+⊕	6	753236	1



System adaptors with 16A industrial plug and domestic sockets 50/60Hz IP20

Rated current (A)	Rated voltage (V)	Poles	h ref.	Domestic socket side	Palazzoli code	Pack Qty
16	230	2P+⊕	6	2 sockets 2P+⊕ 10/16A bivalent P17/11	740002	10
16	230	2P+⊕	6	1 socket 2P+⊕ 10/16A bivalent P17/11 + Schuko P30	740001	10
13	250	2P+⊕	6	standard BS1363-1995	740003	10



System adaptors with S17 domestic plug and 16A industrial socket-outlet 50/60Hz IP20

Rated current (A)	Rated voltage (V)	Poles	h ref.	Domestic plug side	Palazzoli code	Pack Qty
16	230	2P+⊕	6	2P+⊕ 16A S17	740101	10



SPIN

mobile rubber plugs and sockets for domestic installations

Body material	Shockproof rubber Technopolymer
Contacts material	Brass
Pin treatment	Nickel plating
Colour	RAL 5015 Sky blue
Protection rating	IP44 - IP20
Impact resistance	IK10 (rubber)
Resistance to abnormal heat and fire	850°C (insert)
Flammability class	V-0 (insert)
Ambient operating temperature	-25°C - +50°C
Ambient storage temperature	-30°C - +70°C
Rated current	16A
Operating Voltage	250V
Operating frequency	50/60Hz
Terminal type	Screw type, direct clamping



DIRECTIVES

2001/95/CE
2011/65/EU (RoHS)
2012/19/EU (WEEE)

PRODUCT STANDARDS

IEC 23-50
IEC 60884-1
IEC/EN 63000



Straight mobile domestic plug
in shockproof rubber
IP44

Rated current (A)	Rated voltage (V)	Poles	Type	Palazzoli code	Pack Qty
16	250	2P+⊕	S30	437012	10

Features: cable entry hole Ø 11.5 mm. IP44 with plug inserted.



90° angled mobile domestic plug
in shockproof rubber
IP44

Rated current (A)	Rated voltage (V)	Poles	Type	Palazzoli code	Pack Qty
16	250	2P+⊕	S30	437022	10

Features: cable entry hole Ø 11.5 mm. IP44 with plug inserted.



Straight mobile domestic socket
in shockproof rubber
for the German market
IP44

Rated current (A)	Rated voltage (V)	Poles	Type	Palazzoli code	Pack Qty
16	250	2P+⊕	P30	433052	10

Features: cable entry hole Ø 11.5 mm. IP44 with plug inserted.
Only suitable for markets with German standard.



Straight mobile domestic plug
in technopolymer
IP20

Rated current (A)	Rated voltage (V)	Poles	Type	Palazzoli code	Pack Qty
16	250	2P+⊕	S30	437152	10

Features: cable entry hole Ø 11.5 mm. IP44 with sleeve code 590021.

Technical accessories:



page 209

TOPTER





TOPTER

Flush- and wall-mounted fixed socket-outlets

ADVANTAGES



The flange is reinforced with ribs on the back. This enables the product to be more resistant to mechanical stress and allows for increased gasket adherence.

The IP rating is guaranteed over time.

For industrial automation applications, or in any situation where additional electrical protection is required, the sockets can be equipped with an auxiliary signalling contact, activated by plug insertion and removal.



The TOPTER system offers the possibility to complete the system with a series of DOMOTER domestic sockets that can be installed with watertight covers, even when the plug is connected.

The broad range of boxes and boards available provides the ideal solution for any installation need.





TOPTER

Flush- and wall-mounted fixed socket-outlets



Body material	Technopolymer
Contacts material	Brass
Colour	RAL 7035 Light grey
Protection rating	IP44 - IP66/IP67
Impact resistance	IK08
Resistance to abnormal heat and fire	850°C (insert) 650 °C (enclosure)
Flammability class	V-2 (insert) HB (enclosure)
Ambient operating temperature	-25°C - +50°C
Ambient storage temperature	-30°C - +70°C
Rated current	16A - 32A - 63A
Operating Voltage	110V-440V
Insulation voltage	690V
Operating frequency	50/60Hz
Terminal type	Indirect clamping



DIRECTIVES

2014/35/EU (LVD)
2011/65/EU (RoHS)
2012/19/EU (WEEE)

PRODUCT STANDARDS

IEC/EN 60309-1
IEC/EN 60309-2
IEC/EN 63000

Cable features:

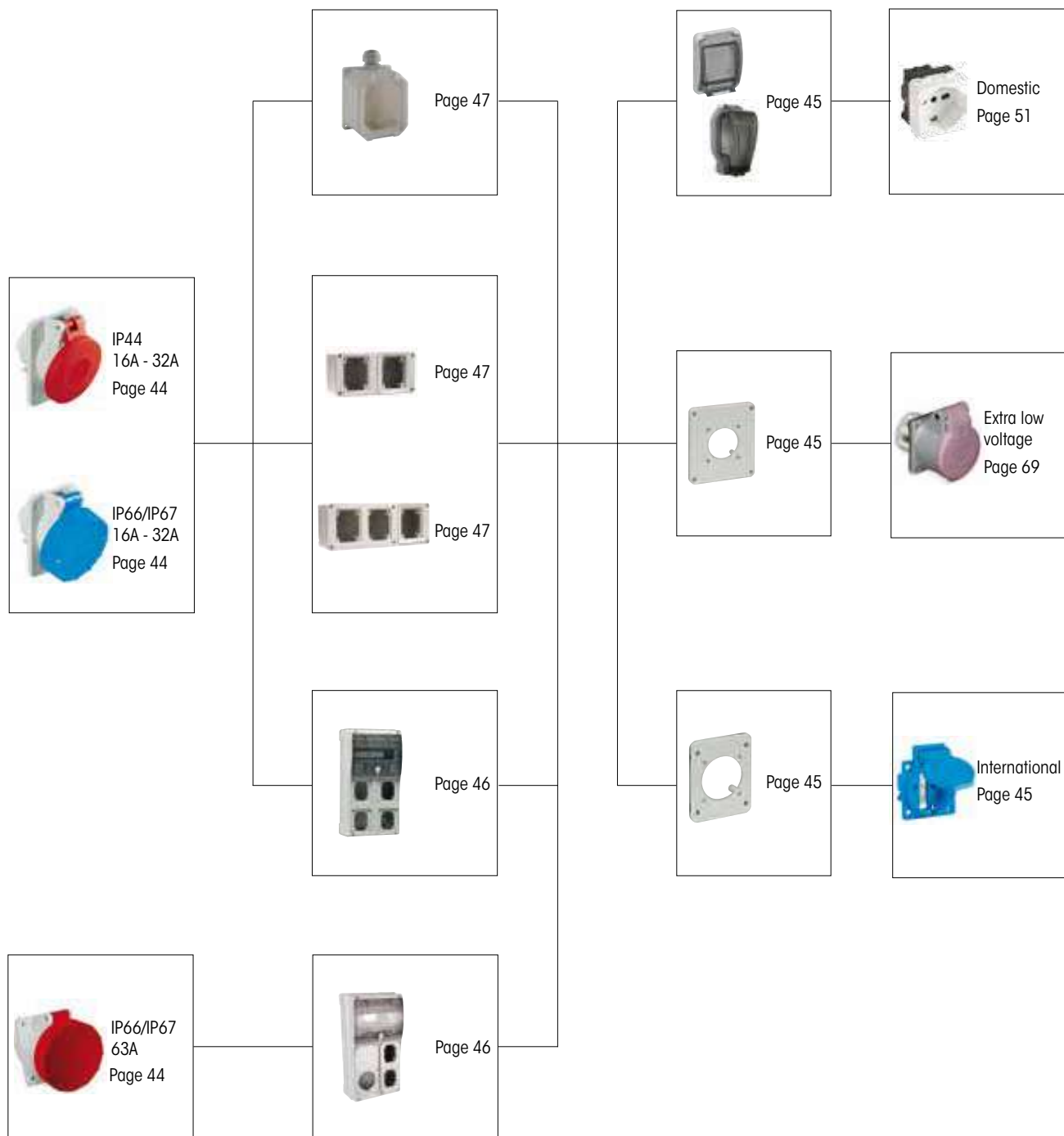
Rated current (A)	Poles	Wall-mounted socket-outlets entry threading	Wall-mounted socket-outlets entry cable diameter (mm)	Entry cable cross-section (mm ²)
16	2P+⊕	M25	14-18	1 - 2.5
	3P+⊕			
	3P+N+⊕			
32	2P+⊕	M25	14-18	2.5 - 6
	3P+⊕			
	3P+N+⊕			
63	2P+⊕	M40	24-28	4 - 25
	3P+⊕			
	3P+N+⊕			



TOPTER

Flush- and wall-mounted fixed socket-outlets

MODULARITY



EASY COMPOSER

Software for the design and cost estimate of distribution boards.

- ✓ Select the distribution board
- ✓ Compose your distribution board
- ✓ Calculate the cost estimate
- ✓ Download the certificates





TOPTER

Flush- and wall-mounted fixed socket-outlets




15° angled
flush-mounted socket-outlets
50/60Hz IP44

Rated current (A)	Rated voltage (V)	Flange dimensions (mm)	Voltage colour	Poles	h ref.	Palazzoli code	Pack Qty	
16	110	65 x 83	Yellow	2P+⊕	4	488124	1	
	110	65 x 83	Yellow	3P+⊕	4	488134	1	
	110	88 x 100	Yellow	3P+N+⊕	4	488144	1	
	230	65 x 83	Blue	2P+⊕	6	488126	10	
	230	65 x 83	Blue	3P+⊕	9	488139	1	
	230	88 x 100	Blue	3P+N+⊕	9	488149	1	
	400	65 x 83	Red	2P+⊕	9	488129	1	
	400	65 x 83	Red	3P+⊕	6	488136	10	
	400	88 x 100	Red	3P+N+⊕	6	488146	10	
	32	110	88 x 100	Yellow	2P+⊕	4	488224	1
		110	88 x 100	Yellow	3P+⊕	4	488234	1
		110	88 x 100	Yellow	3P+N+⊕	4	488244	1
230		88 x 100	Blue	2P+⊕	6	488226	5	
230		88 x 100	Blue	3P+⊕	9	488239	1	
230		88 x 100	Blue	3P+N+⊕	9	488249	1	
400		88 x 100	Red	2P+⊕	9	488229	1	
400		88 x 100	Red	3P+⊕	6	488236	5	
400	88 x 100	Red	3P+N+⊕	6	488246	5		

Features: 1 auxiliary contact for plug inserted signal can be fitted; flanges reinforced with ribs.

Technical accessories:




15° angled
flush-mounted socket-outlets
50/60Hz IP66/IP67

Rated current (A)	Rated voltage (V)	Flange dimensions (mm)	Voltage colour	Poles	h ref.	Palazzoli code	Pack Qty	
16	110	65 x 83	Yellow	2P+⊕	4	489124	1	
	110	65 x 83	Yellow	3P+⊕	4	489134	1	
	110	88 x 100	Yellow	3P+N+⊕	4	489144	1	
	230	65 x 83	Blue	2P+⊕	6	489126	10	
	230	65 x 83	Blue	3P+⊕	9	489139	1	
	230	88 x 100	Blue	3P+N+⊕	9	489149	1	
	400	65 x 83	Red	2P+⊕	9	489129	1	
	400	65 x 83	Red	3P+⊕	6	489136	10	
	400	88 x 100	Red	3P+N+⊕	6	489146	10	
	32	110	88 x 100	Yellow	2P+⊕	4	489224	1
		110	88 x 100	Yellow	3P+⊕	4	489234	1
		110	88 x 100	Yellow	3P+N+⊕	4	489244	1
230		88 x 100	Blue	2P+⊕	6	489226	5	
230		88 x 100	Blue	3P+⊕	9	489239	1	
230		88 x 100	Blue	3P+N+⊕	9	489249	1	
400		88 x 100	Red	2P+⊕	9	489229	1	
400		88 x 100	Red	3P+⊕	6	489236	5	
400	88 x 100	Red	3P+N+⊕	6	489246	5		
380/440	88 x 100	Red	3P+⊕	3	489233	1		

Features: 1 auxiliary contact for plug inserted signal can be fitted; flanges reinforced with ribs.


Technical accessories:



15° angled
flush-mounted socket-outlets
50/60Hz IP66/IP67

Rated current (A)	Rated voltage (V)	Flange dimensions (mm)	Voltage colour	Poles	h ref.	Palazzoli code	Pack Qty
63	230	100x100	Blue	2P+⊕	6	489326	2
	400	100x100	Red	3P+⊕	6	489336	2
	400	100x100	Red	3P+N+⊕	6	489346	2

Technical accessories:





TOPTER

Flush- and wall-mounted fixed socket-outlets



Flange for mounting a fixed flush-mounted socket-outlet on a distribution board, extra low voltage IP66/IP67

Flange dimensions (mm)	Mountable sockets	Fixing holes spacing (mm)	Palazzoli code	Pack Qty
88x100	Extra low voltage CEE	41x41	579849	1

Equipment included: bag with 4 stainless steel screws for fixing the socket.

Technical accessories:



page 69

page 69



Flange for mounting one 50x50 mm international domestic socket in a distribution board IP54

Flange dimensions (mm)	Mountable sockets	Fixing holes spacing (mm)	Palazzoli code	Pack Qty
65x83	panel-mounted with flange 50x50	38x38	579848	1

Equipment included: bag with 4 stainless steel screws for fixing the socket.



Flush-mounted international domestic sockets, dimensions 50x50 IP54

Rated current (A)	Rated voltage (V)	Standard	Flange dimensions (mm)	Nation	Palazzoli code	Pack Qty
16	250	DIN49440	50x50	Germany	579845	10
16	250	DIN49440	50x50	Ita/Pol/Hun	579830	10
13	250	BS1363	50x50	United Kingdom	579831	10
16	250	CEE 7/V	50x50	BE/FR/CZ	579832	10

Features: code 579830 with protected receptacles.




Schuko bivalent domestic socket P17/P30 with cap for distribution boards IP66

Description	Flange dimensions (mm)	Pitch	Type	Palazzoli code	Pack Qty
flange with domestic socket 2P+ \neq 10/16A 230V	65 x 83	19	P17/P30	579840	5

Notes: code 579840 is obtained from code 579847 + code 630052.

Technical accessories:



page 93

page 82



Universal cap for mounting domoTER domestic sockets in a distribution board IP66


Flange dimensions (mm)	No. of installable modules	Palazzoli code	Pack Qty
65 x 83	2	579847	10



Watertight cap for plugged-in plug for mounting domoTER domestic sockets in a distribution board IP66

Flange dimensions (mm)	No. of installable modules	Palazzoli code	Pack Qty
65 x 83	2	579860	1

Technical accessories:



page 51

page 93

page 82

Recommended use of cap 579860 with topTER distribution boards





TOPTER

Flush- and wall-mounted fixed socket-outlets



Distribution boards with transparent window for the installation of topTER devices IP66

Shape	Installable sockets	Max. no. with flange 65x83	Max. no. with flange 88x100	Power dissipation (W)	Palazzoli code	Pack Qty
5 modules		2	2	22	579822	1
5 modules		3	3	22	579823	1
10 modules		4	4	40	579824	1
16 modules		6	6	56	579826	1
22 modules		8	8	70	579828	1

Equipment included: DIN rail kit with adjustable supports. Cable clips. Screw cover caps for double insulation. Module cover layouts. Stainless steel screws for mounting the sockets. Finishing frames for compact socket-outlets. Hinge kit for door opening.
 1 closing flange, code 579824
 2 closing flanges, code 579826
 2 closing flanges, code 579828
Features: padlockable modular door. Suitable for horizontal and vertical assembly. Suitable for temporary mounting.
***Notes:** 16A 3P+N+⊕ to 32A 3P+N+⊕ socket-outlets can be mounted only in the lower compartment of the distribution board.

Technical accessories:




Distribution boards with transparent window for the installation of topTER devices and one 63A socket-outlet IP66

Shape	Installable sockets	Max. no. with flange 65x83	Max. no. with flange 88x100	Max. no. with flange 100x100	Power dissipation (W)	Palazzoli code	Pack Qty
10 modules		3	2	1	40	579863	1
16 modules		5	4	2	56	579865	1

Equipment included: DIN rail kit with adjustable supports, cable holders, screw cover caps for double insulation, module covers, hinge kit for door opening. Stainless steel screws for mounting the sockets. Finishing frames for compact socket-outlets. No. 1 closing flange, code 579865
Characteristics: padlockable modular door. Suitable for horizontal and vertical assembly. Suitable for temporary mounting.
Notes: 16A 3P+N+⊕ to 32A 3P+N+⊕ sockets can be mounted only in the lower compartment of the distribution board.

Technical accessories:



DIN rail kit for topTER distribution boards

No. of DIN modules	For distribution boards, code	Palazzoli code	Pack Qty
10	579742 - 579824	579852	1
16	579743 - 579826	579853	1
22	579744 - 579828	579854	1

Equipment included: adjustable supports, 2 cable holders and fixing screws.
Features: Allows DIN modules to be mounted behind the socket holding compartments.



TOPTER

Flush- and wall-mounted fixed socket-outlets



Back boxes for wall-mounting of topTER devices IP66/IP67

Entry type	Dimensions (mm)	For flange with dimensions	Palazzoli code	Pack Qty
M25	84 x 100	65 x 83	579750	1
M25	106 x 128	88 x 100	579751	1

Equipment included: cable gland. Stainless steel screws for mounting the sockets. Finishing frames for compact socket-outlets.



Back boxes for wall mounting of 2 topTER devices IP55

Dimensions (mm)	Total installable devices	Max. No. with 65x83 flange	Max. No. with 88x100 flange	Palazzoli code	Pack Qty
103x206	2	2	1	579702	1

Equipment included: Stainless steel screws for mounting the sockets. Finishing frames for compact socket-outlets.



Back boxes for wall mounting of 3 topTER devices IP55

Dimensions (mm)	Total installable devices	Max. No. with 65x83 flange	Max. No. with 88x100 flange	Palazzoli code	Pack Qty
116x291	3	3	1	579703	1

Equipment included: stainless steel screws for mounting the sockets. Finishing frames for compact socket-outlets.

Technical accessories:



Closing flange for topTER distribution boards IP66/IP67

Flange dimensions (mm)	Palazzoli code	Pack Qty
65x83	579843	1
88x100	579842	1


Uses: allows closing off the seats of unused sockets.



Equipotential bars for earth connection

No. of holes	Connection Type	Palazzoli code	Pack Qty
4	M5 screws for wire ends up to 25mm ²	579013	1
10		579014	1

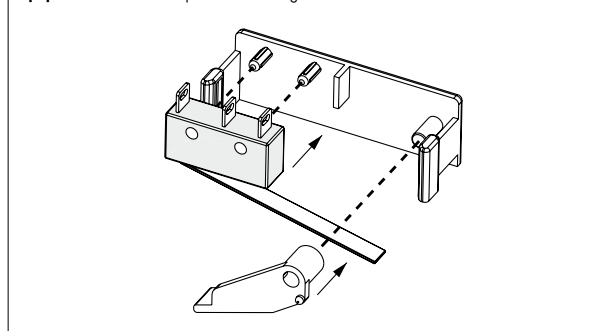
Equipment included: connection screws and fixing brackets.



NO+NC auxiliary contact for plug inserted signalling

For sockets	Palazzoli code	Pack Qty
topTER fixed and interlocked socket-outlets	579850	1

Equipment included: adaptor for mounting on fixed sockets.





TOPTER

Flush- and wall-mounted fixed socket-outlets



Module covers

No. of DIN modules	For distribution boards	Palazzoli code	Pack Qty
2	all topTER, PRIMA, ULYSSE, TAIS and TAIS Cube distribution boards	579904	20

Uses: allows unused modules, to be covered to achieve the IP40 protection rating.



Coupling fitting with Pg threading for topTER distribution boards IP66

Pg	Mounting hole (mm)	For cable Ø (mm)	Palazzoli code	Pack Qty
21	29	21	580250	1



Transportation handles

For distribution boards	Palazzoli code	Pack Qty
all distribution boards	579011	1



Pair of stainless steel plates for wall mounting of topTER and PRIMA distribution boards

For distribution boards	Palazzoli code	Pack Qty
all topTER and PRIMA distribution boards	579012	10



Universal support for topTER, PRIMA and Energy Go distribution boards

For distribution boards	Palazzoli code	Pack Qty
width 239 mm and above	570010	1

COMPACT PANEL-MOUNTED SOCKETS



15° angled flush-mounted socket-outlets with mini flange 50/60Hz IP44

Rated current (A)	Rated voltage (V)	Flange dimensions (mm)	Voltage colour	Poles	h ref.	Palazzoli code	Pack Qty
16	110	60 x 60	●	2P+⊕	4	488114	10
	230	60 x 60	●	2P+⊕	6	488116	10



TOPTER

Flush- and wall-mounted fixed socket-outlets



15° angled
wall-mounted fixed socket-outlets
50/60Hz IP44

Rated current (A)	Rated voltage (V)	Voltage colour	Poles	h ref.	Palazzoli code	Pack Qty
16 M25 entry	110	●	2P+⊕	4	438124	1
	230	●	2P+⊕	6	438126	1
	400	●	3P+⊕	6	438136	1
	400	●	3P+N+⊕	6	438146	1
32 M25 entry	110	●	2P+⊕	4	438224	1
	230	●	2P+⊕	6	438226	1
	400	●	3P+⊕	6	438236	1
	400	●	3P+N+⊕	6	438246	1

Equipment included: stepped gland.



90° angled
wall-mounted socket-outlets
50/60Hz IP44

Rated current (A)	Rated voltage (V)	Voltage colour	Poles	h ref.	Palazzoli code	Pack Qty
16 M25 entry	110	●	2P+⊕	4	508124	1
	230	●	2P+⊕	6	508126	1
	400	●	3P+⊕	6	508136	1
	400	●	3P+N+⊕	6	508146	1
32 M25 entry	110	●	2P+⊕	4	508224	1
	230	●	2P+⊕	6	508226	1
	400	●	3P+⊕	6	508236	1
	400	●	3P+N+⊕	6	508246	1

Equipment included: stepped gland.
Features: codes 508124 and 508126 with M20 entry.




15° angled
wall-mounted fixed socket-outlets
50/60Hz IP66/IP67

Rated current (A)	Rated voltage (V)	Voltage colour	Poles	h ref.	Palazzoli code	Pack Qty
16 M25 entry	110	●	2P+⊕	4	439124	1
	230	●	2P+⊕	6	439126	1
	400	●	3P+⊕	6	439136	1
	400	●	3P+N+⊕	6	439146	1
32 M25 entry	110	●	2P+⊕	4	439224	1
	230	●	2P+⊕	6	439226	1
	400	●	3P+⊕	6	439236	1
	400	●	3P+N+⊕	6	439246	1
	380/440	●	3P+⊕	3	439233	1

Equipment included: cable gland.

Technical accessories:



90° angled
wall-mounted socket-outlets
50/60Hz IP67

Rated current (A)	Rated voltage (V)	Voltage colour	Poles	h ref.	Palazzoli code	Pack Qty
16 M25 entry	110	●	2P+⊕	4	509124	1
	230	●	2P+⊕	6	509126	1
	400	●	3P+⊕	6	509136	1
	400	●	3P+N+⊕	6	509146	1
32 M25 entry	110	●	2P+⊕	4	509224	1
	230	●	2P+⊕	6	509226	1
	400	●	3P+⊕	6	509236	1
	400	●	3P+N+⊕	6	509246	1
	380/440	●	3P+⊕	3	509233	1
63 M40 entry	230	●	2P+⊕	6	509326	1
	400	●	3P+⊕	6	509336	1
	400	●	3P+N+⊕	6	509346	1

Equipment included: cable gland.
Features: 63A socket-outlets are equipped with a double additional entry from the bottom, type M32.



DOMOTER

Modular devices for domestic use

Body material	Thermoplastic
Colour	RAL 7035 Light grey
Protection rating	IP40 - IP55 (boxes) IP66 with plug plugged-in (caps)
Glow Wire Test	850°C (insert) 650 °C (enclosure)
Insulation class	II
Ambient operating temperature	-15°C - +50°C
Ambient storage temperature	-30°C - +70°C
Rated current	10A - 13A - 15A - 16A
Operating Voltage	250V
Operating frequency	50/60Hz
Terminal type	Screw type, indirect clamping
Cross-section of conductors	From 1x1 mm ² to 2x2.5 mm ²



DIRECTIVES

2001/95/UE (GPSD)
2014/35/EU (LVD)
2011/65/EU (RoHS)
2012/19/EU (WEEE)

PRODUCT STANDARDS

IEC 23-50
IEC 60884-1
IEC/EN 60669-1
IEC/EN 63000
BS 1363-2
NFC 61-314
NEMA 5-15 R



Wall-mounted boxes for domoTER devices IP40

Dimensions (mm)	No. of installable modules	Palazzoli code	Pack Qty
76x82x58	1	630001	36
98x82x58	2	630002	36
120x82x58	3	630003	24



Wall-mounted boxes for domoTER devices IP55

Dimensions (mm)	No. of installable modules	Palazzoli code	Pack Qty
76x82x58	1	630011	30
98x82x58	2	630012	30
120x82x58	3	630013	24

Technical accessories:



Universal cap for mounting domoTER domestic sockets IP66

Flange dimensions (mm)	No. of installable modules	Palazzoli code	Pack Qty
65 x 83	2	579847	10



Watertight cap for plugged-in plug for mounting domoTER domestic sockets IP66

Flange dimensions (mm)	No. of installable modules	Palazzoli code	Pack Qty
65 x 83	2	579860	1

Technical accessories:





DOMOTER

Modular devices for domestic use



Support for installing
domoTER devices on DIN rail

Width (mm)	No. of installable modules	Colour	Palazzoli code	Pack Qty
27 (1.5 DIN modules)	1	RAL 7035 Light grey	630021	20
52 (3 DIN modules)	2		630022	8



Domestic socket
Italian standard bivalent P11/P17

Rated current (A)	Rated voltage (V)	No. of poles	Type	No. of modules	Palazzoli code	Pack Qty
10/16	250	2P+⊕	P11/P17	1	630050	16

Features: shuttered receptacles.



Schuko P40 bivalent domestic socket
Italian/German standard

Rated current (A)	Rated voltage (V)	No. of poles	Type	No. of modules	Palazzoli code	Pack Qty
10/16	250	2P+⊕	P40	2	630052	8

Features: shuttered receptacles.



Schuko domestic socket
Italian/German standard
P30

Rated current (A)	Rated voltage (V)	No. of poles	Type	No. of modules	Palazzoli code	Pack Qty
16	250	2P+⊕	P30	2	630051	8

Features: shuttered receptacles.



Domestic socket
UK standard

Rated current (A)	Rated voltage (V)	No. of poles	No. of modules	Palazzoli code	Pack Qty
13	250	2P+⊕	2	630056	8



Domestic socket
French standard

Rated current (A)	Rated voltage (V)	No. of poles	No. of modules	Palazzoli code	Pack Qty
16	250	2P+⊕	2	630055	8



Domestic socket
USA American standard

Rated current (A)	Rated voltage (V)	No. of poles	No. of modules	Palazzoli code	Pack Qty
15	127	2P+⊕	1	630058	16



DOMOTER

Modular devices for domestic use



Red Schuko domestic socket
Italian/German standard
P30

Rated current (A)	Rated voltage (V)	No. of poles	Type	No. of modules	Palazzoli code	Pack Qty
16	250	2P+⏏	P30	2	630053	8

Features: shuttered receptacles.



Red Schuko P17/P30
bivalent domestic socket
Italian/German standard

Rated current (A)	Rated voltage (V)	No. of poles	Type	No. of modules	Palazzoli code	Pack Qty
10/16	250	2P+⏏	P17/P30	2	630054	8

Features: shuttered receptacles.




Multifunction device, 1P or 2P switch,
1P two-way switch, NO/NC button
16A 250V

Function (mm)	No. of modules	Palazzoli code	Pack Qty
1P or 2P switch, NO 1P button or 2P two-way switch 1P, NC 1P button	1	630030	16

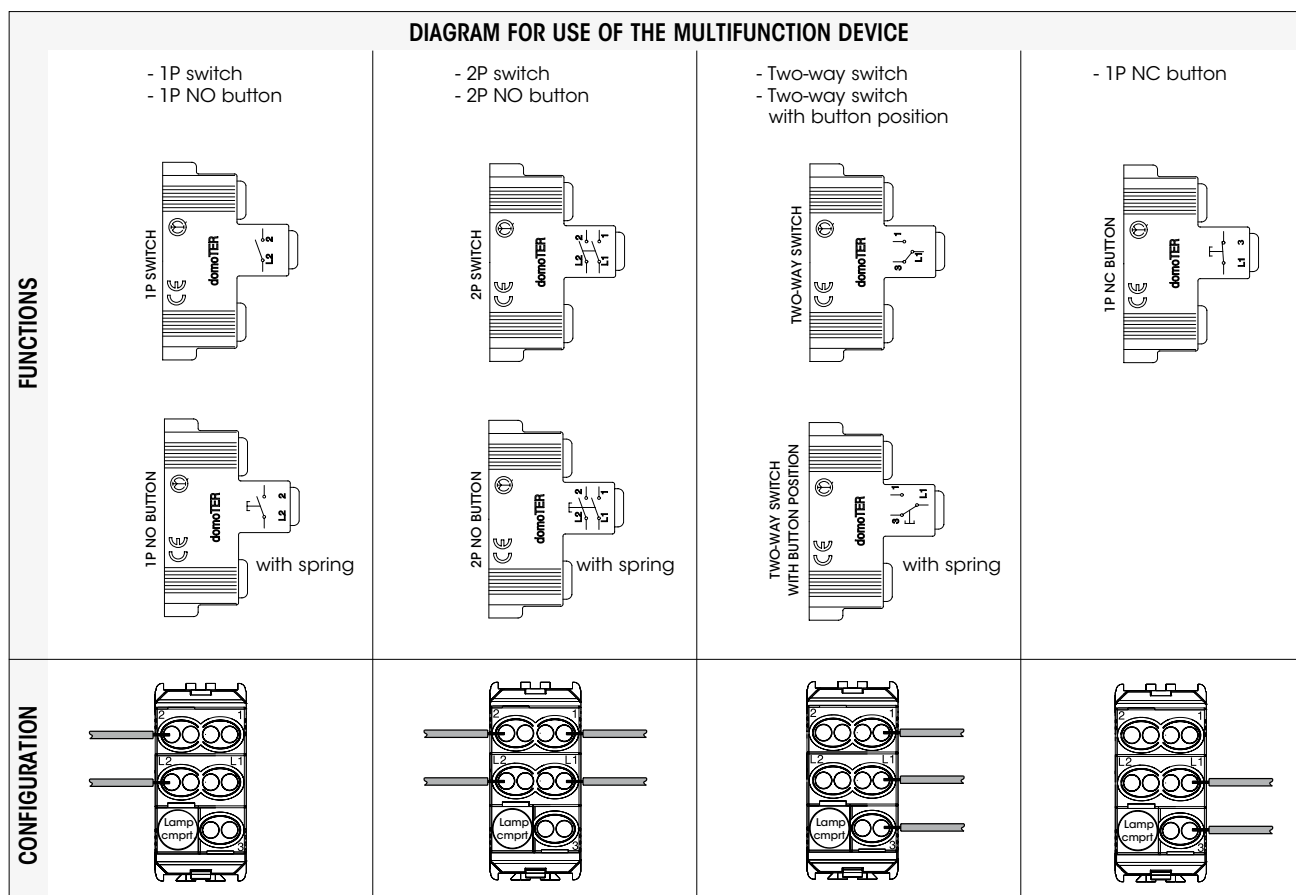
Complementary products: warning lamp code 630091.
Features: the code 630030 is made in the "NO button" configuration.

To obtain the switch and two-way switch configuration, remove the spring located underneath the key with a screwdriver and perform the wiring according to the schemes here below.



Line reversing switch
16A 250V

No. of poles	No. of modules	Palazzoli code	Pack Qty
1	1	630031	16





DOMOTER

Modular devices for domestic use



TV sockets

Standard	No. of modules	Palazzoli code	Pack Qty
TV 9.5 mm final	1	630070	16
TV 9.5 mm through/final	1	630071	16



Rj data sockets

Description	No. of modules	Palazzoli code	Pack Qty
RJ12 6/6 contacts	1	630080	20
RJ45 category 5E	1	630081	20
RJ45 category 6	1	630082	20



USB socket

Description	No. of modules	Palazzoli code	Pack Qty
USB 5V 2.1 A power supply	1	630085	4

Fuse holder
5x20 mm 10A max.

Fuse type	No. of modules	Max. rated current (A)	Palazzoli code	Pack Qty
5x20mm	1	10A	630035	16

Features: fuses not included.MCB
1P+N C16A PdI 3kA

Rated current (A)	No. of modules	Palazzoli code	Pack Qty
16	1	630036	20

Signalling lamps
230V - 50/60Hz

Diffuser colour	No. of modules	Palazzoli code	Pack Qty
white	1	630040	16
red	1	630041	16
green	1	630042	16



Closing cap

Description	No. of modules	Palazzoli code	Pack Qty
closing cap	1	630090	100

230V warning lamp
with 100mm cable

No. of modules	Palazzoli code	Pack Qty
1	630091	200

Features: it can be inserted in the multifunction device code 630030 and can be used as a spare part in the domoTER signalling lamps.Quick coupling
for domoTER boxes

Inner diameter (mm)	Fixing	Palazzoli code	Pack Qty
20	snap	658529	1

Equipment included: with gasket.**Uses:** allows to realise multiple box compositions.

X-CEE



2700236
UK
CE
1000V
15A
3P+N+PE
IP67
UL 1004
UL 1004
UL 1004
UL 1004



X-CEE

Safety performance mobile plugs and socket-outlets

ADVANTAGES



Simplicity is found in the smart cable gland that makes X-CEE suitable for all types of cables, with a versatility that is unique on the market. It can be easily closed thanks to the possibility of tightening the cable by levering with a screwdriver. The slot of the cable gland can also be used as a hook for suspension.

The comfort grip provides a comfortable and secure grip even with gloves. The smooth shape of the handle prevents liquids from stagnating.



Indirect clamping HD terminals are standard throughout the range. They guarantee the integrity of the cables for an even passage of current and prevent overheating and cable breakage.

The X-CEE series is perfectly compatible with the TAIS series. This feature significantly facilitates the integration of Palazzoli's installations with convenience.





X-CEE

Safety performance mobile plugs and socket-outlets



Body material	Technopolymer
Pin treatment	Nickel plating
Colour	Grey RAL 7046 RAL 5015 Sky blue
Protection rating	IP66/IP67
Additional IP rating	IP68/IP69
Impact resistance	IK10
Resistance to abnormal heat and fire	960 °C (insert) 850 °C (enclosure)
Flammability class	V-0 (insert) V-2 (enclosure)
Ambient operating temperature	-40 °C - +60 °C
Ambient storage temperature	-50 °C - +90 °C
Rated current	16A - 32A - 63A - 125A
Operating Voltage	50 V - 690 V (1000V on request for 63A and 125A)
Insulation voltage	690V (16A - 32A) 1000V (63A - 125A)
Operating frequency	0-50Hz - 500Hz
Terminal type	Screw type, indirect clamping

Protection ratings:

IPX8	protected against the effects of continuous immersion (> 1 m and/or > 30 min)
IPX9	protected against high pressure and high temperature jets



DIRECTIVES

2014/35/EU (LVD)
2011/65/EU (RoHS)
2012/19/EU (WEEE)

PRODUCT STANDARDS

IEC/EN 60309-1
IEC/EN 60309-2
IEC/EN 63000

Cable features:

Rated current (A)	Poles	Entry cable diameter (mm)	Cable cross-section range (mm ²)
16	2P+⊕	6.3 - 18	1 - 10
	3P+⊕		
	3P+N+⊕		
32	2P+⊕	11 - 23	1 - 10
	3P+⊕	13 - 27	
	3P+N+⊕		
63	2P+⊕	14 - 36	6 - 25
	3P+⊕		
	3P+N+⊕		
125	2P+⊕	20 - 50	16 - 70
	3P+⊕		
	3P+N+⊕		



X-CEE

Safety performance mobile plugs and socket-outlets

ASSEMBLY INSTRUCTIONS



For quick and easy installation, scan the QR code.

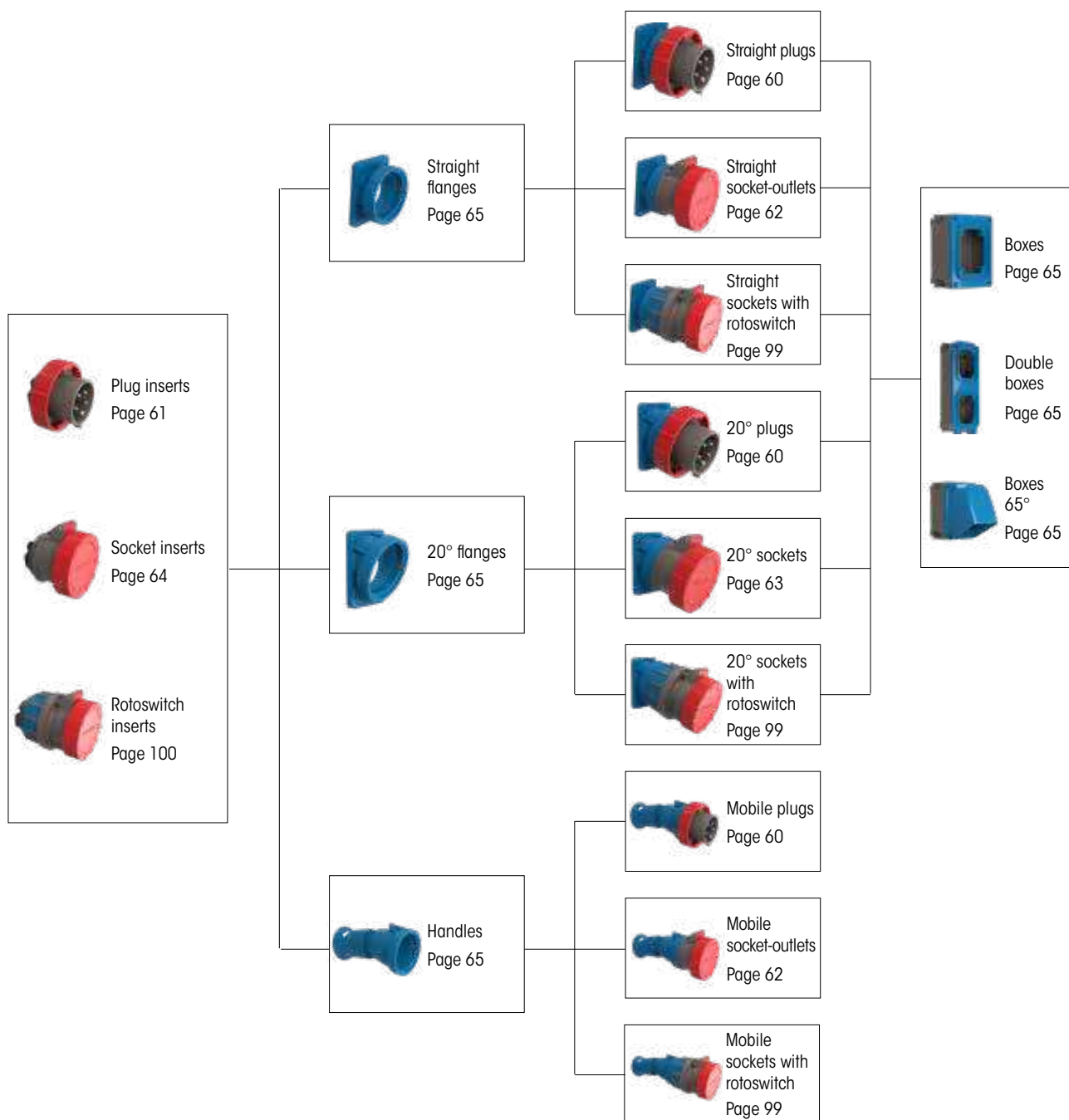




X-CEE

Combinable inserts with and without rotoswitch according to IEC 60309 standards

MODULARITY



Examples of combinations

Straight wall-mounted plug



Angled wall-mounted socket
Page 63



Straight socket with rotoswitch



65° angled socket with rotoswitch
Page 99



Two straight wall-mounted socket-outlets

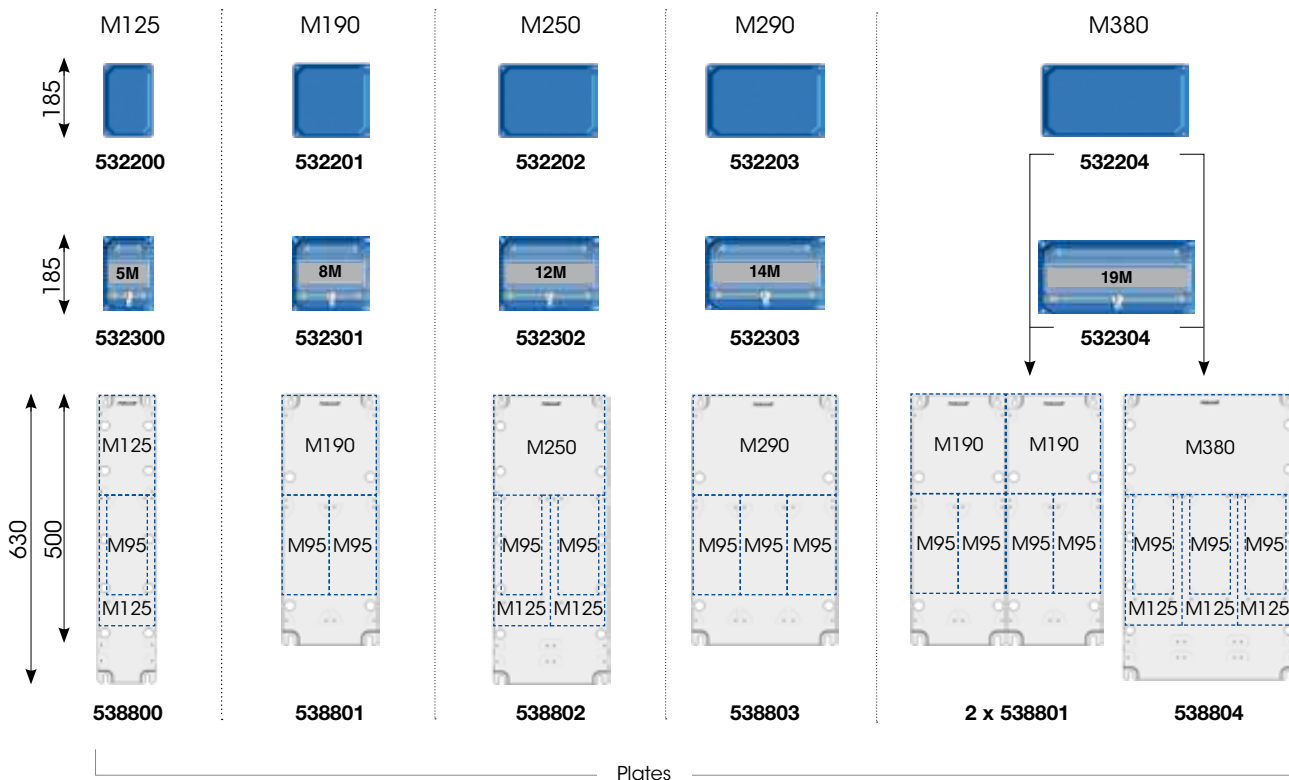




X-CEE

X-CEE compositions with TAIS

Rated current (A)	Rated voltage (V)	Poles	Wall-mounted single gang boxes		Wall-mounted double gang boxes		65° angled wall-mounted boxes		TAIS interlocked socket-outlets					
			M95	M125	M95	M125	M95	M125	M95 direct	M125 direct	M95 fuses	M125 fuses		
16	230	2P+⊕	532101		532121		532131		470126		472620			
	400	3P+⊕							470136		472730			
		3P+N+⊕							470146		472830			
32	230	2P+⊕							469226		468226			
	400	3P+⊕							469236		468236			
		3P+N+⊕									470246		472831	
63	400	3P+⊕	532102		532122		532132		470336		472732			
		3P+N+⊕									470346		472832	



Plates

Examples of combinations





X-CEE

Safety performance mobile plugs and socket-outlets



Straight mobile plugs
50/60Hz
IP66/IP67/IP68/IP69

Rated current (A)	Rated voltage (V)	Voltage colour	Poles	h ref.	Palazzoli code	Pack Qty
16	110	Yellow	2P+⊕	4	760124	1
	110	Yellow	3P+⊕	4	760134	1
	110	Yellow	3P+N+⊕	4	760144	1
	230	Blue	2P+⊕	6	760126	10
	230	Blue	3P+⊕	9	760139	1
	230	Blue	3P+N+⊕	9	760149	1
	400	Red	2P+⊕	9	760129	1
	400	Red	3P+⊕	6	760136	10
	400	Red	3P+N+⊕	6	760146	10
	500	Black	3P+⊕	7	760137	1
32	500	Black	3P+N+⊕	7	760147	1
	110	Yellow	2P+⊕	4	760224	1
	110	Yellow	3P+⊕	4	760234	1
	110	Yellow	3P+N+⊕	4	760244	1
	230	Blue	2P+⊕	6	760226	1
	230	Blue	3P+⊕	9	760239	1
	230	Blue	3P+N+⊕	9	760249	1
	400	Red	2P+⊕	9	760229	1
	400	Red	3P+⊕	6	760236	5
	400	Red	3P+N+⊕	6	760246	5
63	500	Black	3P+⊕	7	760237	1
	500	Black	3P+N+⊕	7	760247	1
	380-440	Red	3P+⊕	3	760233	1
	110	Yellow	2P+⊕	4	760324	1
	110	Yellow	3P+⊕	4	760334	1
	110	Yellow	3P+N+⊕	4	760344	1
	230	Blue	2P+⊕	6	760326	1
	230	Blue	3P+⊕	9	760339	1
	230	Blue	3P+N+⊕	9	760349	1
	400	Red	2P+⊕	9	760329	1
125	400	Red	3P+⊕	6	760336	1
	400	Red	3P+N+⊕	6	760346	1
	500	Black	3P+⊕	7	760337	1
	500	Black	3P+N+⊕	7	760347	1
	110	Yellow	3P+⊕	4	760434	1
	110	Yellow	3P+N+⊕	4	760444	1
	230	Blue	3P+⊕	9	760439	1
	230	Blue	3P+N+⊕	9	760449	1
	400	Red	3P+⊕	6	760436	1
	400	Red	3P+N+⊕	6	760446	1
500	Black	3P+⊕	7	760437	1	
500	Black	3P+N+⊕	7	760447	1	

Features: The plugs are designed to allow for padlocking, either in a stand-alone fashion or connected to sockets. The padlock must have a min. shackle width of 10.5 mm, a height of 32 mm and a max. wire Ø of 3.5 mm.



Watertight caps for plugs
IP67

Rated current (A)	Poles	Palazzoli code	Pack Qty
16	2P+ ⊕	476903	1
	3P+ ⊕	476913	1
	3P+N+ ⊕	476923	10
32	2P+ ⊕ / 3P+ ⊕	476905	10
	3P+N+ ⊕	476925	10
63	2P+ ⊕ / 3P+ ⊕ / 3P+N+ ⊕	476907	1
125	2P+ ⊕ / 3P+ ⊕ / 3P+N+ ⊕	476909	1

Features: ensures the IP67 protection rating when the plug is not in use.



Straight panel-mounted inlets
50/60Hz
IP66/IP67/IP68/IP69

Rated current (A)	Rated voltage (V)	Flange dimensions (mm)	Voltage colour	Poles	h ref.	Palazzoli code	Pack Qty
16	110	65x83	Yellow	2P+⊕	4	762124	1
	230	65x83	Blue	2P+⊕	6	762126	1
	400	65x83	Red	3P+⊕	6	762136	1
	400	65x83	Red	3P+N+⊕	6	762146	1
32	110	65x83	Yellow	2P+⊕	4	762224	1
	230	65x83	Blue	2P+⊕	6	762226	1
	400	65x83	Red	3P+⊕	6	762236	1
63	400	100x108	Red	3P+N+⊕	6	762246	1
	400	100x108	Red	3P+⊕	6	762336	1
	400	100x108	Red	3P+N+⊕	6	762346	1
125	400	114x114	Red	3P+⊕	6	762436	1
	400	114x114	Red	3P+N+⊕	6	762446	1



20° angled panel-mounted inlets
50/60Hz
IP66/IP67/IP68/IP69

Rated current (A)	Rated voltage (V)	Flange dimensions	Voltage colour	Poles	h ref.	Palazzoli code	Pack Qty
16	110	65x83	Yellow	2P+⊕	4	763124	1
	230	65x83	Blue	2P+⊕	6	763126	1
	400	65x83	Red	3P+⊕	6	763136	1
	400	65x83	Red	3P+N+⊕	6	763146	1
32	110	65x83	Yellow	2P+⊕	4	763224	1
	230	65x83	Blue	2P+⊕	6	763226	1
	400	65x83	Red	3P+⊕	6	763236	1
63	400	100x108	Red	3P+N+⊕	6	763246	1
	400	100x108	Red	3P+⊕	6	763336	1
	400	100x108	Red	3P+N+⊕	6	763346	1
125	400	114x114	Red	3P+⊕	6	763436	1
	400	114x114	Red	3P+N+⊕	6	763446	1



65° angled wall-mounted plugs
50/60Hz
IP66/IP67/IP68/IP69

Rated current (A)	Rated voltage (V)	Voltage colour	Poles	h ref.	Palazzoli code	Pack Qty
16	110	Yellow	2P+⊕	4	766124	1
	230	Blue	2P+⊕	6	766126	1
	400	Red	3P+⊕	6	766136	1
	400	Red	3P+N+⊕	6	766146	1
32	110	Yellow	2P+⊕	4	766224	1
	230	Blue	2P+⊕	6	766226	1
	400	Red	3P+⊕	6	766236	1
63	400	Red	3P+N+⊕	6	766246	1
	400	Red	3P+⊕	6	766336	1
	400	Red	3P+N+⊕	6	766346	1
125	400	Red	3P+⊕	6	766436*	1
	400	Red	3P+N+⊕	6	766446*	1

Common features: The plugs are designed to allow for padlocking, either in a stand-alone fashion or connected to sockets. The padlock must have a min. shackle width of 10.5 mm, a height of 32 mm and a max. wire Ø of 3.5 mm.

***Notes:** 125A plugs, 80° angled.



X-CEE

Safety performance mobile plugs and socket-outlets



Inlets
IP66/IP67/IP68/IP69

Rated current (A)	Frequency	Rated voltage (V)	Voltage colour	Poles	h ref.	Palazzoli code	Pack Qty	
16	50/60Hz	110	●	2P+⊕	4	769124	1	
	50/60Hz	110	●	3P+⊕	4	769134	1	
	50/60Hz	110	●	3P+N+⊕	4	769144	1	
	50/60Hz	220	●	2P+⊕	6	769126	1	
	50/60Hz	220	●	3P+⊕	9	769139	1	
	50/60Hz	220	●	3P+N+⊕	9	769149	1	
	50/60Hz	400	●	2P+⊕	9	769129	1	
	50/60Hz	400	●	3P+⊕	6	769136	1	
	50/60Hz	400	●	3P+N+⊕	6	769146	1	
	50/60Hz	500	●	2P+⊕	7	769127	1	
	50/60Hz	500	●	3P+⊕	7	769137	1	
	50/60Hz	500	●	3P+N+⊕	7	769147	1	
	50/60Hz	690	●	3P+⊕	5	769135	1	
	50/60Hz	690	●	3P+N+⊕	5	769145	1	
	DC	>250	●	2P+⊕	8	769121	1	
	100-300Hz	>50	●	2P+⊕	10	769120	1	
	100-300Hz	>50	●	3P+⊕	10	769130	1	
	100-300Hz	>50	●	3P+N+⊕	10	769140	1	
	60Hz	440-460	●	3P+⊕	11	769131	1	
	60Hz	440-460	●	3P+N+⊕	11	769141	1	
	50/60Hz	>50	●	2P+⊕	12	769128	1	
	50/60Hz	>50	●	3P+⊕	12	769138	1	
	300/500Hz	>50	●	2P+⊕	2	769122	1	
	300/500Hz	>50	●	3P+⊕	2	769132	1	
	300/500Hz	>50	●	3P+N+⊕	2	769142	1	
	DC	>50-250	●	2P+⊕	3	769123	1	
	50/60Hz	380-440	●	3P+⊕	3	769133	1	
	50/60Hz	380-440	●	3P+N+⊕	3	769143	1	
	32	50/60Hz	110	●	2P+⊕	4	769224	1
		50/60Hz	110	●	3P+⊕	4	769234	1
		50/60Hz	110	●	3P+N+⊕	4	769244	1
		50/60Hz	220	●	2P+⊕	6	769226	1
50/60Hz		220	●	3P+⊕	9	769239	1	
50/60Hz		220	●	3P+N+⊕	9	769249	1	
50/60Hz		400	●	2P+⊕	9	769229	1	
50/60Hz		400	●	3P+⊕	6	769236	1	
50/60Hz		400	●	3P+N+⊕	6	769246	1	
50/60Hz		500	●	2P+⊕	7	769227	1	
50/60Hz		500	●	3P+⊕	7	769237	1	
50/60Hz		500	●	3P+N+⊕	7	769247	1	
50/60Hz		690	●	3P+⊕	5	769235	1	
50/60Hz		690	●	3P+N+⊕	5	769245	1	
DC		>250	●	2P+⊕	8	769221	1	
100-300Hz		>50	●	2P+⊕	10	769220	1	
100-300Hz		>50	●	3P+⊕	10	769230	1	
100-300Hz		>50	●	3P+N+⊕	10	769240	1	
60Hz		440-460	●	3P+⊕	11	769231	1	
60Hz		440-460	●	3P+N+⊕	11	769241	1	
50/60Hz		>50	●	2P+⊕	12	769228	1	
50/60Hz		>50	●	3P+⊕	12	769238	1	
300/500Hz		>50	●	2P+⊕	2	769222	1	
300/500Hz		>50	●	3P+⊕	2	769232	1	
300/500Hz		>50	●	3P+N+⊕	2	769242	1	
DC		>50-250	●	2P+⊕	3	769223	1	
50/60Hz		380-440	●	3P+⊕	3	769233	1	
50/60Hz		380-440	●	3P+N+⊕	3	769243	1	

Rated current (A)	Frequency	Rated voltage (V)	Voltage colour	Poles	h ref.	Palazzoli code	Pack Qty	
63	50/60Hz	110	●	2P+⊕	4	769324	1	
	50/60Hz	110	●	3P+⊕	4	769334	1	
	50/60Hz	110	●	3P+N+⊕	4	769344	1	
	50/60Hz	220	●	2P+⊕	6	769326	1	
	50/60Hz	220	●	3P+⊕	9	769339	1	
	50/60Hz	220	●	3P+N+⊕	9	769349	1	
	50/60Hz	400	●	2P+⊕	9	769329	1	
	50/60Hz	400	●	3P+⊕	6	769336	1	
	50/60Hz	400	●	3P+N+⊕	6	769346	1	
	50/60Hz	500	●	2P+⊕	7	769327	1	
	50/60Hz	500	●	3P+⊕	7	769337	1	
	50/60Hz	500	●	3P+N+⊕	7	769347	1	
	50/60Hz	690	●	3P+⊕	5	769335	1	
	50/60Hz	690	●	3P+N+⊕	5	769345	1	
	DC	>250	●	2P+⊕	8	769321	1	
	100-300Hz	>50	●	2P+⊕	10	769320	1	
	100-300Hz	>50	●	3P+⊕	10	769330	1	
	100-300Hz	>50	●	3P+N+⊕	10	769340	1	
	60Hz	440-460	●	3P+⊕	11	769331	1	
	60Hz	440-460	●	3P+N+⊕	11	769341	1	
	50/60Hz	>50	●	2P+⊕	12	769328	1	
	50/60Hz	>50	●	3P+⊕	12	769338	1	
	300/500Hz	>50	●	2P+⊕	2	769322	1	
	300/500Hz	>50	●	3P+⊕	2	769332	1	
	300/500Hz	>50	●	3P+N+⊕	2	769342	1	
	DC	>50-250	●	2P+⊕	3	769323	1	
	50/60Hz	380-440	●	3P+⊕	3	769333	1	
	50/60Hz	380-440	●	3P+N+⊕	3	769343	1	
	125	50/60Hz	110	●	2P+⊕	4	769424	1
		50/60Hz	110	●	3P+⊕	4	769434	1
		50/60Hz	110	●	3P+N+⊕	4	769444	1
		50/60Hz	220	●	2P+⊕	6	769426	1
50/60Hz		220	●	3P+⊕	9	769439	1	
50/60Hz		220	●	3P+N+⊕	9	769449	1	
50/60Hz		400	●	2P+⊕	9	769429	1	
50/60Hz		400	●	3P+⊕	6	769436	1	
50/60Hz		400	●	3P+N+⊕	6	769446	1	
50/60Hz		500	●	2P+⊕	7	769427	1	
50/60Hz		500	●	3P+⊕	7	769437	1	
50/60Hz		500	●	3P+N+⊕	7	769447	1	
50/60Hz		690	●	3P+⊕	5	769435	1	
50/60Hz		690	●	3P+N+⊕	5	769445	1	
DC		>250	●	2P+⊕	8	769421	1	
100-300Hz		>50	●	2P+⊕	10	769420	1	
100-300Hz		>50	●	3P+⊕	10	769430	1	
100-300Hz		>50	●	3P+N+⊕	10	769440	1	
60Hz		440-460	●	3P+⊕	11	769431	1	
60Hz		440-460	●	3P+N+⊕	11	769441	1	
50/60Hz		>50	●	2P+⊕	12	769428	1	
50/60Hz		>50	●	3P+⊕	12	769438	1	
300/500Hz		>50	●	2P+⊕	2	769422	1	
300/500Hz		>50	●	3P+⊕	2	769432	1	
300/500Hz		>50	●	3P+N+⊕	2	769442	1	
DC		>50-250	●	2P+⊕	3	769423	1	
50/60Hz		380-440	●	3P+⊕	3	769433	1	
50/60Hz		380-440	●	3P+N+⊕	3	769443	1	

Features: The plugs are designed to allow for padlocking, either in a stand-alone fashion or connected to sockets. The padlock must have a min. shackle width of 10.5 mm, a height of 32 mm and a max. wire Ø of 3.5 mm.



X-CEE

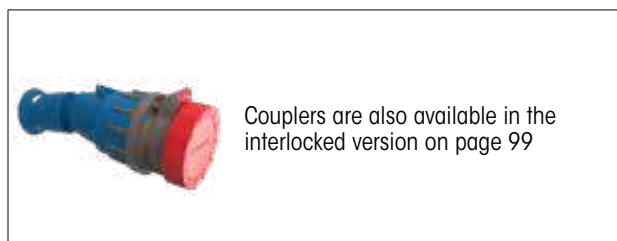
Safety performance mobile plugs and socket-outlets



Straight mobile socket-outlets
50/60Hz
IP66/IP67/IP68/IP69

Rated current (A)	Rated voltage (V)	Voltage colour	Poles	h ref.	Palazzoli code	Pack Qty	
16	110	Yellow	2P+⊕	4	770124	1	
	110	Yellow	3P+⊕	4	770134	1	
	110	Yellow	3P+N+⊕	4	770144	1	
	230	Blue	2P+⊕	6	770126	10	
	230	Blue	3P+⊕	9	770139	1	
	230	Blue	3P+N+⊕	9	770149	1	
	400	Red	2P+⊕	9	770129	1	
	400	Red	3P+⊕	6	770136	10	
	400	Red	3P+N+⊕	6	770146	10	
	500	Black	3P+⊕	7	770137	1	
	500	Black	3P+N+⊕	7	770147	1	
	32	110	Yellow	2P+⊕	4	770224	1
		110	Yellow	3P+⊕	4	770234	1
		110	Yellow	3P+N+⊕	4	770244	1
230		Blue	2P+⊕	6	770226	1	
230		Blue	3P+⊕	9	770239	1	
230		Blue	3P+N+⊕	9	770249	1	
400		Red	2P+⊕	9	770229	1	
400		Red	3P+⊕	6	770236	5	
400		Red	3P+N+⊕	6	770246	5	
500		Black	3P+⊕	7	770237	1	
500		Black	3P+N+⊕	7	770247	1	
380-440		Red	3P+⊕	3	770233	1	
63		110	Yellow	2P+⊕	4	770324	1
		110	Yellow	3P+⊕	4	770334	1
	110	Yellow	3P+N+⊕	4	770344	1	
	230	Blue	2P+⊕	6	770326	1	
	230	Blue	3P+⊕	9	770339	1	
	230	Blue	3P+N+⊕	9	770349	1	
	400	Red	2P+⊕	9	770329	1	
	400	Red	3P+⊕	6	770336	1	
	400	Red	3P+N+⊕	6	770346	1	
	500	Black	3P+⊕	7	770337	1	
	500	Black	3P+N+⊕	7	770347	1	
	125	110	Yellow	3P+⊕	4	770434	1
		110	Yellow	3P+N+⊕	4	770444	1
		230	Blue	3P+⊕	9	770439	1
230		Blue	3P+N+⊕	9	770449	1	
400		Red	3P+⊕	6	770436	1	
400		Red	3P+N+⊕	6	770446	1	
500		Black	3P+⊕	7	770437	1	
500	Black	3P+N+⊕	7	770447	1		

Features: The socket-outlets are designed to allow for padlocking, either in a stand-alone fashion or connected to plugs. The padlock must have a min. shackle width of 10.5 mm, a height of 32 mm and a max. wire Ø of 3.5 mm.



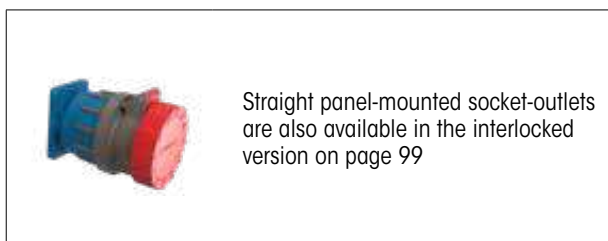
Couplers are also available in the interlocked version on page 99



Straight panel-mounted sockets
50/60Hz
IP66/IP67/IP68/IP69

Rated current (A)	Rated voltage (V)	Flange dimensions (mm)	Voltage colour	Poles	h ref.	Palazzoli code	Pack Qty	
16	110	65x83	Yellow	2P+⊕	4	772124	1	
	110	65x83	Yellow	3P+⊕	4	772134	1	
	110	65x83	Yellow	3P+N+⊕	4	772144	1	
	230	65x83	Blue	2P+⊕	6	772126	10	
	230	65x83	Blue	3P+⊕	9	772139	1	
	230	65x83	Blue	3P+N+⊕	9	772149	1	
	400	65x83	Red	2P+⊕	9	772129	1	
	400	65x83	Red	3P+⊕	6	772136	1	
	400	65x83	Red	3P+N+⊕	6	772146	1	
	500	65x83	Black	3P+⊕	7	772137	1	
	500	65x83	Black	3P+N+⊕	7	772147	1	
	32	110	65x83	Yellow	2P+⊕	4	772224	1
		110	65x83	Yellow	3P+⊕	4	772234	1
		110	100x108	Yellow	3P+N+⊕	4	772244	1
230		65x83	Blue	2P+⊕	6	772226	1	
230		65x83	Blue	3P+⊕	9	772239	1	
230		100x108	Blue	3P+N+⊕	9	772249	1	
400		65x83	Red	2P+⊕	9	772229	1	
400		65x83	Red	3P+⊕	6	772236	1	
400		100x108	Red	3P+N+⊕	6	772246	1	
500		65x83	Black	3P+⊕	7	772237	1	
500		100x108	Black	3P+N+⊕	7	772247	1	
380-440		65x83	Red	3P+⊕	3	772233	1	
63		110	100x108	Yellow	2P+⊕	4	772324	1
		110	100x108	Yellow	3P+⊕	4	772334	1
	110	100x108	Yellow	3P+N+⊕	4	772344	1	
	230	100x108	Blue	2P+⊕	6	772326	1	
	230	100x108	Blue	3P+⊕	9	772339	1	
	230	100x108	Blue	3P+N+⊕	9	772349	1	
	400	100x108	Red	2P+⊕	9	772329	1	
	400	100x108	Red	3P+⊕	6	772336	1	
	400	100x108	Red	3P+N+⊕	6	772346	1	
	500	100x108	Black	3P+⊕	7	772337	1	
	500	100x108	Black	3P+N+⊕	7	772347	1	
	125	110	114x114	Yellow	3P+⊕	4	772434	1
		110	114x114	Yellow	3P+N+⊕	4	772444	1
		230	114x114	Blue	3P+⊕	9	772439	1
230		114x114	Blue	3P+N+⊕	9	772449	1	
400		114x114	Red	3P+⊕	6	772436	1	
400		114x114	Red	3P+N+⊕	6	772446	1	
500		114x114	Black	3P+⊕	7	772437	1	
500	114x114	Black	3P+N+⊕	7	772447	1		

Features: The socket-outlets are designed to allow for padlocking, either in a stand-alone fashion or connected to plugs. The padlock must have a min. shackle width of 10.5 mm, a height of 32 mm and a max. wire Ø of 3.5 mm.



Straight panel-mounted socket-outlets are also available in the interlocked version on page 99



X-CEE

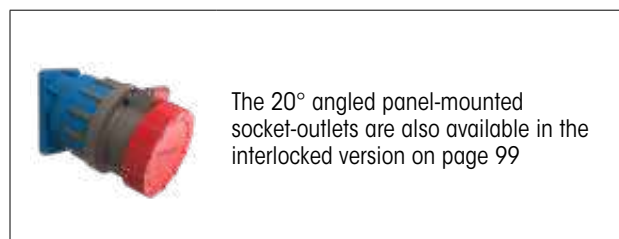
Safety performance mobile plugs and socket-outlets



20° angled
panel-mounted sockets
50/60Hz
IP66/IP67/IP68/IP69

Rated current (A)	Rated voltage (V)	Flange dimensions (mm)	Voltage colour	Poles	h ref.	Palazzoli code	Pack Qty	
16	110	65x83	Yellow	2P+⊕	4	773124	1	
	110	65x83	Yellow	3P+⊕	4	773134	1	
	110	65x83	Yellow	3P+N+⊕	4	773144	1	
	230	65x83	Blue	2P+⊕	6	773126	10	
	230	65x83	Blue	3P+⊕	9	773139	1	
	230	65x83	Blue	3P+N+⊕	9	773149	1	
	400	65x83	Red	2P+⊕	9	773129	1	
	400	65x83	Red	3P+⊕	6	773136	1	
	400	65x83	Red	3P+N+⊕	6	773146	1	
	500	65x83	Black	3P+⊕	7	773137	1	
	500	65x83	Black	3P+N+⊕	7	773147	1	
	32	110	65x83	Yellow	2P+⊕	4	773224	1
		110	65x83	Yellow	3P+⊕	4	773234	1
110		100x108	Yellow	3P+N+⊕	4	773244	1	
230		65x83	Blue	2P+⊕	6	773226	1	
230		65x83	Blue	3P+⊕	9	773239	1	
230		100x108	Blue	3P+N+⊕	9	773249	1	
400		65x83	Red	2P+⊕	9	773229	1	
400		65x83	Red	3P+⊕	6	773236	1	
400		100x108	Red	3P+N+⊕	6	773246	1	
500		65x83	Black	3P+⊕	7	773237	1	
500		100x108	Black	3P+N+⊕	7	773247	1	
380-440		65x83	Red	3P+⊕	3	773233	1	
63		110	100x108	Yellow	2P+⊕	4	773324	1
	110	100x108	Yellow	3P+⊕	4	773334	1	
	110	100x108	Yellow	3P+N+⊕	4	773344	1	
	230	100x108	Blue	2P+⊕	6	773326	1	
	230	100x108	Blue	3P+⊕	9	773339	1	
	230	100x108	Blue	3P+N+⊕	9	773349	1	
	400	100x108	Red	2P+⊕	9	773329	1	
	400	100x108	Red	3P+⊕	6	773336	1	
	400	100x108	Red	3P+N+⊕	6	773346	1	
	500	100x108	Black	3P+⊕	7	773337	1	
	500	100x108	Black	3P+N+⊕	7	773347	1	
	125	110	114x114	Yellow	3P+⊕	4	773434	1
		110	114x114	Yellow	3P+N+⊕	4	773444	1
230		114x114	Blue	3P+⊕	9	773439	1	
230		114x114	Blue	3P+N+⊕	9	773449	1	
400		114x114	Red	3P+⊕	6	773436	1	
400		114x114	Red	3P+N+⊕	6	773446	1	
500		114x114	Black	3P+⊕	7	773437	1	
500	114x114	Black	3P+N+⊕	7	773447	1		

Features: The socket-outlets are designed to allow for padlocking, either in a stand-alone fashion or connected to plugs. The padlock must have a min. shackle width of 10.5 mm, a height of 32 mm and a max. wire Ø of 3.5 mm.



The 20° angled panel-mounted socket-outlets are also available in the interlocked version on page 99

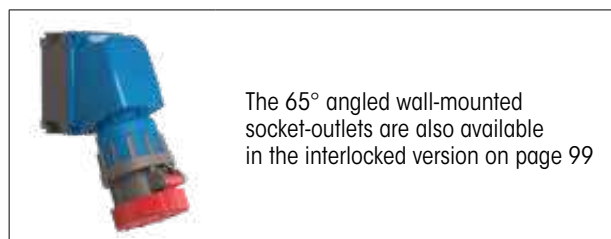


65° angled
wall-mounted inlets
50/60Hz
IP66/IP67/IP68/IP69

Rated current (A)	Rated voltage (V)	Voltage colour	Poles	h ref.	Palazzoli code	Pack Qty	
16	110	Yellow	2P+⊕	4	776124	1	
	110	Yellow	3P+⊕	4	776134	1	
	110	Yellow	3P+N+⊕	4	776144	1	
	230	Blue	2P+⊕	6	776126	1	
	230	Blue	3P+⊕	9	776139	1	
	230	Blue	3P+N+⊕	9	776149	1	
	400	Red	2P+⊕	9	776129	1	
	400	Red	3P+⊕	6	776136	1	
	400	Red	3P+N+⊕	6	776146	1	
	500	Black	3P+⊕	7	776137	1	
	500	Black	3P+N+⊕	7	776147	1	
	32	110	Yellow	2P+⊕	4	776224	1
		110	Yellow	3P+⊕	4	776234	1
110		Yellow	3P+N+⊕	4	776244	1	
230		Blue	2P+⊕	6	776226	1	
230		Blue	3P+⊕	9	776239	1	
230		Blue	3P+N+⊕	9	776249	1	
400		Red	2P+⊕	9	776229	1	
400		Red	3P+⊕	6	776236	1	
400		Red	3P+N+⊕	6	776246	1	
500		Black	3P+⊕	7	776237	1	
500		Black	3P+N+⊕	7	776247	1	
380-440		Red	3P+⊕	3	776233	1	
63		110	Yellow	2P+⊕	4	776324	1
	110	Yellow	3P+⊕	4	776334	1	
	110	Yellow	3P+N+⊕	4	776344	1	
	230	Blue	2P+⊕	6	776326	1	
	230	Blue	3P+⊕	9	776339	1	
	230	Blue	3P+N+⊕	9	776349	1	
	400	Red	2P+⊕	9	776329	1	
	400	Red	3P+⊕	6	776336	1	
	400	Red	3P+N+⊕	6	776346	1	
	500	Black	3P+⊕	7	776337	1	
	500	Black	3P+N+⊕	7	776347	1	
	125	110	Yellow	3P+⊕	4	776434	1
		110	Yellow	3P+N+⊕	4	776444	1
230		Blue	3P+⊕	9	776439	1	
230		Blue	3P+N+⊕	9	776449	1	
400		Red	3P+⊕	6	776436	1	
400		Red	3P+N+⊕	6	776446	1	
500		Black	3P+⊕	7	776437	1	
500	Black	3P+N+⊕	7	776447	1		

Features: The socket-outlets are designed to allow for padlocking, either in a stand-alone fashion or connected to plugs. The padlock must have a min. shackle width of 10.5 mm, a height of 32 mm and a max. wire Ø of 3.5 mm.

Notes: 125A socket-outlets, 80° angled.



The 65° angled wall-mounted socket-outlets are also available in the interlocked version on page 99



X-CEE

Safety performance mobile plugs and socket-outlets



Combinable socket inserts
IP66/IP67/IP68/IP69

Rated current (A)	Frequency	Rated voltage (V)	Voltage colour	Poles	h ref.	Palazzoli code	Pack Qty	
16	50/60Hz	110	●	2P+⊕	4	779124	1	
	50/60Hz	110	●	3P+⊕	4	779134	1	
	50/60Hz	110	●	3P+N+⊕	4	779144	1	
	50/60Hz	220	●	2P+⊕	6	779126	1	
	50/60Hz	220	●	3P+⊕	9	779139	1	
	50/60Hz	220	●	3P+N+⊕	9	779149	1	
	50/60Hz	400	●	2P+⊕	9	779129	1	
	50/60Hz	400	●	3P+⊕	6	779136	1	
	50/60Hz	400	●	3P+N+⊕	6	779146	1	
	50/60Hz	500	●	2P+⊕	7	779127	1	
	50/60Hz	500	●	3P+⊕	7	779137	1	
	50/60Hz	500	●	3P+N+⊕	7	779147	1	
	50/60Hz	690	●	3P+⊕	5	779135	1	
	50/60Hz	690	●	3P+N+⊕	5	779145	1	
	DC	>250	●	2P+⊕	8	779121	1	
	100-300Hz	>50	●	2P+⊕	10	779120	1	
	100-300Hz	>50	●	3P+⊕	10	779130	1	
	100-300Hz	>50	●	3P+N+⊕	10	779140	1	
	60Hz	440-460	●	3P+⊕	11	779131	1	
	60Hz	440-460	●	3P+N+⊕	11	779141	1	
	50/60Hz	>50	●	2P+⊕	12	779128	1	
	50/60Hz	>50	●	3P+⊕	12	779138	1	
	300/500Hz	>50	●	2P+⊕	2	779122	1	
	300/500Hz	>50	●	3P+⊕	2	779132	1	
	300/500Hz	>50	●	3P+N+⊕	2	779142	1	
	DC	>50-250	●	2P+⊕	3	779123	1	
	50/60Hz	380-440	●	3P+⊕	3	779133	1	
	50/60Hz	380-440	●	3P+N+⊕	3	779143	1	
	32	50/60Hz	110	●	2P+⊕	4	779224	1
		50/60Hz	110	●	3P+⊕	4	779234	1
		50/60Hz	110	●	3P+N+⊕	4	779244	1
		50/60Hz	220	●	2P+⊕	6	779226	1
50/60Hz		220	●	3P+⊕	9	779239	1	
50/60Hz		220	●	3P+N+⊕	9	779249	1	
50/60Hz		400	●	2P+⊕	9	779229	1	
50/60Hz		400	●	3P+⊕	6	779236	1	
50/60Hz		400	●	3P+N+⊕	6	779246	1	
50/60Hz		500	●	2P+⊕	7	779227	1	
50/60Hz		500	●	3P+⊕	7	779237	1	
50/60Hz		500	●	3P+N+⊕	7	779247	1	
50/60Hz		690	●	3P+⊕	5	779235	1	
50/60Hz		690	●	3P+N+⊕	5	779245	1	
DC		>250	●	2P+⊕	8	779221	1	
100-300Hz		>50	●	2P+⊕	10	779220	1	
100-300Hz		>50	●	3P+⊕	10	779230	1	
100-300Hz		>50	●	3P+N+⊕	10	779240	1	
60Hz		440-460	●	3P+⊕	11	779231	1	
60Hz		440-460	●	3P+N+⊕	11	779241	1	
50/60Hz		>50	●	2P+⊕	12	779228	1	
50/60Hz		>50	●	3P+⊕	12	779238	1	
300/500Hz		>50	●	2P+⊕	2	779222	1	
300/500Hz		>50	●	3P+⊕	2	779232	1	
300/500Hz		>50	●	3P+N+⊕	2	779242	1	
DC		>50-250	●	2P+⊕	3	779223	1	
50/60Hz		380-440	●	3P+⊕	3	779233	1	
50/60Hz		380-440	●	3P+N+⊕	3	779243	1	

Rated current (A)	Frequency	Rated voltage (V)	Voltage colour	Poles	h ref.	Palazzoli code	Pack Qty	
63	50/60Hz	110	●	2P+⊕	4	779324	1	
	50/60Hz	110	●	3P+⊕	4	779334	1	
	50/60Hz	110	●	3P+N+⊕	4	779344	1	
	50/60Hz	220	●	2P+⊕	6	779326	1	
	50/60Hz	220	●	3P+⊕	9	779339	1	
	50/60Hz	220	●	3P+N+⊕	9	779349	1	
	50/60Hz	400	●	2P+⊕	9	779329	1	
	50/60Hz	400	●	3P+⊕	6	779336	1	
	50/60Hz	400	●	3P+N+⊕	6	779346	1	
	50/60Hz	500	●	2P+⊕	7	779327	1	
	50/60Hz	500	●	3P+⊕	7	779337	1	
	50/60Hz	500	●	3P+N+⊕	7	779347	1	
	50/60Hz	690	●	3P+⊕	5	779335	1	
	50/60Hz	690	●	3P+N+⊕	5	779345	1	
	DC	>250	●	2P+⊕	8	779321	1	
	100-300Hz	>50	●	2P+⊕	10	779320	1	
	100-300Hz	>50	●	3P+⊕	10	779330	1	
	100-300Hz	>50	●	3P+N+⊕	10	779340	1	
	60Hz	440-460	●	3P+⊕	11	779331	1	
	60Hz	440-460	●	3P+N+⊕	11	779341	1	
	50/60Hz	>50	●	2P+⊕	12	779328	1	
	50/60Hz	>50	●	3P+⊕	12	779338	1	
	300/500Hz	>50	●	2P+⊕	2	779322	1	
	300/500Hz	>50	●	3P+⊕	2	779332	1	
	300/500Hz	>50	●	3P+N+⊕	2	779342	1	
	DC	>50-250	●	2P+⊕	3	779323	1	
	50/60Hz	380-440	●	3P+⊕	3	779333	1	
	50/60Hz	380-440	●	3P+N+⊕	3	779343	1	
	125	50/60Hz	110	●	2P+⊕	4	779424	1
		50/60Hz	110	●	3P+⊕	4	779434	1
		50/60Hz	110	●	3P+N+⊕	4	779444	1
		50/60Hz	220	●	2P+⊕	6	779426	1
50/60Hz		220	●	3P+⊕	9	779439	1	
50/60Hz		220	●	3P+N+⊕	9	779449	1	
50/60Hz		400	●	2P+⊕	9	779429	1	
50/60Hz		400	●	3P+⊕	6	779436	1	
50/60Hz		400	●	3P+N+⊕	6	779446	1	
50/60Hz		500	●	2P+⊕	7	779427	1	
50/60Hz		500	●	3P+⊕	7	779437	1	
50/60Hz		500	●	3P+N+⊕	7	779447	1	
50/60Hz		690	●	3P+⊕	5	779435	1	
50/60Hz		690	●	3P+N+⊕	5	779445	1	
DC		>250	●	2P+⊕	8	779421	1	
100-300Hz		>50	●	2P+⊕	10	779420	1	
100-300Hz		>50	●	3P+⊕	10	779430	1	
100-300Hz		>50	●	3P+N+⊕	10	779440	1	
60Hz		440-460	●	3P+⊕	11	779431	1	
60Hz		440-460	●	3P+N+⊕	11	779441	1	
50/60Hz		>50	●	2P+⊕	12	779428	1	
50/60Hz		>50	●	3P+⊕	12	779438	1	
300/500Hz		>50	●	2P+⊕	2	779422	1	
300/500Hz		>50	●	3P+⊕	2	779432	1	
300/500Hz		>50	●	3P+N+⊕	2	779442	1	
DC		>50-250	●	2P+⊕	3	779423	1	
50/60Hz		380-440	●	3P+⊕	3	779433	1	
50/60Hz		380-440	●	3P+N+⊕	3	779443	1	

Features: The socket-outlets are designed to allow for padlocking, either in a stand-alone fashion or connected to plugs. The padlock must have a min. shackle width of 10.5 mm, a height of 32 mm and a max. wire Ø of 3.5 mm.



X-CEE

Safety performance mobile plugs and socket-outlets



Handles for inserts
IP66/IP67/IP68/IP69

Rated current (A)	Poles	Entry cable diameter (mm)	Palazzoli code	Pack Qty
16	2P+⚡	6.3 - 18	419001	5
	3P+⚡	6.3 - 18	419002	5
	3P+N+⚡	9 - 23	419003	5
2P+⚡ / 3P+⚡	9 - 23	5		
32	3P+N+⚡	13 - 27	419004	5
	2P+⚡ / 3P+⚡ / 3P+N+⚡	14 - 36		5
125	2P+⚡ / 3P+⚡ / 3P+N+⚡	16 - 50	419006	5



Straight panel-mounted flanges for inserts
IP66/IP67/IP68/IP69

Rated current (A)	Poles	Flange dimensions (mm)	Palazzoli code	Pack Qty
16	2P+⚡	65x83	419021	5
	3P+⚡	65x83	419022	5
	3P+N+⚡	65x83	419023	5
2P+⚡ / 3P+⚡	65x83	5		
32	3P+N+⚡	100x108	419024	5
	2P+⚡ / 3P+⚡ / 3P+N+⚡	100 x 108		5
125	2P+⚡ / 3P+⚡ / 3P+N+⚡	114x114	419026	5



20° angled panel-mounted flanges for inserts
IP66/IP67/IP68/IP69

Rated current (A)	Poles	Flange dimensions (mm)	Palazzoli code	Pack Qty
16	2P+⚡	65x83	419031	5
	3P+⚡	65x83	419032	5
	3P+N+⚡	65x83	419033	5
2P+⚡ / 3P+⚡	65x83	5		
32	3P+N+⚡	100x108	419034	5
	2P+⚡ / 3P+⚡ / 3P+N+⚡	100x108		5
125	2P+⚡ / 3P+⚡ / 3P+N+⚡	114x114	419036	5



65° angled wall-mounted modular boxes with TAIS system for panel-mounted devices
IP66/IP67/IP68/IP69

For flange with dimensions (mm)	Box dimensions (mm)	Palazzoli code	Pack Qty
65x83	92x125	532131	1
100x108	125x185	532132	1
114x114		532133*	1

*Notes: 80° angled box.



Wall-mounted modular boxes with TAIS system for panel-mounted devices
IP66/IP67/IP68/IP69

For flange with dimensions (mm)	Box dimensions (mm)	Palazzoli code	Pack Qty
65x83	92x125	532101	1
100x108	125x185	532102	1
114x114		532103	1



Wall-mounted modular boxes with TAIS system for 2 panel-mounted devices
IP66/IP67/IP68/IP69

For flange with dimensions (mm)	Box dimensions (mm)	Palazzoli code	Pack Qty
2x(65x83)	92x255	532121	1
2x(100x108) or 1x(65x83)+1x(100x108)	125x352	532122*	1

Equipment included: 1 blind flange.

*1 flange adaptor frame, from flange 100x108 to flange 65x83, code 532841.



Flange adaptor frame from 100x108 flange to 65x83 flange for wall-mounted boxes
IP66/IP67/IP68/IP69

Frame dimensions (mm)	For flange with dimensions (mm)	Palazzoli code	Pack Qty
100x108	65x83	532841	1



Blind flanges for wall-mounted boxes
IP66/IP67/IP68/IP69

Flange dimensions (mm)	Palazzoli code	Pack Qty
65x83	532843	1
100x108	532842	1



CEE

Extra low voltage plugs and sockets

Body material	Technopolymer
Colour	RAL 7042
Protection rating	IP44 - IP67
Impact resistance	IK07
Resistance to abnormal heat and fire	850 °C (enclosure) 850°C (16A/32A insert) 960°C (63A/125A insert)
Flammability class	V-2 (enclosure) V-2 (16A/32A insert) V-0 (63A/125A insert)
Ambient operating temperature	-25°C - +50°C
Ambient storage temperature	-30°C - +70°C
Rated current	16A - 32A - 63A - 125A
Operating Voltage	24V - 50V
Insulation voltage	50V
Operating frequency	50/200Hz and DC
Terminal type	Screw type, direct clamping



DIRECTIVES

2001/95/CE (GPSD)
2011/65/EU (RoHS)
2012/19/EU (WEEE)

PRODUCT STANDARDS

IEC/EN 60309-1
IEC/EN 60309-2
IEC/EN 63000

Cable features:

Rated current (A)	Poles	Entry cable diameter (mm)	Entry cable cross-section (mm ²)
16	2P	10.5 - 23	4 - 10
	3P		
32	2P		
	3P		
63	2P	16 - 31.5	4 - 16
	3P		
125	3P	24.5 - 45	6 - 50



Straight mobile plugs
extra-low voltage
IP44

Rated current (A)	Frequency	Rated voltage (V)	Voltage colour	Poles	h ref.	Palazzoli code	Pack Qty
16	50/60Hz	24	■	2P	-	477002	10
	50/60Hz	24	■	3P	-	477062	1
	50/60Hz	42	○	2P	12	477102	1
	50/60Hz	42	○	3P	12	477112	1
	100/200Hz	24-42	■	2P	4	477012	1
	100/200Hz	24-42	■	3P	4	477122	1
	DC	24-42	○	2P	10	477602	1
32	50/60Hz	24	■	2P	-	477005	1
	50/60Hz	24	■	3P	-	477065	1
	50/60Hz	42	○	2P	12	477105	1
	50/60Hz	42	○	3P	12	477115	1
	100/200Hz	24-42	■	2P	4	477015	1
	100/200Hz	24-42	■	3P	4	477175	1
	DC	24-42	○	2P	10	477605	1



Straight mobile plugs
extra-low voltage
IP67

Rated current (A)	Frequency	Rated voltage (V)	Voltage colour	Poles	h ref.	Palazzoli code	Pack Qty
16	50/60Hz	24	■	2P	-	477003	1
	50/60Hz	24	■	3P	-	477063	1
	50/60Hz	42	○	2P	12	477103	1
	50/60Hz	42	○	3P	12	477113	1
	100/200Hz	24-42	■	2P	4	477013	1
	100/200Hz	24-42	■	3P	4	477123	1
	DC	24-42	○	2P	10	477603	1
32	50/60Hz	24	■	2P	-	477006	1
	50/60Hz	24	■	3P	-	477066	1
	50/60Hz	42	○	2P	12	477106	1
	50/60Hz	42	○	3P	12	477116	1
	100/200Hz	24-42	■	2P	4	477016	1
	100/200Hz	24-42	■	3P	4	477176	1
	DC	24-42	○	2P	10	477606	1



CEE

Extra low voltage plugs and sockets



Straight mobile socket-outlets for high currents extra low voltage 50/60Hz IP67

Rated current (A)	Rated voltage (V)	Voltage colour	Poles	h ref.	Palazzoli code	Pack Qty
63	48	■	2P	1	477951	1
	48	■	3P	1	477952	1
125	48	■	3P	1	477955	1



90° angled wall-mounted fixed plugs extra low voltage IP44

Rated current (A)	Frequency	Rated voltage (V)	Voltage colour	Poles	h ref.	Palazzoli code	Pack Qty
16	50/60Hz	24	■	2P	-	476002	1
	50/60Hz	24	■	3P	-	476012	1
	50/60Hz	42	□	2P	12	476102	1
	50/60Hz	42	□	3P	12	476112	1
	100/200Hz	24-42	■	2P	4	476042	1
	100/200Hz	24-42	■	3P	4	476142	1
	DC	24-42	□	2P	10	476602	1
	50/60Hz	24	■	2P	-	476005	1
	50/60Hz	24	■	3P	-	476015	1
	50/60Hz	42	□	2P	12	476105	1
32	50/60Hz	42	□	3P	12	476115	1
	100/200Hz	24-42	■	2P	4	476045	1
	100/200Hz	24-42	■	3P	4	476145	1
	DC	24-42	□	2P	10	476605	1

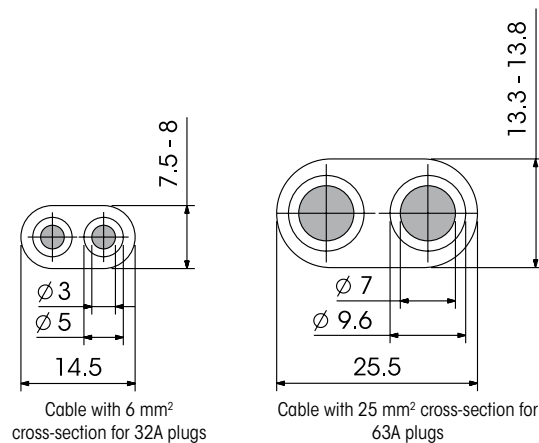
Equipment included: cable gland Pg21.



Straight mobile plugs for twin cable extra low voltage 50/60Hz IP67

Rated current (A)	Rated voltage (V)	Voltage colour	Poles	h ref.	Palazzoli code	Pack Qty
32	48	□	2P	12	477107	1
63	48	■	2P	1	477901	1

Characteristic dimensions of the twin cable





CEE

Extra low voltage plugs and sockets



Couplers
extra-low voltage
IP44

Rated current (A)	Frequency	Rated voltage (V)	Voltage colour	Poles	h ref.	Palazzoli code	Pack Qty
16	50/60Hz	24	●	2P	-	473002	1
	50/60Hz	24	●	3P	-	473062	1
	50/60Hz	42	○	2P	12	473102	1
	50/60Hz	42	○	3P	12	473112	1
	100/200Hz	24-42	●	2P	4	473012	1
	100/200Hz	24-42	●	3P	4	473122	1
	DC	24-42	○	2P	10	473602	1
32	50/60Hz	24	●	2P	-	473005	1
	50/60Hz	24	●	3P	-	473065	1
	50/60Hz	42	○	2P	12	473105	1
	50/60Hz	42	○	3P	12	473115	1
	100/200Hz	24-42	●	2P	4	473015	1
	100/200Hz	24-42	●	3P	4	473125	1
	DC	24-42	○	2P	10	473605	1



Couplers
extra-low voltage
IP67

Rated current (A)	Frequency	Rated voltage (V)	Voltage colour	Poles	h ref.	Palazzoli code	Pack Qty
16	50/60Hz	24	●	2P	-	473003	1
	50/60Hz	24	●	3P	-	473063	1
	50/60Hz	42	○	2P	12	473103	1
	50/60Hz	42	○	3P	12	473113	1
	100/200Hz	24-42	●	2P	4	473013	1
	100/200Hz	24-42	●	3P	4	473123	1
	DC	24-42	○	2P	10	473603	1
32	50/60Hz	24	●	2P	-	473006	1
	50/60Hz	24	●	3P	-	473066	1
	50/60Hz	42	○	2P	12	473106	1
	50/60Hz	42	○	3P	12	473116	1
	100/200Hz	24-42	●	2P	4	473016	1
	100/200Hz	24-42	●	3P	4	473126	1
	DC	24-42	○	2P	10	473606	1



Straight mobile socket-outlets
for high currents
extra low voltage
50/60Hz IP67

Rated current (A)	Rated voltage (V)	Voltage colour	Poles	h ref.	Palazzoli code	Pack Qty
63	48	●	2P	1	473951	1
	48	●	3P	1	473952	1
125	48	●	3P	1	473955	1



Straight mobile socket-outlets
for twin cable
extra low voltage
50/60Hz IP67

Rated current (A)	Rated voltage (V)	Voltage colour	Poles	h ref.	Palazzoli code	Pack Qty
32	48	●	2P	12	473107	1
63	48	●	2P	1	473901	1



90° angled
wall-mounted socket-outlets
extra low voltage
IP44

Rated current (A)	Frequency	Rated voltage (V)	Voltage colour	Poles	h ref.	Palazzoli code	Pack Qty
16	50/60Hz	24	●	2P	-	471002	1
	50/60Hz	24	●	3P	-	471012	1
	50/60Hz	42	○	2P	12	471102	1
	50/60Hz	42	○	3P	12	471112	1
	100/200Hz	24-42	●	2P	4	471011	1
	100/200Hz	24-42	●	3P	4	471151	1
	DC	24-42	○	2P	10	471602	1
32	50/60Hz	24	●	2P	-	471005	1
	50/60Hz	24	●	3P	-	471015	1
	50/60Hz	42	○	2P	12	471105	1
	50/60Hz	42	○	3P	12	471115	1
	100/200Hz	24-42	●	2P	4	471018	1
	100/200Hz	24-42	●	3P	4	471019	1
	DC	24-42	○	2P	10	471605	1

Equipment included : cable gland Pg21.



CEE

Extra low voltage plugs and sockets



Flush-mounted straight fixed socket-outlets extra low voltage IP44

Rated current (A)	Frequency	Rated voltage (V)	Voltage colour	Poles	h ref.	Palazzoli code	Pack Qty
16	50/60Hz	24	●	2P	-	471032	1
	50/60Hz	24	●	3P	-	471042	1
	50/60Hz	42	○	2P	12	471132	1
	50/60Hz	42	○	3P	12	471142	1
	100/200Hz	24-42	●	2P	4	471051	1
	100/200Hz	24-42	●	3P	4	471022	1
	DC	24-42	○	2P	10	471632	1
32	50/60Hz	24	●	2P	-	471035	1
	50/60Hz	24	●	3P	-	471045	1
	50/60Hz	42	○	2P	12	471135	1
	50/60Hz	42	○	3P	12	471145	1
	100/200Hz	24-42	●	2P	4	471108	1
	100/200Hz	24-42	●	3P	4	471118	1
	DC	24-42	○	2P	10	471635	1



Flush-mounted straight fixed socket-outlets, extra low voltage IP67

Rated current (A)	Frequency	Rated voltage (V)	Voltage colour	Poles	h ref.	Palazzoli code	Pack Qty
16	50/60Hz	24	●	2P	-	471003	1
	50/60Hz	24	●	3P	-	471063	1
	50/60Hz	42	○	2P	12	471103	1
	50/60Hz	42	○	3P	12	471113	1
	100/200Hz	24-42	●	2P	4	471013	1
	100/200Hz	24-42	●	3P	4	471123	1
	DC	24-42	○	2P	10	471603	1
32	50/60Hz	24	●	2P	-	471007	1
	50/60Hz	24	●	3P	-	471067	1
	50/60Hz	42	○	2P	12	471107	1
	50/60Hz	42	○	3P	12	471117	1
	100/200Hz	24-42	●	2P	4	471017	1
	100/200Hz	24-42	●	3P	4	471177	1
	DC	24-42	○	2P	10	471607	1



Flush-mounted straight socket-outlets for high currents extra low voltage 50/60Hz IP67

Rated current (A)	Rated voltage (V)	Voltage colour	Poles	h ref.	Palazzoli code	Pack Qty
63	48	●	2P	1	473971	1
	48	●	3P	1	473972	1
125	48	●	3P	1	473975	1



20° angled flush-mounted socket-outlets extra low voltage IP44

Rated current (A)	Frequency	Rated voltage (V)	Voltage colour	Poles	h ref.	Palazzoli code	Pack Qty
16	50/60Hz	24	●	2P	-	471062	1
	50/60Hz	24	●	3P	-	471072	1
	50/60Hz	42	○	2P	12	471162	1
	50/60Hz	42	○	3P	12	471172	1
	100/200Hz	24-42	●	2P	4	471111	1
	100/200Hz	24-42	●	3P	4	471122	1
	DC	24-42	○	2P	10	471662	1
32	50/60Hz	24	●	2P	-	471065	1
	50/60Hz	24	●	3P	-	471075	1
	50/60Hz	42	○	2P	12	471165	1
	50/60Hz	42	○	3P	12	471175	1
	100/200Hz	24-42	●	2P	4	471058	1
	100/200Hz	24-42	●	3P	4	471059	1
	DC	24-42	○	2P	10	471665	1



15° angled flush-mounted socket-outlets for high currents extra low voltage 50/60Hz IP67

Rated current (A)	Rated voltage (V)	Voltage colour	Poles	h ref.	Palazzoli code	Pack Qty
63	48	●	2P	1	473961	1
	48	●	3P	1	473962	1
125	48	●	3P	1	473965	1



ALUMAX

Plugs and sockets for high amperages

Body material	Aluminium alloy
Treatment of pins/receptacles	Silver plating
Colour	Natural
Protection rating	IP67
Impact resistance	IK10
Ambient operating temperature	-30°C - +60°C
Ambient storage temperature	-50 °C - +90 °C
Rated current	250A - 320A - 400A
Operating Voltage	Up to 1000V
Insulation voltage	1000V
Operating frequency	50/60Hz
Terminal type	250A screw type for cable lugs 320A and 400A crimp or solder types



DIRECTIVES

2014/35/EU (LVD)
2011/65/EU (RoHS)
2012/19/EU (WEEE)

PRODUCT STANDARDS

IEC/EN 60309-1
IEC/EN 63000

Cable features:

Rated current (A)	Poles	Entry cable diameter (mm)	Entry cable cross-section (mm ²)
250	3P+⚡	21 - 42	50 - 70
	3P+N+⚡		
320	3P+⚡	38 - 62	120
	3P+N+⚡		
400	3P+⚡		150
	3P+N+⚡		



Straight mobile plugs in aluminium alloy for high amperages 50/60Hz IP67

Rated current (A)	Poles	No. of pilot contacts (mm ²)	Palazzoli code	Pack Qty
250	3P+⚡	2x10	750530	1
	3P+N+⚡	2x6	750550	1
320	3P+N+⚡	2x6	750650	1
400	3P+N+⚡	2x6	750750	1

Note: up to 660A available on request.

Technical accessories:



page 140



Flush-mounted straight plugs in aluminium alloy for high amperages 50/60Hz IP67

Rated current (A)	Poles	No. of pilot contacts (mm ²)	Palazzoli code	Pack Qty
250	3P+⚡	2x10	751530	1
	3P+N+⚡	2x6	751550	1
320	3P+N+⚡	2x6	751650	1
400	3P+N+⚡	2x6	751750	1

Note: up to 660A available on request.



Straight mobile socket-outlets in aluminium alloy for high amperages 50/60Hz IP67

Rated current (A)	Poles	No. of pilot contacts (mm ²)	Palazzoli code	Pack Qty
250	3P+⚡	2x10	760530	1
	3P+N+⚡	2x6	760550	1
320	3P+N+⚡	2x6	760650	1
400	3P+N+⚡	2x6	760750	1

Note: up to 660A available on request.



Flush-mounted straight socket-outlets in aluminium alloy for high amperages 50/60Hz IP67

Rated current (A)	Poles	No. of pilot contacts (mm ²)	Palazzoli code	Pack Qty
250	3P+⚡	2x10	761530	1
	3P+N+⚡	2x6	761550	1
320	3P+N+⚡	2x6	761650	1
400	3P+N+⚡	2x6	761750	1

Note: up to 660A available on request.



Interlocked socket-outlets

STANDARD APPLICATIONS



TOPTER

Compact vertical interlocked socket-outlets in technopolymer
Page 81



PRIMA

Compact horizontal interlocked socket-outlets in technopolymer
Page 92

ROTOSWITCHED SOCKET-OUTLETS



ROTOR

Interlocked socket-outlets in technopolymer with rotoswitch
Page 99

HEAVY-DUTY APPLICATIONS



TAIS

Interlocked socket-outlets with increased safety in thermosetting GRP
Page 108



ULYSSE

Pre-wired quick-mounting interlocked socket-outlets in thermosetting GRP
Page 120



ALUPRES

High-resistance marine aluminium interlocked socket-outlets
Page 130



ALUMAX

Socket-outlets with electrical interlock in steel for high amperages
Page 140

EASY COMPOSER

Software for the design and cost estimate of distribution boards.












- ✓ Select the distribution board
- ✓ Compose your distribution board
- ✓ Calculate the cost estimate
- ✓ Download the certificates







INTERLOCKED SOCKET-OUTLETS IN TECHNOPOLYMER from 16A to 125A

Standard applications

				TOPTER series				PRIMA series			
											
											
				page 80	page 80	page 81	page 81	page 92	page 92	page 93	page 93
Rated current (A)	Rated voltage (V)	Poles	h ref.	Direct supply IP44	With fuses IP44	Direct supply IP66/IP67	With fuses IP66/IP67	Direct supply IP44	With fuses IP44	Direct supply IP55	With fuses IP55
16	110 100-130	2P+⊕	4	492124	190124	491124	490124	493124	494124	495124	496124
		3P+⊕	4			491134	490134			495134	496134
		3P+N+⊕	4			491144	490144			495144	496144
	230 200-250	2P+⊕	6	492126	190126	491126	490126	493126	494126	495126	496126
		3P+⊕	9			491139	490139			495139	496139
		3P+N+⊕	9			491149	490149			495149	496149
	400 380-415	2P+⊕	9			491129	490129			495129	496129
		3P+⊕	6	492136	190136	491136	490136	493136	494136	495136	496136
		3P+N+⊕	6	492146	190146	491146	490146	493146	494146	495146	496146
	500 480-500	3P+⊕	7								
3P+N+⊕		7									
32	110 100-130	2P+⊕	4			491224	490224			495224	496224
		3P+⊕	4			491234	490234			495234	496234
		3P+N+⊕	4			491244	490244			495244	496244
	230 200-250	2P+⊕	6	492226	190226	491226	490226	493226	494226	495226	496226
		3P+⊕	9			491239	490239			495239	496239
		3P+N+⊕	9			491249	490249			495249	496249
	400 380-415	2P+⊕	9			491229	490229			495229	496229
		3P+⊕	6	492236	190236	491236	490236	493236	494236	495236	496236
		3P+N+⊕	6	492246	190246	491246	490246	493246	494246	495246	496246
	500 480-500	3P+⊕	7								
3P+N+⊕		7									
380-440	3P+⊕	3			491233	490233			495233	496233	
63	110 100-130	2P+⊕	4			481324	480324				
		3P+⊕	4			481334	480334				
		3P+N+⊕	4			481344	480344				
	230 200-250	2P+⊕	6			481326	480326				
		3P+⊕	9			481339	480339				
		3P+N+⊕	9			481349	480349				
	400 380-415	2P+⊕	9			481329	480329				
		3P+⊕	6			481336	480336				
		3P+N+⊕	6			481346	480346				
	500 480-500	3P+⊕	7								
3P+N+⊕		7									
125	400 380-415	3P+⊕	6								
		3P+N+⊕	6								
	500 480-500	3P+⊕	7								
		3P+N+⊕	7								



EXTRA-LOW VOLTAGE

				TOPTER series	PRIMA series
					
				page 81	page 93
Rated current (A)	Rated voltage (V)	Poles	h ref.	Self-protected with transformer 150VA IP66/IP67 490024	Self-protected with transformer 150VA IP55 496024
16	230/24	2P	-		



INTERLOCKED SOCKET-OUTLETS IN TECHNOPOLYMER from 16A to 125A

Heavy-duty applications



Rated current (A)	Rated voltage (V)	Poles	h ref.	ROTOR series				ROTOR series - Compositions			
				Straight mobile rotoswitches IP66/IP67/IP69	Straight rotoswitches IP66/IP67/IP69	Angled rotoswitches IP66/IP67/IP69	65° angled wall-mounted rotoswitches IP66/IP67/IP69	Rotoswitch inserts IP66/IP67/IP69	Straight panel-mounted flanges IP66/IP67/IP68/IP69	20° angled panel-mounted flanges IP66/IP67/IP68/IP69	65° angled wall-mounted boxes IP66/IP67/IP68/IP69
16	110 100-130	2P+≍	4	410124	412124	413124	416124	419124	419021	419031	532131
		3P+≍	4	410134				419134	419022	419032	532131
		3P+N+≍	4	410144				419144	419023	419033	532131
	230 200-250	2P+≍	6	410126	412126	413126	416126	419126	419021	419031	532131
		3P+≍	9	410139				419139	419022	419032	532131
		3P+N+≍	9	410149				419149	419023	419033	532131
	400 380-415	2P+≍	9	410129				419129	419021	419031	532131
		3P+≍	6	410136	412136	413136	416136	419136	419022	419032	532131
		3P+N+≍	6	410146	412146	413146	416146	419146	419023	419033	532131
	500 480-500	3P+≍	7	410137				419137	419022	419032	532131
		3P+N+≍	7	410147				419147	419023	419033	532131
	32	110 100-130	2P+≍	4	410224	412224	413224	416224	419224	419023	419033
3P+≍			4	410234				419234	419023	419033	532131
3P+N+≍			4	410244				419244	419024	419034	532132
230 200-250		2P+≍	6	410226	412226	413226	416226	419226	419023	419033	532131
		3P+≍	9	410239				419239	419023	419033	532131
		3P+N+≍	9	410249				419249	419024	419034	532132
400 380-415		2P+≍	9	410229				419229	419023	419033	532131
		3P+≍	6	410236	412236	413236	416236	419236	419023	419033	532131
		3P+N+≍	6	410246	412246	413246	416246	419246	419024	419034	532132
500 480-500		3P+≍	7	410237				419237	419023	419033	532131
		3P+N+≍	7	410247				419247	419024	419034	532132
380-440		3P+≍	3	410233	412233			419233	419023	419033	532131
63	110 100-130	2P+≍	4	410324				419324	419025	419035	532132
		3P+≍	4	410334				419334	419025	419035	532132
		3P+N+≍	4	410344				419344	419025	419035	532132
	230 200-250	2P+≍	6	410326	412326	413326	416326	419326	419025	419035	532132
		3P+≍	9	410339				419339	419025	419035	532132
		3P+N+≍	9	410349				419349	419025	419035	532132
	400 380-415	2P+≍	9	410329				419329	419025	419035	532132
		3P+≍	6	410336	412336	413336	416336	419336	419025	419035	532132
		3P+N+≍	6	410346	412346	413346	416346	419346	419025	419035	532132
	500 480-500	3P+≍	7	410337				419337	419025	419035	532132
		3P+N+≍	7	410347				419347	419025	419035	532132
	125	400 380-415	3P+≍	6	410436	412436	413436	416436	419436	419026	419036
3P+N+≍			6	410446	412446	413446	416446	419446	419026	419036	532133
500 480-500		3P+≍	7	410437				419437	419026	419036	532133
		3P+N+≍	7	410447				419447	419026	419036	532133












The rotoswitch inserts can be installed:

- on straight or angled panel-mounted flanges.
- on the boxes by using straight or angled flanges to achieve 65° or 85° angled connections and reduce overall dimensions.


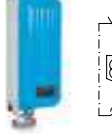



INTERLOCKED SOCKET-OUTLETS IN THERMOSETTING GRP from 16A to 125A

Heavy-duty applications

				TAIS series								
												
Rated current (A)	Rated voltage (V)	Poles	h ref.	With fuses IP66/IP67/IP69	With fuses IP66/IP67/IP69	Direct supply IP66/IP67/IP69	Direct supply IP66/IP67/IP69	With MCB IP66/IP67/IP69	With DIN rail IP66/IP67/IP69	With electrical interlock IP67	With electrical interlock and RCD IP67	
16	110 100-130	2P+ ⚡	4	472610				467124	474210			
		3P+ ⚡	4	472710					474310			
		3P+N+ ⚡	4	472810					474410			
	230 200-250	2P+ ⚡	6	472620		470126	467126	474220	472020			
		3P+ ⚡	9	472720					474320			
		3P+N+ ⚡	9	472820					474420			
	400 380-415	2P+ ⚡	9	472630					474230			
		3P+ ⚡	6	472730		470136	467136	474330	472130			
		3P+N+ ⚡	6	472830		470146	467146	474430	472240			
	500 480-500	3P+ ⚡	7	472750								
		3P+N+ ⚡	7	472840								
	32	110 100-130	2P+ ⚡	4	468224	472611				474611		
3P+ ⚡			4	468234	472711				474711			
3P+N+ ⚡			4		472811				474811			
230 200-250		2P+ ⚡	6	468226	472621	469226	470226	474621	472021			
		3P+ ⚡	9	468239	472721			474721				
		3P+N+ ⚡	9		472821			474821				
400 380-415		2P+ ⚡	9	468226	472631				474631			
		3P+ ⚡	6	468236	472731	469236	470236	474731	472131			
		3P+N+ ⚡	6		472831		470246	474831	472241			
500 480-500		3P+ ⚡	7	472751								
		3P+N+ ⚡	7	472841								
380-440		3P+ ⚡	3	468233	472771	469233	470233	474771	472133			
63	110 100-130	2P+ ⚡	4		472612				474612			
		3P+ ⚡	4		472712				474712			
		3P+N+ ⚡	4		472812				474812			
	230 200-250	2P+ ⚡	6		472622		470326	474622	472022			
		3P+ ⚡	9		472722			474722				
		3P+N+ ⚡	9		472822			474822				
	400 380-415	2P+ ⚡	9		472632			474632				
		3P+ ⚡	6		472732		470336	474732	472132	478336	476336	
		3P+N+ ⚡	6		472832		470346	474832	472242	478346	476346	
	500 480-500	3P+ ⚡	7		472752					478337	476337	
		3P+N+ ⚡	7		472842					478347	476347	
	125	400 380-415	3P+ ⚡	6		482436		480436	484436	483436	478436	476436
3P+N+ ⚡			6		482446		480446	484446	483446	478446	476446	
500 480-500		3P+ ⚡	7		482437		480437	484437		478437	476437	
		3P+N+ ⚡	7		482447		480447	484447		478447	476447	

EXTRA-LOW VOLTAGE

				TAIS series		
						
Rated current (A)	Rated voltage (V)	Poles	h ref.	Self-protected with transformer 150VA IP66/IP67/IP69	With transformer and fuses 250VA IP67	With transformer and fuses 750VA IP67
16	230/24	2P	-	469873	471873	
32	230/48	2P	-			471819



INTERLOCKED SOCKET-OUTLETS IN THERMOSETTING GRP AND ALUMINIUM from 16A to 125A

Heavy-duty applications

INTERLOCKED
SOCKET-OUTLETS

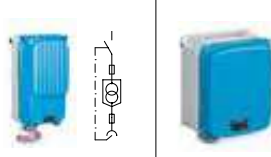
Rated current (A)	Poles	h ref.	ULYSSE series			
			With fuses IP66/IP67	Direct supply IP66/IP67	With MCB IP66/IP67	With DIN rail IP66/IP67
16	2P+≍	4	400124		403124	
	3P+≍	4	400134		403134	
	3P+N+≍	4	400144		403144	
	2P+≍	6	400126	408126	403126	406126
	3P+≍	9	400139		403139	
	3P+N+≍	9	400149		403149	
	2P+≍	9	400129		403129	
	3P+≍	6	400136	408136	403136	406136
	3P+N+≍	6	400146	408146	403146	406146
	3P+≍	7	400137			
3P+N+≍	7	400147				
32	2P+≍	4	400224		403224	
	3P+≍	4	400234		403234	
	3P+N+≍	4	400244		403244	
	2P+≍	6	400226	408226	403226	406226
	3P+≍	9	400239		403239	
	3P+N+≍	9	400249		403249	
	2P+≍	9	400229		403229	
	3P+≍	6	400236	408236	403236	406236
	3P+N+≍	6	400246	408246	403246	406246
	3P+≍	7	400237			
3P+N+≍	7	400247				
63	3P+≍	3	400233	408233	403233	406233
	2P+≍	4	400324		403324	
	3P+≍	4	400334		403334	
	3P+N+≍	4	400344		403344	
	2P+≍	6	400326	408326	403326	406326
	3P+≍	9	400339		403339	
	3P+N+≍	9	400349		403349	
	2P+≍	9	400329		403329	
	3P+≍	6	400336	408336	403336	406336
	3P+N+≍	6	400346	408346	403346	406346
125	3P+≍	7	400337			
	3P+N+≍	7	400347			
	3P+≍	6				
	3P+N+≍	6				

Rated current (A)	Poles	h ref.	ALUPRES series					
			With fuses IP66/IP67/IP69	Direct supply IP66/IP67/IP69	With MCB IP66/IP67/IP69	With DIN rail IP66/IP67/IP69	With electrical interlock IP65	With electrical interlock and RCD IP65
16	2P+≍	4	472233		474633			
	3P+≍	4	472243		474643			
	3P+N+≍	4	472253		474653			
	2P+≍	6	472333	466126	474733	472623		
	3P+≍	9	472343		474743			
	3P+N+≍	9	472353		474753			
	2P+≍	9	472433		474833			
	3P+≍	6	472443	466136	474843	472733		
	3P+N+≍	6	472453	466146	474853	472843		
	3P+≍	7	472543					
32	2P+≍	4	472236		474236			
	3P+≍	4	472246		474246			
	3P+N+≍	4	472256		474256			
	2P+≍	6	472336	460226	474336	472624		
	3P+≍	9	472346		474346			
	3P+N+≍	9	472356		474356			
	2P+≍	9	472436		474436			
	3P+≍	6	472446	460236	474446	472734		
	3P+N+≍	6	472456	460246	474456	472844		
	3P+≍	7	472546					
63	3P+≍	3	472486		474486	472735		
	2P+≍	4	472237		474237			
	3P+≍	4	472247		474247			
	3P+N+≍	4	472257		474257			
	2P+≍	6	472337	460326	474337	472027		
	3P+≍	9	472347		474347			
	3P+N+≍	9	472357		474357			
	2P+≍	9	472437		474437			
	3P+≍	6	472447	460336	474447	472137	475336	473336
	3P+N+≍	6	472457	460346	474457	472647	475346	473346
125	3P+≍	7	472547	472547			475337	473337
	3P+N+≍	7	472557	472557			475347	473347
	3P+≍	6	472418	460436		472648	475436	473436
	3P+N+≍	6	472428	460446		472649	475446	473446

EXTRA-LOW VOLTAGE

ULYSSE series				
				
				page 121
Rated current (A)	Rated voltage (V)	Poles	h ref.	Self-protected with transformer 150VA IP66/IP67
16	230/24	2P	-	409873

EXTRA-LOW VOLTAGE

ALUPRES series							
							
							page 134
Rated current (A)	Rated voltage (V)	Poles	h ref.	With transformer and fuses 250VA IP66/IP67/IP69	With transformer and fuses 720VA IP66/IP67/IP69		
16	230/24	2P	-	471812			
32	230/48	2P	-				471818

TOPTER





TOPTER

Compact vertical interlocked socket-outlets in technopolymer

ADVANTAGES



1

The socket insert is integrated in the body so that there are no screws that can result in weak points.


The fuse holder base is protected by a door with an ergonomic opening mechanism and indestructible keys. In the closing phase, the lid closes the fuse holders that have remained open.

2



3

The patented high visibility handle allows even the most inexperienced user to understand the status of the switch at a glance.



The auxiliary contact indicates if the plug is properly plugged in and can be used in electrical and automation safety circuits.

4



For quick and easy installation, scan the QR code.





TOPTER

Compact vertical interlocked socket-outlets in technopolymer



Body material	Technopolymer
Colour	RAL 7035 Light grey
Protection rating	IP44 - IP66/IP67
Impact resistance	IK08
Resistance to abnormal heat and fire	850°C (insert) 650°C (enclosure)
Flammability class	V-2 (insert) HB (enclosure)
Insulation class	II
Ambient operating temperature	-25°C - +50°C
Ambient storage temperature	-30°C - +70°C
Rated current	16A - 32A
Operating Voltage	24V - 440V
Insulation voltage	690V
Operating frequency	50/60Hz
Terminal type	Indirect clamping



DIRECTIVES

2014/35/EU (LVD)
2011/65/EU (RoHS)
2012/19/EU (WEEE)

PRODUCT STANDARDS

IEC/EN 60309-1
IEC/EN 60309-2
IEC/EN 60309-4
IEC/EN 63000

Rated operating current:			16A	32A
Thermal current I _{th}		A	16	32
AC-21A	110 V - 400 V	A	16	32
AC-22A	110 V - 400 V	A	16	32
AC-23A	110V	A	16	32
	230V			
	400V			
AC-23A	110V	kW	2.4	4.9
	230V		5.1	10.2
	400V		8.9	17.7
AC-3	110V	kW	2.4	4.9
	230V		5.1	10.2
	400V		8.9	17.7

Wiring data:		16A	32A
Entry cable cross-section	mm ²	1 - 10	
Tightening torque	Nm	2	

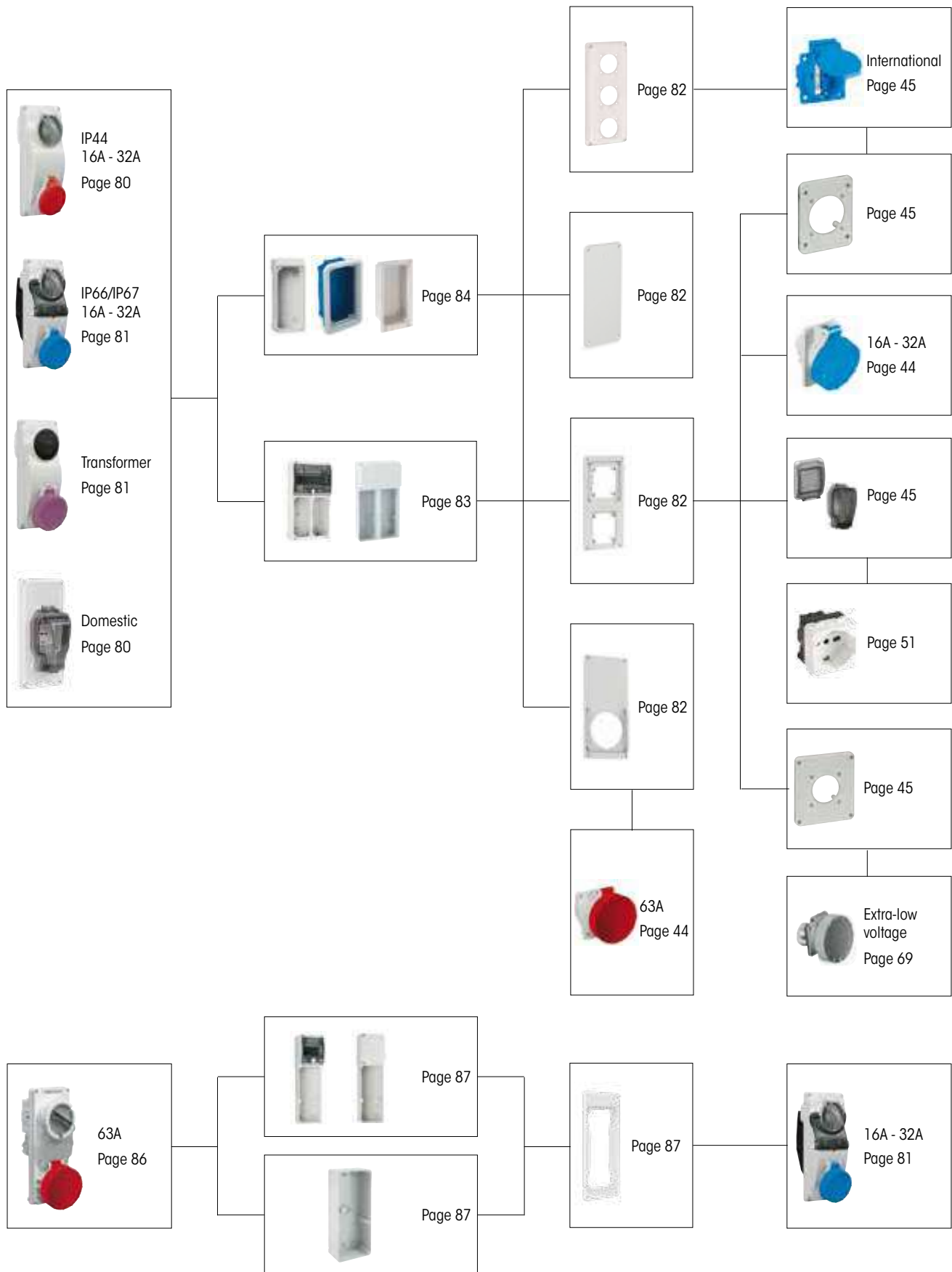


TOPTER

Compact vertical interlocked socket-outlets in technopolymer

INTERLOCKED
SOCKET-OUTLETS

MODULARITY





TOPTER

Compact vertical interlocked socket-outlets in technopolymer



Interlocked socket-outlets for distribution board 50/60Hz IP44

Rated current (A)	Rated voltage (V)	Voltage colour	Poles	h ref.	Palazzoli code	Pack Qty
16	110	Yellow	2P+⊕	4	492124	1
	230	Blue	2P+⊕	6	492126	1
	400	Red	3P+⊕	6	492136	1
32	400	Red	3P+N+⊕	6	492146	1
	230	Blue	2P+⊕	6	492226	1
	400	Red	3P+⊕	6	492236	1
	400	Red	3P+N+⊕	6	492246	1

Equipment included: 4 stainless steel screws for fastening the item to the distribution board or box.
Features: Padlockable handle in open or closed position, with max. 3 mm Ø padlock. Ready for 2 auxiliary contacts for plug inserted signalling. Fuses non included.

Technical accessories:



Schuko P17/P30 bivalent domestic socket with watertight cap for plugged-in plug IP66

Description	Flange dimensions (mm)	Pins	Pitch	Type	Palazzoli code	Pack Qty
flange with 1 domestic socket type 2P+⊕ 10/16A P30/P17 230V	103x230	Ø 4/4.8	19	P30/P17	579715	1

Equipment included: 4 stainless steel screws for fixing the item to the distribution board or box.

Technical accessories:



Examples of combinations




Interlocked socket-outlets with fuse holder base for distribution board 50/60Hz IP44

Rated current (A)	Rated voltage (V)	Voltage colour	Poles	h ref.	Palazzoli code	Pack Qty
16	110	Yellow	2P+⊕	4	190124	1
	230	Blue	2P+⊕	6	190126	1
	400	Red	3P+⊕	6	190136	1
32	400	Red	3P+N+⊕	6	190146	1
	230	Blue	2P+⊕	6	190226	1
	400	Red	3P+⊕	6	190236	1
	400	Red	3P+N+⊕	6	190246	1

Equipment included: 4 stainless steel screws for fastening the item to the distribution board or box.
Features: Padlockable handle in open or closed position, with max. 3 mm Ø padlock. Ready for 2 auxiliary contacts for plug inserted signalling. Fuses non included.
 Fuses not included.

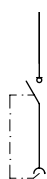
Technical accessories:





TOPTER

Compact vertical interlocked socket-outlets in technopolymer

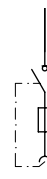


Interlocked socket-outlets for distribution board 50/60Hz IP66/IP67

Rated current (A)	Rated voltage (V)	Voltage colour	Poles	h ref.	Palazzoli code	Pack Qty	
16	110	Yellow	2P+⊕	4	491124	1	
	110	Yellow	3P+⊕	4	491134	1	
	110	Yellow	3P+N+⊕	4	491144	1	
	230	Blue	2P+⊕	6	491126	1	
	230	Blue	3P+⊕	9	491139	1	
	230	Blue	3P+N+⊕	9	491149	1	
	400	Red	2P+⊕	9	491129	1	
	400	Red	3P+⊕	6	491136	1	
	400	Red	3P+N+⊕	6	491146	1	
	32	110	Yellow	2P+⊕	4	491224	1
		110	Yellow	3P+⊕	4	491234	1
		110	Yellow	3P+N+⊕	4	491244	1
230		Blue	2P+⊕	6	491226	1	
230		Blue	3P+⊕	9	491239	1	
230		Blue	3P+N+⊕	9	491249	1	
400		Red	2P+⊕	9	491229	1	
400		Red	3P+⊕	6	491236	1	
400		Red	3P+N+⊕	6	491246	1	
380/440		Red	3P+⊕	3	491233	1	

Equipment included: 4 stainless steel screws for fastening the item to the distribution board or box.
Features: Padlockable handle in open or closed position, with max. 3 mm Ø padlock. Ready for 2 auxiliary contacts for plug inserted signalling. Fuses non included.

Technical accessories:

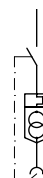


Interlocked socket-outlets with fuse holder base for distribution board 50/60Hz IP66/IP67

Rated current (A)	Rated voltage (V)	Voltage colour	Poles	h ref.	Palazzoli code	Pack Qty	
16	110	Yellow	2P+⊕	4	490124	1	
	110	Yellow	3P+⊕	4	490134	1	
	110	Yellow	3P+N+⊕	4	490144	1	
	230	Blue	2P+⊕	6	490126	1	
	230	Blue	3P+⊕	9	490139	1	
	230	Blue	3P+N+⊕	9	490149	1	
	400	Red	2P+⊕	9	490129	1	
	400	Red	3P+⊕	6	490136	1	
	400	Red	3P+N+⊕	6	490146	1	
	32	110	Yellow	2P+⊕	4	490224	1
		110	Yellow	3P+⊕	4	490234	1
		110	Yellow	3P+N+⊕	4	490244	1
230		Blue	2P+⊕	6	490226	1	
230		Blue	3P+⊕	9	490239	1	
230		Blue	3P+N+⊕	9	490249	1	
400		Red	2P+⊕	9	490229	1	
400		Red	3P+⊕	6	490236	1	
400		Red	3P+N+⊕	6	490246	1	
380/440		Red	3P+⊕	3	490233	1	

Equipment included: 4 stainless steel screws for fastening the item to the distribution board or box.
Features: Padlockable handle in open or closed position, with max. 3 mm Ø padlock. Ready for 2 auxiliary contacts for plug inserted signalling. Fuses non included.

Technical accessories:



Socket-outlet with safety transformer (SELV) for distribution board 50/60Hz IP66/IP67

Rated current (A)	Rated voltage (V)	Poles	Power (VA)	Palazzoli code	Pack Qty
16	230/24	2P	150	490024	1

Equipment included: 4 stainless steel screws for fixing the item to the distribution board or box.
Features: transformer with built-in thermal protection, enabled by a plug-activated bipolar microswitch.

Technical accessories:





TOPTER

Compact vertical interlocked socket-outlets in technopolymer



Flange for mounting
2 socket-outlets or 2 caps
in distribution boards
for topTER socket-outlets with switch
IP66/IP67

Dimensions (mm)	Total installable devices	Max. No. with 65x83 flange	Max. No. with 88x100 flange	Palazzoli code	Pack Qty
103 x 230	2	2	1	579714	1

Equipment included: 1 finishing frame for compact socket-outlets,
1 blind flange 65 x 83 mm.
4 stainless steel screws for fixing the item to the distribution board or box.

Technical accessories:



Flange for mounting
3 50x50 international socket-outlets
in distribution boards
for topTER socket-outlets with switch
IP65

Dimensions (mm)	For sockets type	Palazzoli code	Pack Qty
103 x 230	international	579716	1

Equipment included: 4 stainless steel screws for fixing the item to the distribution board or box.

Technical accessories:



Flange for mounting
1 63A fixed socket-outlet
in distribution boards
for topTER socket-outlets with switch
IP66/IP67

Dimensions (mm)	63A socket flange dimensions (mm)	Palazzoli code	Pack Qty
103 x 230	100 x 100	579717	1

Equipment included: 4 stainless steel screws for fixing the item to the distribution board or box.

Technical accessories:



Closing flange
for distribution boards
for topTER switched socket-outlets
IP66/IP67

Dimensions (mm)	Palazzoli code	Pack Qty
103 x 230	579713	1

Equipment included: 4 stainless steel screws for fixing the item to the distribution board or box.



TOPTER

Compact vertical interlocked socket-outlets in technopolymer



Distribution boards with transparent window for the installation of switched topTER socket-outlets IP66

Shape	Installable sockets	Power dissipation (W)	Outer dimensions (mm)	Palazzoli code	Pack Qty
10 modules	2	40	239x456	579742	1
16 modules	3	56	350x456	579743	1
22 modules	4	70	461x456	579744	1

Equipment included: DIN rail kit with adjustable supports. Cable clips. Screw cover caps for double insulation. Hinge kit for door opening, modular covers. 1 closing flange for distribution boards 579743 and 579744.
Features: padlockable modular door. Suitable for temporary mounting.




Distribution board with transparent window for the installation of 1 topTER switched socket-outlet IP66

Installable sockets	Power dissipation (W)	Outer dimensions (mm)	Palazzoli code	Pack Qty
1	22	122x395	579741	1

Equipment included: DIN rail kit with adjustable supports. Cable clips. Screw cover caps for double insulation and module covers.
Features: padlockable modular door.

Technical accessories:



Distribution boards with blind cover for the installation of switched topTER socket-outlets IP66

Shape	Installable sockets	Power dissipation (W)	Outer dimensions (mm)	Palazzoli code	Pack Qty
	1	22	122x395	579721	1
	2	40	250x395	579722	1
	3	56	380x395	579723	1

Equipment included: screw cover caps for double insulation.




Cover with transparent window and DIN rail for topTER distribution boards with blind cover

No. of DIN modules	For distribution board code	Protection rating	Palazzoli code	Pack Qty
5	579721	IP65	579451	1
12	579722	IP55	579452	1
18	579723	IP55	579453	1

Features: padlockable modular door.

Technical accessories:





TOPTER

Compact vertical interlocked socket-outlets in technopolymer



Wall-mounted bottom box
IP66/IP67

Dimensions (mm)	For sockets type	Palazzoli code	Pack Qty
108 x 260	topTER with lock switch	579710	1

Equipment included: Screw cover caps for double insulation.

Technical accessories:



Flush-mounted bottom box
IP55

Dimensions (mm)	For sockets type	Palazzoli code	Pack Qty
131 x 258	topTER with lock switch	579712	1

Features: they are perfectly symmetrical and do not require an "up-down" direction for installation.



Bottom box for panel flush-mounting
IP66/IP67

Dimensions (mm)	For sockets type	Palazzoli code	Pack Qty
115 x 270	topTER with lock switch	579711	1

Uses: they can be mounted in panels in steel sheet and insulating material.




Wall-mounted control unit for modular devices with padlockable door

Outer dimensions (mm)	No. of DIN modules	Power dissipation (W)	Protection rating	Palazzoli code	Pack Qty
122x158	5	20	IP65	579708	1
250x158	12	40	IP55	579709	1

Equipment included: screw cover caps and module covers.

Technical accessories:



Box with cover for flush-mounting
IP56

Outer dimensions (mm)	Inner dimensions (mm)	Palazzoli code	Pack Qty
284x172	236x145x76	575505	1

Uses: they allow the installation in panels of sheet metal and insulating material.



Control unit for panel-mounting
IP56

Outer dimensions (mm)	No. of DIN modules	Power dissipation (W)	Palazzoli code	Pack Qty
284x172	12	40	575506	1

Equipment included: 2 modular covers.


Features: padlockable modular door.

Uses: they allow the installation in panels of sheet metal and insulating material.



TOPTER

Compact vertical interlocked socket-outlets in technopolymer



NO+NC auxiliary contact for plug inserted signalling

For sockets type	Palazzoli code	Pack Qty
topTER industrial and interlocked socket-outlets	579850	1

Notes: TopTER interlocked socket-outlets can be equipped with 2 auxiliary contacts



Equipotential bars for earth connection

No. of holes	Connection Type	Palazzoli code	Pack Qty
4	M5 screws for wire ends up to 25 mm ²	579013	1
10		579014	1

Equipment included: connection screws and fixing supports.

Features : suitable for use in topTER distribution boards with transparent window of dimensions 239x456 and above.



Module covers

No. of DIN modules	For distribution boards	Palazzoli code	Pack Qty
2	all topTER, PRIMA, ULYSSE, TAIS and TAIS Cube distribution boards	579904	20

Uses: allows unused modules, to be covered to achieve the IP40 protection rating.



Coupling fitting with Pg threading for topTER distribution boards IP66

Pg	Mounting hole (mm)	For cable Ø (mm)	Palazzoli code	Pack Qty
21	29	21	580250	1



Transportation handles

For distribution boards	Palazzoli code	Pack Qty
all distribution boards	579011	1



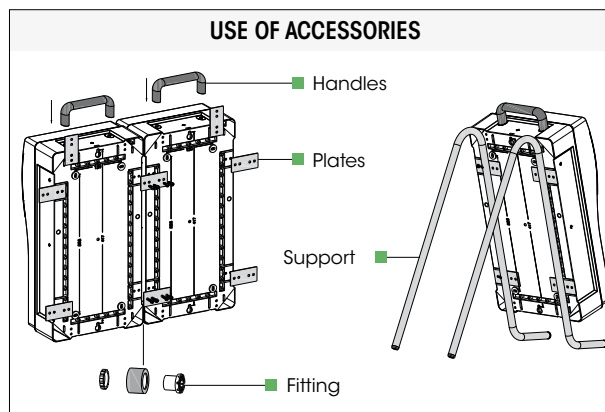
Pair of stainless steel plates for wall mounting of topTER and PRIMA distribution boards

For distribution boards	Palazzoli code	Pack Qty
all topTER and PRIMA distribution boards	579012	10



Universal support for topTER, PRIMA and Energy Go distribution boards

For distribution boards	Palazzoli code	Pack Qty
width 239 mm and above	570010	1





TOPTER

Compact vertical interlocked socket-outlets in technopolymer

Body material	Technopolymer
Colour	RAL 7035 Light grey
Protection rating	IP65
Impact resistance	IK08
Resistance to abnormal heat and fire	960 °C (insert) 850 °C (enclosure)
Flammability class	V-0 (insert) V-1 (enclosure)
Insulation class	II
Ambient operating temperature	-25°C - +50 °C
Ambient storage temperature	-30 °C - +70 °C
Rated current	63A
Operating Voltage	110V - 400V
Insulation voltage	690V
Operating frequency	50/60Hz
Terminal type	Indirect clamping



DIRECTIVES


2014/35/EU (LVD)
2011/65/EU (RoHS)
2012/19/EU (WEEE)

PRODUCT STANDARDS

IEC/EN 60309-1
IEC/EN 60309-2
IEC/EN 60309-4
IEC/EN 63000

Rated operating current:			63A
Thermal current Ith			A
AC-21A	110 V - 400 V	A	63
AC-22A	110 V - 400 V	A	63
AC-23A	110V	A	63
	230V		
	400V		
AC-23A	110V	kW	9.6
	230V		20.1
	400V		34.9
AC-3	110V	kW	7.6
	230V		15.9
	400V		27.7

Wiring data:			63A
Entry cable cross-section	mm ²		6 - 35
Tightening torque	Nm		3




Interlocked socket-outlets for distribution board 50/60Hz IP65

Rated current (A)	Rated voltage (V)	Voltage colour	Poles	h ref.	Palazzoli code	Pack Qty
63	110	Yellow	2P+⊕	4	481324	1
	110	Yellow	3P+⊕	4	481334	1
	110	Yellow	3P+N+⊕	4	481344	1
	230	Blue	2P+⊕	6	481326	1
	230	Blue	3P+⊕	9	481339	1
	230	Blue	3P+N+⊕	9	481349	1
	400	Red	2P+⊕	9	481329	1
	400	Red	3P+⊕	6	481336	1
	400	Red	3P+N+⊕	6	481346	1

Equipment included: 6 stainless steel screws for fastening the item to the distribution board or box.

Features: handle padlockable in open or closed position.



Interlocked socket-outlets with fuse holder base for distribution board 50/60Hz IP65

Rated current (A)	Rated voltage (V)	Voltage colour	Poles	h ref.	Palazzoli code	Pack Qty
63 fuses D02	110	Yellow	2P+⊕	4	480324	1
	110	Yellow	3P+⊕	4	480334	1
	110	Yellow	3P+N+⊕	4	480344	1
	230	Blue	2P+⊕	6	480326	1
	230	Blue	3P+⊕	9	480339	1
	230	Blue	3P+N+⊕	9	480349	1
	400	Red	2P+⊕	9	480329	1
	400	Red	3P+⊕	6	480336	1
	400	Red	3P+N+⊕	6	480346	1


Equipment included: 6 stainless steel screws for fastening the item to the distribution board or box.

Features: handle padlockable in open or closed position. Fuses not included.

Technical accessories:



EASY CONTACT



The multi-lamellar crown in a silver-plated copper superalloy ensures:

- wider pin-plug contact surface
- easy removal of plugs from socket-outlets
- perfect cleaning of the pin
- a solid and long-lasting electrical contact



TOPTER

Compact vertical interlocked socket-outlets in technopolymer



Flange for mounting
2 topTER fixed sockets
or domoTER caps
IP55

Dimensions (mm)	Total installable devices	Max. No. with 65x83 flange	Max. No. with 88x100 flange	Palazzoli code	Pack Qty
115x290	2	2	2	579719	1

Equipment included: 2 finishing frames for compact sockets. 1 65x83 mm blind flange
6 stainless steel screws for fixing the item to the distribution board or box.

Technical accessories:



Flange for mounting
1 CEE 63A socket-outlet or fixed plug
IP55

Dimensions (mm)	For sockets type	Palazzoli code	Pack Qty
115x290	63A topTER series	579910	1

Equipment included: 6 stainless steel screws for fastening the item to the distribution board or box.

Technical accessories:



Adapter flange for topTER interlocked
socket-outlets
IP65

Dimensions (mm)	For sockets type	Palazzoli code	Pack Qty
115x290	16A and 32A TopTER	579920	1

Equipment included: 4 stainless steel screws for fixing the item to the distribution board or box.

Technical accessories:



Closing flange
IP55

Dimensions (mm)	For sockets type	Palazzoli code	Pack Qty
115x290	with interlock and fuse holder base	579902	1

Equipment included: 6 stainless steel screws for fastening the item to the distribution board or box.



Distribution boards
with blind cover for the installation
of switched socket-outlets
IP55

Installable sockets	Power dissipation (W)	Dimensions (mm)	Palazzoli code	Pack Qty
1	22	122x452	579421*	1
2	40	250x452	579422	1
3	56	380x452	579423	1

Equipment included: Screw cover caps for double insulation.

Features: * IP65 protection rating.



Distribution boards
with transparent window
for the installation
of switched socket-outlets
IP55

Installable sockets	No. of DIN modules	Power dissipation (W)	Outer dimensions (mm)	Palazzoli code	Pack Qty
1	5	22	122x452	579631*	1
2	12	40	250x452	579622	1
3	18	56	380x452	579623	1

Equipment included: Screw cover caps for double insulation. Modular covers.

Features: padlockable modular door.*IP65 protection rating.



Wall-mounted bottom box
for installation of 1 63A
interlocked socket-outlet
IP55

Dimensions (mm)	For sockets type	Palazzoli code	Pack Qty
115x290	63A topTER interlocked	579400	1

Equipment included: Screw cover caps for double insulation.

Technical accessories:



Bottom box
for flush-mounting on panel
and installation of 1 63A socket-outlet
IP55

Dimensions (mm)	For sockets type	Palazzoli code	Pack Qty
150x300	IP55 with or without 63A fuse holder base	575502	1

Uses: they can be mounted in panels in steel sheet and insulating material.

PRIMA





PRIMA

Compact horizontal interlocked socket-outlets in technopolymer

ADVANTAGES

FUSE GUARD



PRIMA is the only system of interlocked socket-outlets with fuses that are not directly accessible from the front. This feature makes these sockets particularly suitable for installation in public places, preventing unqualified personnel from working on sensitive protection parts such as fuses.

The special plug-in system allows to comfortably wire the distribution board before mounting the socket. Maintenance is facilitated by the absence of annoying flying cables.



PRIMA is the only system of horizontal sockets to incorporate absolute safety technologies, such as a steel interlock mechanism and an AC3-AC23A class isolator switch at rated current.

The aesthetic design enhances PRIMA's integration in all environments. The rounded shape, the reduced projection (only 6 cm) and the absence of dust and dirt build-up areas facilitate cleaning and hygiene.



For quick and easy installation, scan the QR code.





PRIMA

Compact horizontal interlocked socket-outlets in technopolymer



Body material	Technopolymer
Colour	RAL 7035 Light grey
Protection rating	IP44 - IP55
Impact resistance	IK08
Resistance to abnormal heat and fire	850°C (insert) 650°C (enclosure)
Flammability class	V-2 (insert) HB (enclosure)
Insulation class	II
Ambient operating temperature	-25°C - +50°C
Ambient storage temperature	-30°C - +70°C
Rated current	16A - 32A
Operating Voltage	24V - 440V
Insulation voltage	690V
Operating frequency	50/60Hz
Terminal type	Indirect clamping



DIRECTIVES

2014/35/EU (LVD)
2011/65/EU (RoHS)
2012/19/EU (WEEE)

PRODUCT STANDARDS

IEC/EN 60309-1
IEC/EN 60309-2
IEC/EN 60309-4
IEC/EN 63000

Rated operating current:		16A	32A	
Thermal current I_{th}	A	16	32	
AC-21A	110 V - 400 V	A	16	32
AC-22A	110 V - 400 V	A	16	32
AC-23A	110V	A	16	32
	230V			
	400V			
AC-23A	110V	kW	2.4	4.9
	230V		5.1	10.2
	400V		8.9	17.7
AC-3	110V	kW	2.4	4.9
	230V		5.1	10.2
	400V		8.9	17.7

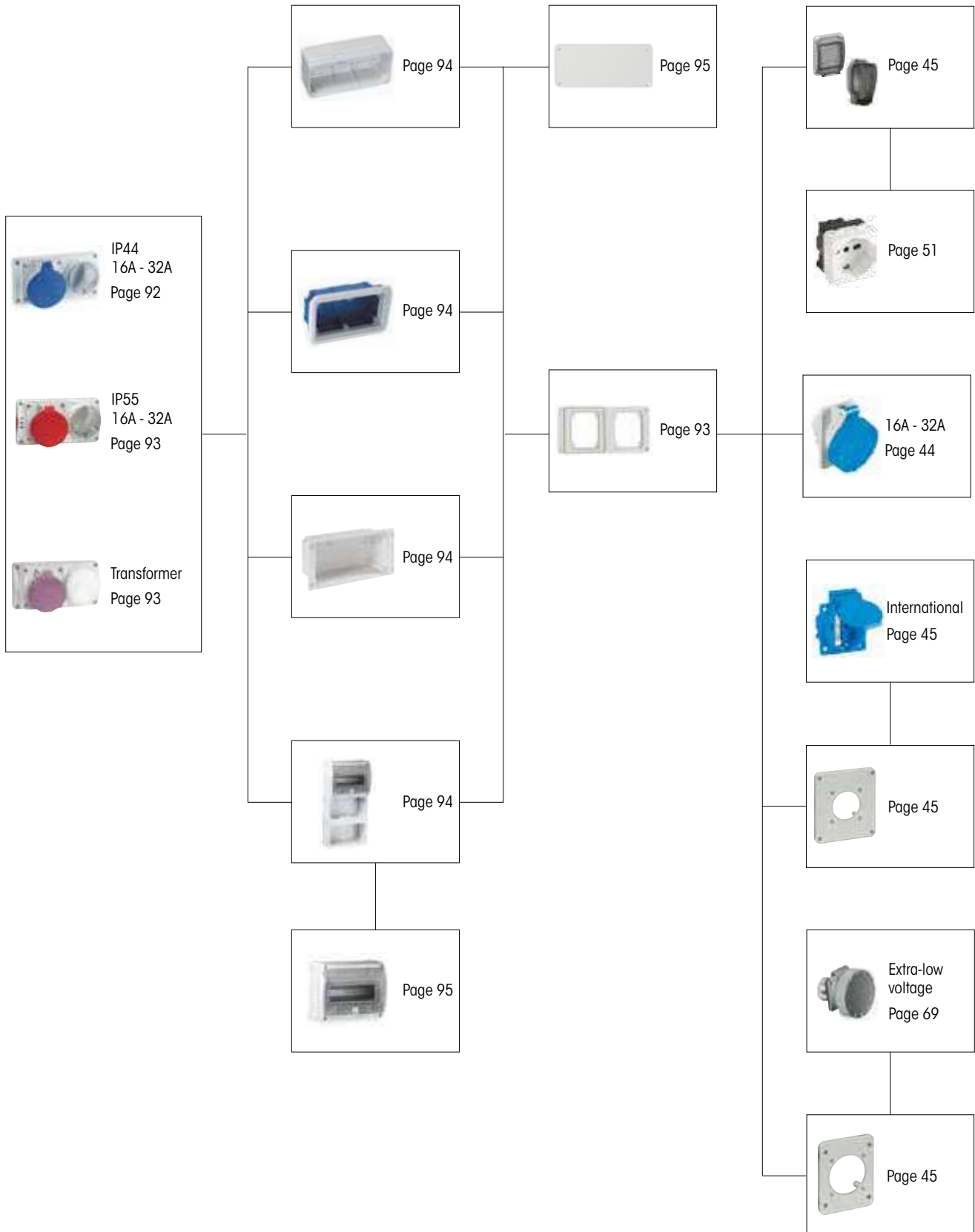
Wiring data:		16A	32A
Entry cable cross-section	mm ²	1 - 10	
Tightening torque	Nm	2	



PRIMA

Compact horizontal interlocked socket-outlets in technopolymer

MODULARITY





PRIMA


Compact horizontal interlocked socket-outlets in technopolymer



Rated current (A)	Rated voltage (V)	Voltage colour	Poles	h ref.	Palazzoli code	Pack Qty
16	110	Yellow	2P+ \neq	4	493124	1
	230	Blue	2P+ \neq	6	493126	1
	400	Red	3P+ \neq	6	493136	1
	400	Red	3P+N+ \neq	6	493146	1
32	230	Blue	2P+ \neq	6	493226	1
	400	Red	3P+ \neq	6	493236	1
	400	Red	3P+N+ \neq	6	493246	1

Equipment included: 4 stainless steel screws for fastening the item to the distribution board or box.
Features: The handle can be padlocked in the open or closed position with max. 3 mm Ø padlock. Fuses not included.

Technical accessories:



Rated current (A)	Rated voltage (V)	Voltage colour	Poles	h ref.	Palazzoli code	Pack Qty	
16	110	Yellow	2P+ \neq	4	494124	1	
	230	Blue	2P+ \neq	6	494126	1	
	10.3x38 fuses	400	Red	3P+ \neq	6	494136	1
		400	Red	3P+N+ \neq	6	494146	1
32	230	Blue	2P+ \neq	6	494226	1	
	10.3x38 fuses	400	Red	3P+ \neq	6	494236	1
		400	Red	3P+N+ \neq	6	494246	1

Equipment included: 4 stainless steel screws for fastening the item to the distribution board or box.
Features: The handle can be padlocked in the open or closed position with max. 3 mm Ø padlock. Fuses not included. Plug-in connection on the power supply line.

Technical accessories:



Examples of combinations



With additional control unit, using code **579612**



Wall-mounted with frame code **579582**



With industrial socket-outlets using flange code **579718** and topTER industrial socket-outlets




With signal socket-outlets using the spacer kits code **579591**



PRIMA

Compact horizontal interlocked socket-outlets in technopolymer



Interlocked socket-outlets for distribution board 50/60Hz IP55

Rated current (A)	Rated voltage (V)	Voltage colour	Poles	h ref.	Palazzoli code	Pack Qty	
16	110	Yellow	2P+⊕	4	495124 *	1	
	110	Yellow	3P+⊕	4	495134	1	
	110	Yellow	3P+N+⊕	4	495144	1	
	230	Blue	2P+⊕	6	495126*	1	
	230	Blue	3P+⊕	9	495139	1	
	230	Blue	3P+N+⊕	9	495149	1	
	400	Red	2P+⊕	9	495129	1	
	400	Red	3P+⊕	6	495136*	1	
	400	Red	3P+N+⊕	6	495146*	1	
	32	110	Yellow	2P+⊕	4	495224*	1
		110	Yellow	3P+⊕	4	495234	1
		110	Yellow	3P+N+⊕	4	495244	1
230		Blue	2P+⊕	6	495226*	1	
230		Blue	3P+⊕	9	495239	1	
230		Blue	3P+N+⊕	9	495249	1	
400		Red	2P+⊕	9	495229	1	
400		Red	3P+⊕	6	495236*	1	
400		Red	3P+N+⊕	6	495246*	1	
380/440		Red	3P+⊕	3	495233*	1	

Equipment included: 4 stainless steel screws for fastening the item to the distribution board or box.
Features: The handle can be padlocked in the open or closed position with max. 3 mm Ø padlock.

Technical accessories:

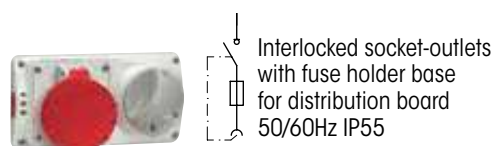


Socket-outlet with safety transformer (SELV) for distribution board 50/60Hz IP55

Rated current (A)	Rated voltage (V)	Poles	Power (VA)	Palazzoli code	Pack Qty
16	230/24	2P	150	496024	1

Equipment included: 4 stainless steel screws for fastening the item to the distribution board or box.
Features: transformer with built-in thermal protection, enabled by a plug-activated bipolar microswitch.

Technical accessories:



Interlocked socket-outlets with fuse holder base for distribution board 50/60Hz IP55

Rated current (A)	Rated voltage (V)	Voltage colour	Poles	h ref.	Palazzoli code	Pack Qty	
16 10.3x38 fuses	110	Yellow	2P+⊕	4	496124	1	
	110	Yellow	3P+⊕	4	496134	1	
	110	Yellow	3P+N+⊕	4	496144	1	
	230	Blue	2P+⊕	6	496126	1	
	230	Blue	3P+⊕	9	496139	1	
	230	Blue	3P+N+⊕	9	496149	1	
	400	Red	2P+⊕	9	496129	1	
	400	Red	3P+⊕	6	496136	1	
	400	Red	3P+N+⊕	6	496146	1	
	32 10.3x38 fuses	110	Yellow	2P+⊕	4	496224	1
		110	Yellow	3P+⊕	4	496234	1
		110	Yellow	3P+N+⊕	4	496244	1
230		Blue	2P+⊕	6	496226	1	
230		Blue	3P+⊕	9	496239	1	
230		Blue	3P+N+⊕	9	496249	1	
400		Red	2P+⊕	9	496229	1	
400		Red	3P+⊕	6	496236	1	
400		Red	3P+N+⊕	6	496246	1	
380/440		Red	3P+⊕	3	496233	1	

Equipment included: 4 stainless steel screws for fastening the item to the distribution board or box.
Features: The handle can be padlocked in the open or closed position with max. 3 mm Ø padlock. Fuses not included. Plug-in connection on the power supply line.

Technical accessories:




Flange for mounting 2 topTER fixed sockets or 2 topTER caps IP55

Total installable devices	Max. No. with 65x83 flange	Max. No. with 88x100 flange	Palazzoli code	Pack Qty
2	2	1	579718	1

Equipment included: 4 stainless steel screws for fixing the item to the distribution board or box. Finishing frames for compact socket-outlets. 1 65x83 mm blind flange.

Note: the flange can be installed on all Prima series distribution boards and boxes except for code 579510.

Technical accessories:





PRIMA

Compact horizontal interlocked socket-outlets in technopolymer



Distribution boards for PRIMA devices IP55

Shape	Installable sockets	Power dissipation (W)	Outer dimensions (mm)	Palazzoli code	Pack Qty
9 modules	2	36	212x414	579620	1
blind	2	36	212x414	579621	1
9+9 modules	2	50	424x280	579602	1
9+9 modules	4	70	424x410	579640	1
9 modules	4	70	424x410	579641	1
blind	4	70	424x410	579642	1

Equipment included: Screw cover caps for double insulation, modular covers. 1 closing flange for distribution boards 579620, 579621, 579602.

2 closing flanges for distribution boards 579640, 579641, 579642.

Features: padlockable modular door.

Technical accessories:



page 170

page 85



Bottom box for wall-mounted IP55

Dimensions (mm)	For sockets type	Palazzoli code	Pack Qty
103x206	PRIMA with lock switch	579500	1

Equipment included: Screw cover caps for double insulation.

Technical accessories:



page 170



Bottom box for flush-mounted IP55

Dimensions (mm)	For sockets type	Palazzoli code	Pack Qty
132.5x235.5	PRIMA with lock switch	579510	1

Equipment included: spacer kit.

Features: they do not require an "UP-DOWN" direction for installation.

When used with interlocked socket-outlets with fuses, the box must first be flush mounted in the wall. The use of the special kit allows to gain an extra 3 mm in depth.



Bottom box for panel flush-mounting IP55

Dimensions (mm)	For sockets type	Palazzoli code	Pack Qty
115x240	PRIMA with lock switch	575501	1

Uses: they enable to mount the socket-outlets in panels in steel sheet and insulating material.



PRIMA

Compact horizontal interlocked socket-outlets in technopolymer

9 modules



Wall-mounted control unit
for modular devices
IP55

Description	Power dissipation (W)	Dimensions (mm)	Palazzoli code	Pack Qty
with transparent window 9 modules	36	212x174	579612	1

Equipment included: 2 module covers, code 579904. Screw cover caps for double insulation.
Features: padlockable modular door.



Coupling fitting
with Pg threading for PRIMA
and topTER distribution boards
IP66

Pg	Mounting hole (mm)	For cable Ø (mm)	Palazzoli code	Pack Qty
21	29	21	580250	1



Closing flange
for PRIMA distribution boards
IP55

Dimensions (mm)	Palazzoli code	Pack Qty
206x103	579901	1

Equipment included: 4 stainless steel screws for fastening the item to the distribution board.
Uses: enables unused housings of all PRIMA series flanged distribution boards to be closed.



Finishing frames
for flush mounting
of PRIMA distribution boards

For distribution boards, code	Palazzoli code	Pack Qty
579620 and 579621	579582	1
579640, 579641 and 579642	579584	1



Spacing kits
for distribution boards
with 4 socket-outlets

Description	Palazzoli code	Pack Qty
a horizontal divider and a vertical divider with friction mounting	579591	1

ROTOR





ROTOR

Interlocked socket-outlets in technopolymer with rotoswitch

ADVANTAGES



1

The safety ring actuates a mechanical interlock that prevents the connection and disconnection of live loads ensuring maximum safety.

The rotoswitched socket-outlet contains an independently operated switch disconnecter capable of driving AC-23A category loads such as motors, fans, pumps, etc.



2

Simplicity is found in the smart cable gland that makes the ROTOR suitable for all types of cables, with a versatility that is unique on the market. It is easily clampable, thanks to the ability to tighten the cable with a screwdriver. The slot of the cable gland can also be used as a hook for suspension.



3

Indirect clamping HD terminals are standard throughout the range. They guarantee the integrity of the cables for an even passage of current and prevent overheating and cable breakage.



4

To see the ROTOR performance assessed by the INRiM laboratory, scan the QR code.





ROTOR

Interlocked socket-outlets in technopolymer with rotoswitch



Body material	Technopolymer
Colour	Grey RAL 7046 RAL 5015 Sky blue
Protection rating	IP66/IP67
Additional IP rating	IP69
Impact resistance	IK09
Resistance to abnormal heat and fire	960 °C (insert) 850 °C (enclosure)
Flammability class	V-0 (insert) V-2 (enclosure)
Insulation class	II
Ambient operating temperature	-40 °C - +60 °C
Ambient storage temperature	-50 °C - +90 °C
Rated current	16A - 32A - 63A - 125A
Operating Voltage	50 V - 690 V
Insulation voltage	690V
Operating frequency	50Hz/500Hz

Rated operating current:		16A	32A	63A	125A	
Thermal current I_{th}	A	16	32	63	125	
AC-21A	110 V - 690 V	A	16	32	63	125
AC-22A	110 V - 690 V	A	16	32	63	125
AC-23A	110V	A	16	32	63	125
	230V					
	400V					
	500V					
	690V					
AC-23A	110V	kW	2.4	4.9	9.6	19.1
	230V		5.1	10.2	20.1	39.8
	400V		8.9	17.7	34.9	69.3
	500V		11.1	22.2	43.6	86.6
	690V		15.3	30.6	60.2	120



DIRECTIVES

2014/35/EU (LVD)
2011/65/EU (RoHS)
2012/19/EU (WEEE)

PRODUCT STANDARDS

IEC/EN 60309-1
IEC/EN 60309-2
IEC/EN 60309-4
IEC/EN 63000

Cable features:

Rated current (A)	Poles	Cable entry Ø range (mm)	Cable cross-section range (mm ²)
16	2P+⊕	6.3 - 18	1 - 10
	3P+⊕		
	3P+N+⊕		
32	2P+⊕	11 - 23	1 - 10
	3P+⊕		
	3P+N+⊕		
63	2P+⊕	14 - 36	6 - 25
	3P+⊕		
	3P+N+⊕		
125	2P+⊕	20 - 50	16 - 70
	3P+⊕		
	3P+N+⊕		



ROTOR

Interlocked socket-outlets in technopolymer with rotoswitch



Straight mobile rotoswitched socket-outlets, safety performance 50/60Hz IP66/IP67/IP69

Rated current (A)	Rated voltage (V)	Voltage colour	Poles	h ref.	Palazzoli code	Pack Qty
16	110	Yellow	2P+⊕	4	410124	1
	110	Yellow	3P+⊕	4	410134	1
	110	Yellow	3P+N+⊕	4	410144	1
	230	Blue	2P+⊕	6	410126	1
	230	Blue	3P+⊕	9	410139	1
	230	Blue	3P+N+⊕	9	410149	1
	400	Red	2P+⊕	9	410129	1
	400	Red	3P+⊕	6	410136	1
	400	Red	3P+N+⊕	6	410146	1
	500	Black	3P+⊕	7	410137	1
	500	Black	3P+N+⊕	7	410147	1
	32	110	Yellow	2P+⊕	4	410224
110		Yellow	3P+⊕	4	410234	1
110		Yellow	3P+N+⊕	4	410244	1
230		Blue	2P+⊕	6	410226	1
230		Blue	3P+⊕	9	410239	1
230		Blue	3P+N+⊕	9	410249	1
400		Red	2P+⊕	9	410229	1
400		Red	3P+⊕	6	410236	1
400		Red	3P+N+⊕	6	410246	1
500		Black	3P+⊕	7	410237	1
500		Black	3P+N+⊕	7	410247	1
380-440		Red	3P+⊕	3	410233	1
63	110	Yellow	2P+⊕	4	410324	1
	110	Yellow	3P+⊕	4	410334	1
	110	Yellow	3P+N+⊕	4	410344	1
	230	Blue	2P+⊕	6	410326	1
	230	Blue	3P+⊕	9	410339	1
	230	Blue	3P+N+⊕	9	410349	1
	400	Red	2P+⊕	9	410329	1
	400	Red	3P+⊕	6	410336	1
	400	Red	3P+N+⊕	6	410346	1
	500	Black	3P+⊕	7	410337	1
	500	Black	3P+N+⊕	7	410347	1
	125	110	Yellow	3P+⊕	4	410434
110		Yellow	3P+N+⊕	4	410444	1
230		Blue	3P+⊕	9	410439	1
230		Blue	3P+N+⊕	9	410449	1
400		Red	3P+⊕	6	410436	1
400		Red	3P+N+⊕	6	410446	1
500		Black	3P+⊕	7	410437	1
500		Black	3P+N+⊕	7	410447	1

Features: rotoswitches padlockable in position 0 and 1 with padlock code 419000. The sockets are designed to allow for padlocking, either in a stand-alone fashion or connected to the plugs. The padlock must have a min. shackle width of 10.5 mm, a height of 32 mm and a max. wire Ø of 3.5 mm.

Technical accessories:



Switch status auxiliary contact for ROTOR socket-outlets

Rated current (mA)	Switch type	Contact type	Palazzoli code	Pack Qty
250 DC	125A	1 NO	419010	1

Common features: maximum voltage 100 VDC.



Panel-mounted straight rotoswitches safety performance 50/60Hz IP66/IP67/IP69

Rated current (A)	Rated voltage (V)	Flange dimensions (mm)	Voltage colour	Poles	h ref.	Palazzoli code	Pack Qty
16	110	65x83	Yellow	2P+⊕	4	412124	1
	230	65x83	Blue	2P+⊕	6	412126	1
	400	65x83	Red	3P+⊕	6	412136	1
	400	65x83	Red	3P+N+⊕	6	412146	1
32	110	65x83	Yellow	2P+⊕	4	412224	1
	230	65x83	Blue	2P+⊕	6	412226	1
	400	65x83	Red	3P+⊕	6	412236	1
	400	100x108	Red	3P+N+⊕	6	412246	1
63	380-440	65x83	Red	3P+⊕	3	412233	1
	230	100x108	Blue	2P+⊕	6	412326	1
	400	100x108	Red	3P+⊕	6	412336	1
	400	100x108	Red	3P+N+⊕	6	412346	1
125	400	114x114	Red	3P+⊕	6	412436	1
	400	114x114	Red	3P+N+⊕	6	412446	1



20° angled panel-mounted rotoswitches safety performance 50/60Hz IP66/IP67/IP69

Rated current (A)	Rated voltage (V)	Flange dimensions (mm)	Voltage colour	Poles	h ref.	Palazzoli code	Pack Qty
16	110	65x83	Yellow	2P+⊕	4	413124	1
	230	65x83	Blue	2P+⊕	6	413126	1
	400	65x83	Red	3P+⊕	6	413136	1
	400	65x83	Red	3P+N+⊕	6	413146	1
32	110	65x83	Yellow	2P+⊕	4	413224	1
	230	65x83	Blue	2P+⊕	6	413226	1
	400	65x83	Red	3P+⊕	6	413236	1
	400	100x108	Red	3P+N+⊕	6	413246	1
63	230	100x108	Blue	2P+⊕	6	413326	1
	400	100x108	Red	3P+⊕	6	413336	1
	400	100x108	Red	3P+N+⊕	6	413346	1
	125	400	114x114	Red	3P+⊕	6	413436
400		114x114	Red	3P+N+⊕	6	413446	1



65° angled wall-mounted rotoswitches safety performance 50/60Hz IP66/IP67/IP69

Rated current (A)	Rated voltage (V)	Voltage colour	Poles	h ref.	Palazzoli code	Pack Qty
16	110	Yellow	2P+⊕	4	416124	1
	230	Blue	2P+⊕	6	416126	1
	400	Red	3P+⊕	6	416136	1
	400	Red	3P+N+⊕	6	416146	1
32	110	Yellow	2P+⊕	4	416224	1
	230	Blue	2P+⊕	6	416226	1
	400	Red	3P+⊕	6	416236	1
	400	Red	3P+N+⊕	6	416246	1
63	230	Blue	2P+⊕	6	416326	1
	400	Red	3P+⊕	6	416336	1
	400	Red	3P+N+⊕	6	416346	1
	125	400	Red	3P+⊕	6	416436*
400		Red	3P+N+⊕	6	416446*	1

Common features: rotoswitched socket-outlets padlockable in position 0 and 1 with padlock code 419000. The sockets are designed to allow for padlocking, either in a stand-alone fashion or connected to the plugs. The padlock must have a min. shackle width of 10.5 mm, a height of 32 mm and a max. wire Ø of 3.5 mm. *Notes: 125A socket-outlets, 80° angled.



ROTOR

Interlocked socket-outlets in technopolymer with rotoswitch



Combinable rotoswitch inserts
safety performance
IP66/IP67/IP69

Rated current (A)	Frequency	Rated voltage (V)	Voltage colour	Poles	h ref.	Palazzoli code	Pack Qty
16	50/60Hz	110	●	2P+⊕	4	419124	1
	50/60Hz	110	●	3P+⊕	4	419134	1
	50/60Hz	110	●	3P+N+⊕	4	419144	1
	50/60Hz	220	●	2P+⊕	6	419126	1
	50/60Hz	220	●	3P+⊕	9	419139	1
	50/60Hz	220	●	3P+N+⊕	9	419149	1
	50/60Hz	400	●	2P+⊕	9	419129	1
	50/60Hz	400	●	3P+⊕	6	419136	1
	50/60Hz	400	●	3P+N+⊕	6	419146	1
	50/60Hz	500	●	2P+⊕	7	419127	1
	50/60Hz	500	●	3P+⊕	7	419137	1
	50/60Hz	500	●	3P+N+⊕	7	419147	1
	50/60Hz	690	●	3P+⊕	5	419135	1
	50/60Hz	690	●	3P+N+⊕	5	419145	1
	100-300Hz	>50	●	2P+⊕	10	419120	1
	100-300Hz	>50	●	3P+⊕	10	419130	1
	100-300Hz	>50	●	3P+N+⊕	10	419140	1
	60Hz	440-460	●	3P+⊕	11	419131	1
	60Hz	440-460	●	3P+N+⊕	11	419141	1
	50/60Hz	>50	●	2P+⊕	12	419128	1
	50/60Hz	>50	●	3P+⊕	12	419138	1
	300/500Hz	>50	●	2P+⊕	2	419122	1
	300/500Hz	>50	●	3P+⊕	2	419132	1
	300/500Hz	>50	●	3P+N+⊕	2	419142	1
	50/60Hz	380-440	●	3P+⊕	3	419133	1
	50/60Hz	380-440	●	3P+N+⊕	3	419143	1
	50/60Hz	110	●	2P+⊕	4	419224	1
	50/60Hz	110	●	3P+⊕	4	419234	1
	50/60Hz	110	●	3P+N+⊕	4	419244	1
	50/60Hz	220	●	2P+⊕	6	419226	1
	50/60Hz	220	●	3P+⊕	9	419239	1
	50/60Hz	220	●	3P+N+⊕	9	419249	1
50/60Hz	400	●	2P+⊕	9	419229	1	
50/60Hz	400	●	3P+⊕	6	419236	1	
50/60Hz	400	●	3P+N+⊕	6	419246	1	
50/60Hz	500	●	2P+⊕	7	419227	1	
50/60Hz	500	●	3P+⊕	7	419237	1	
50/60Hz	500	●	3P+N+⊕	7	419247	1	
50/60Hz	690	●	3P+⊕	5	419235	1	
50/60Hz	690	●	3P+N+⊕	5	419245	1	
100-300Hz	>50	●	2P+⊕	10	419220	1	
100-300Hz	>50	●	3P+⊕	10	419230	1	
100-300Hz	>50	●	3P+N+⊕	10	419240	1	
60Hz	440-460	●	3P+⊕	11	419231	1	
60Hz	440-460	●	3P+N+⊕	11	419241	1	
50/60Hz	>50	●	2P+⊕	12	419228	1	
50/60Hz	>50	●	3P+⊕	12	419238	1	
300/500Hz	>50	●	2P+⊕	2	419222	1	
300/500Hz	>50	●	3P+⊕	2	419232	1	
300/500Hz	>50	●	3P+N+⊕	2	419242	1	
50/60Hz	380-440	●	3P+⊕	3	419233	1	
50/60Hz	380-440	●	3P+N+⊕	3	419243	1	

Rated current (A)	Frequency	Rated voltage (V)	Voltage colour	Poles	h ref.	Palazzoli code	Pack Qty
63	50/60Hz	110	●	2P+⊕	4	419324	1
	50/60Hz	110	●	3P+⊕	4	419334	1
	50/60Hz	110	●	3P+N+⊕	4	419344	1
	50/60Hz	220	●	2P+⊕	6	419326	1
	50/60Hz	220	●	3P+⊕	9	419339	1
	50/60Hz	220	●	3P+N+⊕	9	419349	1
	50/60Hz	400	●	2P+⊕	9	419329	1
	50/60Hz	400	●	3P+⊕	6	419336	1
	50/60Hz	400	●	3P+N+⊕	6	419346	1
	50/60Hz	500	●	2P+⊕	7	419327	1
	50/60Hz	500	●	3P+⊕	7	419337	1
	50/60Hz	500	●	3P+N+⊕	7	419347	1
	50/60Hz	690	●	3P+⊕	5	419335	1
	50/60Hz	690	●	3P+N+⊕	5	419345	1
	100-300Hz	>50	●	2P+⊕	10	419320	1
	100-300Hz	>50	●	3P+⊕	10	419330	1
	100-300Hz	>50	●	3P+N+⊕	10	419340	1
	60Hz	440-460	●	3P+⊕	11	419331	1
	60Hz	440-460	●	3P+N+⊕	11	419341	1
	50/60Hz	>50	●	2P+⊕	12	419328	1
	50/60Hz	>50	●	3P+⊕	12	419338	1
	300/500Hz	>50	●	2P+⊕	2	419322	1
	300/500Hz	>50	●	3P+⊕	2	419332	1
	300/500Hz	>50	●	3P+N+⊕	2	419342	1
	50/60Hz	380-440	●	3P+⊕	3	419333	1
	50/60Hz	380-440	●	3P+N+⊕	3	419343	1
	50/60Hz	110	●	2P+⊕	4	419424	1
	50/60Hz	110	●	3P+⊕	4	419434	1
	50/60Hz	110	●	3P+N+⊕	4	419444	1
	50/60Hz	220	●	2P+⊕	6	419426	1
	50/60Hz	220	●	3P+⊕	9	419439	1
	50/60Hz	220	●	3P+N+⊕	9	419449	1
50/60Hz	400	●	2P+⊕	9	419429	1	
50/60Hz	400	●	3P+⊕	6	419436	1	
50/60Hz	400	●	3P+N+⊕	6	419446	1	
50/60Hz	500	●	2P+⊕	7	419427	1	
50/60Hz	500	●	3P+⊕	7	419437	1	
50/60Hz	500	●	3P+N+⊕	7	419447	1	
50/60Hz	690	●	3P+⊕	5	419435	1	
50/60Hz	690	●	3P+N+⊕	5	419445	1	
100-300Hz	>50	●	2P+⊕	10	419420	1	
100-300Hz	>50	●	3P+⊕	10	419430	1	
100-300Hz	>50	●	3P+N+⊕	10	419440	1	
60Hz	440-460	●	3P+⊕	11	419431	1	
60Hz	440-460	●	3P+N+⊕	11	419441	1	
50/60Hz	>50	●	2P+⊕	12	419428	1	
50/60Hz	>50	●	3P+⊕	12	419438	1	
300/500Hz	>50	●	2P+⊕	2	419422	1	
300/500Hz	>50	●	3P+⊕	2	419432	1	
300/500Hz	>50	●	3P+N+⊕	2	419442	1	
50/60Hz	380-440	●	3P+⊕	3	419433	1	
50/60Hz	380-440	●	3P+N+⊕	3	419443	1	

Features: rotoswitches padlockable in position 0 and 1 with padlock code 419000. The sockets are designed to allow for padlocking, either in a stand-alone fashion or connected to the plugs. The padlock must have a min. shackle width of 10.5 mm, a height of 32 mm and a max. wire Ø of 3.5 mm.



ROTOR

Interlocked socket-outlets in technopolymer with rotoswitch



Handles for inserts
IP66/IP67/IP68/IP69

Rated current (A)	Poles	Entry cable diameter (mm)	Palazzoli code	Pack Qty
16	2P+⚡	6.3 - 18	419001	5
	3P+⚡	6.3 - 18	419002	5
	3P+N+⚡	9 - 23	419003	5
32	2P+⚡ / 3P+⚡	9 - 23		5
	3P+N+⚡	13 - 27	419004	5
63	2P+⚡ / 3P+⚡ / 3P+N+⚡	14 - 36	419005	5
125	2P+⚡ / 3P+⚡ / 3P+N+⚡	16 - 50	419006	5



Straight panel-mounted flanges for inserts
IP66/IP67/IP68/IP69

Rated current (A)	Poles	Flange dimensions (mm)	Palazzoli code	Pack Qty
16	2P+⚡	65x83	419021	5
	3P+⚡	65x83	419022	5
	3P+N+⚡	65x83	419023	5
32	2P+⚡ / 3P+⚡	65x83		5
	3P+N+⚡	100x108	419024	5
63	2P+⚡ / 3P+⚡ / 3P+N+⚡	100 x 108	419025	5
125	2P+⚡ / 3P+⚡ / 3P+N+⚡	114x114	419026	5



20° angled panel-mounted flanges for inserts
IP66/IP67/IP68/IP69

Rated current (A)	Poles	Flange dimensions (mm)	Palazzoli code	Pack Qty
16	2P+⚡	65x83	419031	5
	3P+⚡	65x83	419032	5
	3P+N+⚡	65x83	419033	5
32	2P+⚡ / 3P+⚡	65x83		5
	3P+N+⚡	100x108	419034	5
63	2P+⚡ / 3P+⚡ / 3P+N+⚡	100x108	419035	5
125	2P+⚡ / 3P+⚡ / 3P+N+⚡	114x114	419036	5



Safety padlock with keys for rotoswitches

Wire diameter (mm)	Material	Palazzoli code	Pack Qty
2.75	steel - brass	419000	1



65° angled wall-mounted modular boxes with TAIS system for panel-mounted devices
IP66/IP67/IP68/IP69

For flange with dimensions (mm)	Box dimensions (mm)	Palazzoli code	Pack Qty
65x83	92x125	532131	1
100x108	125x185	532132	1
114x114		532133	1

*Notes: 80° angled box.



Wall-mounted modular boxes with TAIS system for panel-mounted devices
IP66/IP67/IP68/IP69

For flange with dimensions (mm)	Box dimensions (mm)	Palazzoli code	Pack Qty
65x83	92x125	532101	1
100x108	125x185	532102	1
114x114		532103	1



Wall-mounted modular boxes with TAIS system for 2 panel-mounted devices
IP66/IP67/IP68/IP69

For flange with dimensions (mm)	Box dimensions (mm)	Palazzoli code	Pack Qty
2x(65x83)	92x255	532121	1
2x(100x108)			
or 1x(65x83)+1x(100x108)			

Equipment included: 1 blind flange.

*1 flange adaptor frame, from flange 100x108 to flange 65x83, code 532841.



Flange adaptor frame from 100x108 flange to 65x83 flange for wall-mounted boxes
IP66/IP67/IP68/IP69

Frame dimensions (mm)	For flange with dimensions (mm)	Palazzoli code	Pack Qty
100x108	65x83	532841	1



Blind flanges for wall-mounted boxes
IP66/IP67/IP68/IP69

Flange dimensions (mm)	Palazzoli code	Pack Qty
65x83	532843	1
100x108	532842	1

TAIS





TAIS

interlocked socket-outlets with increased safety in thermosetting GRP

ADVANTAGES

1

Palazzoli Thermosetting GRP is flame-retardant, does not produce smoke nor emits halogens.

Handle designed to allow triple padlocking prevents operation by unauthorised persons. The handle allows to identify the switch status even from distance.

2



The switch is designed to accommodate two auxiliary remote signalling contacts

3

The ceramic fuse holder base resists high temperatures generated in the case of circuit failures. Cylindrical fuses with lever extraction allow quick replacement.

4



For quick and easy installation, scan the QR code.





TAIS

interlocked socket-outlets with increased safety in thermosetting GRP



Body material	Palazzoli Thermosetting GRP
Colour	RAL 5015 Sky blue (cover) RAL 7042 Traffic grey (base)
Protection rating	IP66/IP67
Additional IP rating	IP69
Impact resistance	IK10
Resistance to abnormal heat and fire	960°C
Flammability class	V-0
Insulation class	II
Ambient operating temperature	-30 °C - +50 °C -30 °C - +60 °C (direct)
Ambient storage temperature	-50°C - +80°C
Rated current	16A - 32A - 63A - 125A
Operating Voltage	24V - 690V
Insulation voltage	690V
Operating frequency	50/60Hz



DIRECTIVES

2014/30/EU (EMC)
2014/35/EU (LVD)
2011/65/EU (RoHS)
2012/19/EU (WEEE)

PRODUCT STANDARDS

IEC/EN 60309-1
IEC/EN 60309-2
IEC/EN 60309-4
IEC/EN 63000

Rated operating current:		16A	32A	63A	125A	
Thermal current I _{th}	A	16	32	63	125	
AC-21A	110 V - 690 V	A	16	32	63	125
AC-22A	110 V - 690 V	A	16	32	63	125
AC-23A	110V	A	16	32	63	-
	230V					-
	400V					125
	500V					100
	690V					63
AC-23A	110V	kW	2.4	4.9	9.6	-
	230V		5.1	10.2	20.1	30
	400V		8.9	17.7	34.9	55
	500V		11.1	22.2	43.6	55
	690V		15.3	30.6	60.2	55
AC-3	110V	kW	2.4	4.9	7.6	-
	230V		5.1	10.2	15.9	30
	400V		8.9	17.7	27.7	55
	500V		11.1	22.2	34.6	55
	690V		15.3	30.6	47.8	55

Wiring data:		16A	32A	63A	125A
Entry cable cross-section	mm ²	1 - 10	6 - 35	10 - 70	
Tightening torque	Nm	2	3	4	

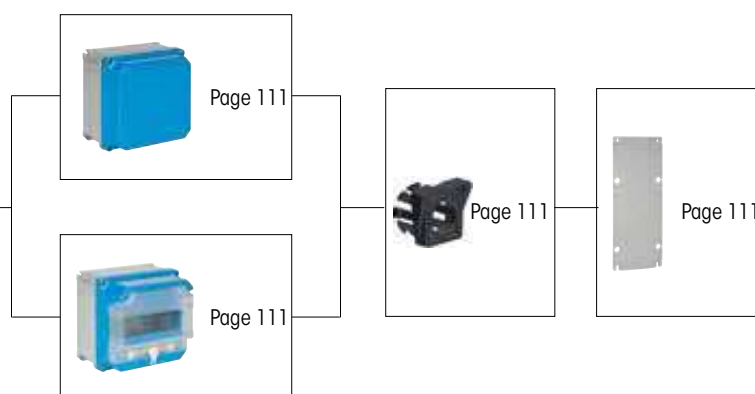


TAIS

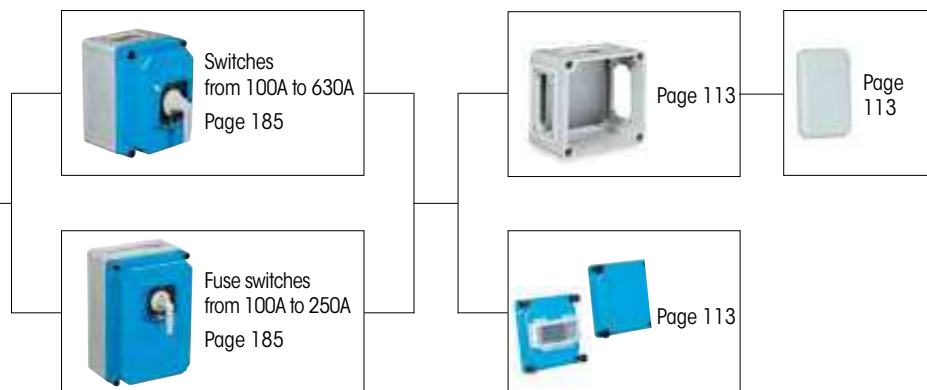
interlocked socket-outlets with increased safety in thermosetting GRP

MODULARITY

 Fuses
from 16A to 125A
Page 108-112
 Direct
from 16A to 125A
Page 109-112
 MCB
from 16A to 125A
Page 109-112
 DIN rail,
from 16A to 125A
Page 110-112
 Transformer
Page 110



 Electrical interlock
63A-125A
Page 113
 Transformer
Page 113





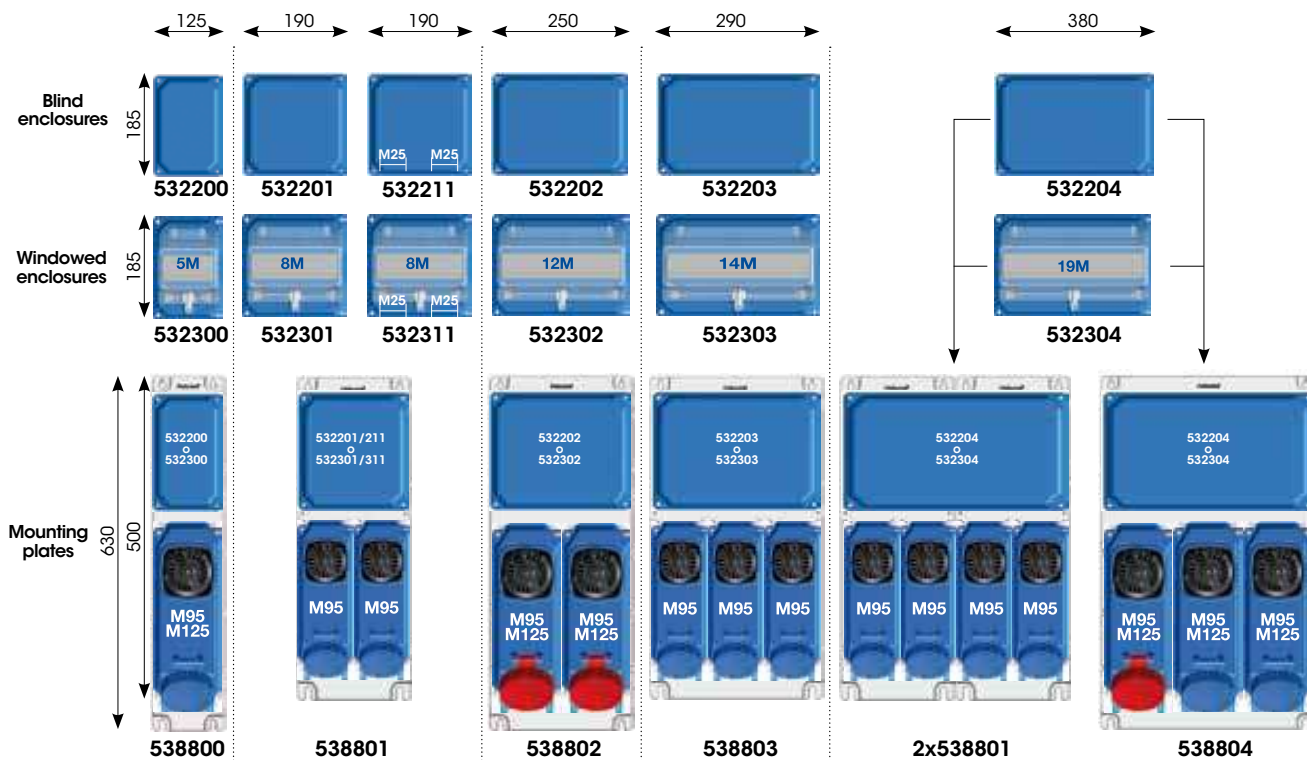
GUIDE TO THE COMPOSITION OF DISTRIBUTION BOARDS from 16A to 63A

Quick-coupling fittings



			Wall-mounted interlocked socket-outlets IP66/IP67/IP69					
			M95 M25 entry	M125 M32 entry	M95 M25 entry	M125 M32 entry	M95 M25 entry	M125 M25 entry
I	V	No. of poles	Fuses	Fuses	Direct supply	Direct supply	Transformer 150VA	Transformer 250VA
16A	230	2P+≋	472620		470126	467126		
	400	3P+≋	472730		470136	467136		
		3P+N+≋	472830		470146	467146		
32A	230	2P+≋	468226	472621	469226	470226		
	400	3P+≋	468236	472731	469236	470236		
		3P+N+≋		472831		470246		
63A	400	3P+≋		472732		470336		
		3P+N+≋		472832		470346		
16A	24	2P					469873	471873

Examples of combinations





GUIDE TO THE PREPARATION OF DISTRIBUTION BOARDS from 16A to 125A

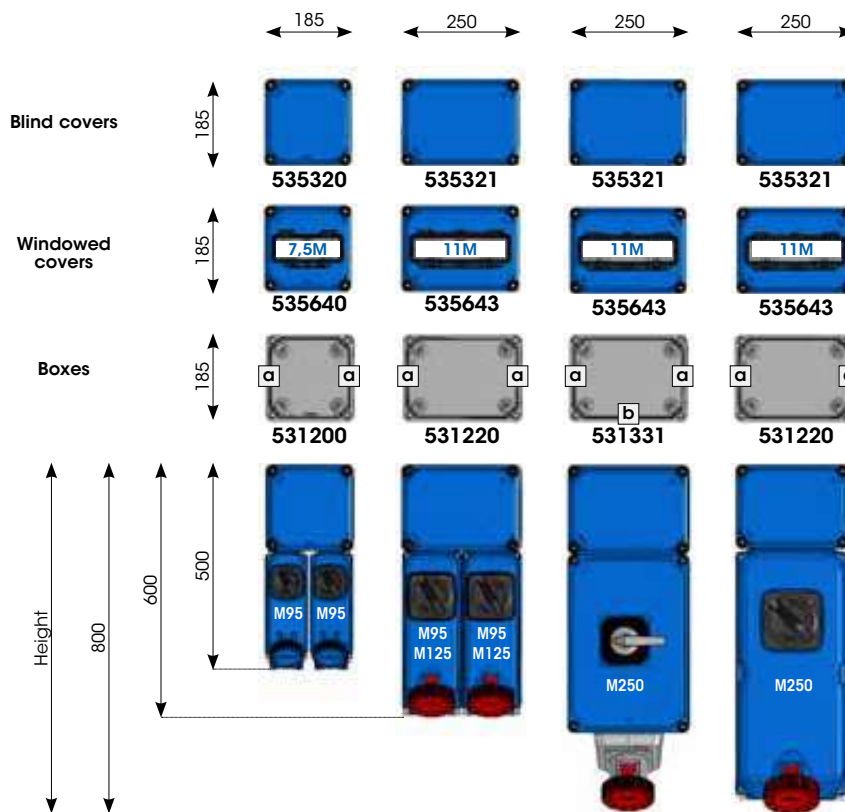

Threaded coupling fittings



* Use two M40 fittings to connect the 125A socket-outlet to the box

				Wall-mounted interlocked socket-outlets IP66/IP67/IP69									
				M95 M25 entry	M125 M32 entry	M250 blind entry	M95 M25 entry	M125 M32 entry	M250 blind entry	M250 Window b	M250 Window b	M95 M25 entry	M125 M25 entry
				Fuses	Fuses	Fuses	Direct supply	Direct supply	Direct supply	Electrical interlock	With electrical interlock and RCD	Transformer 150VA	Transformer 250VA
I	V	No. of poles											
16A	230	●	2P+⊕	472620			470126	467126					
	400	●	3P+⊕	472730			470136	467136					
		●	3P+N+⊕	472830			470146	467146					
32A	230	●	2P+⊕	468226	472621		469226	470226					
	400	●	3P+⊕	468236	472731		469236	470236					
		●	3P+N+⊕		472831			470246					
63A	400	●	3P+⊕		472732			470336		478336	476336		
		●	3P+N+⊕		472832			470346		478346	476346		
125A	400	●	3P+⊕			482436			480436	478436	476436		
		●	3P+N+⊕			482446			480446	478446	476446		
16A	24	●	2P									469873	471873

Examples of combinations



Instructions for making the mounting plate:

Base: sum of the widths of the boxes
 Height: choose from three dimensions (800 mm, 600 mm, 500 mm) depending on the type of socket-outlets used

The mounting plates are the responsibility of the customer

base



TAIS

interlocked socket-outlets with increased safety in thermosetting GRP

MODULE 95



Wall-mounted interlocked socket-outlets with fuse holder base IP66/IP67/IP69

Rated current (A)	Frequency	Rated voltage (V)	Voltage colour	Poles	h ref.	Palazzoli code	Pack Qty	
16	50/60Hz	110	Yellow	2P+⊕	4	472610	1	
	50/60Hz	110	Yellow	3P+⊕	4	472710	1	
	50/60Hz	110	Yellow	3P+N+⊕	4	472810	1	
	50/60Hz	230	Blue	2P+⊕	6	472620	1	
	50/60Hz	230	Blue	3P+⊕	9	472720	1	
	50/60Hz	230	Blue	3P+N+⊕	9	472820	1	
	50/60Hz	400	Red	2P+⊕	9	472630	1	
	50/60Hz	400	Red	3P+⊕	6	472730	1	
	50/60Hz	400	Red	3P+N+⊕	6	472830	1	
	M25 entry 10.3x38 fuses	50/60Hz	500	Black	3P+⊕	7	472750	1
		50/60Hz	500	Black	3P+N+⊕	7	472840	1
		50/60Hz	>50*	Grey	2P+⊕	12	472640	1
		50/60Hz	>50*	Grey	3P+⊕	12	472760	1
		100-300Hz	>50	Green	2P+⊕	10	472650	1
		100-300Hz	>50	Green	3P+⊕	10	472780	1
		100-300Hz	>50	Green	3P+N+⊕	10	472870	1
>300/500Hz		>50	Green	2P+⊕	2	472660	1	
>300/500Hz		>50	Green	3P+⊕	2	472790	1	
>300/500Hz		>50	Green	3P+N+⊕	2	472880	1	
32	60Hz	440-460	Red	3P+⊕	11	472740	1	
	60Hz	440-460	Red	3P+N+⊕	11	472850	1	
	DC	>50-250	Grey	2P+⊕	3	472670	1	
	50/60Hz	110	Yellow	2P+⊕	4	468224	1	
	50/60Hz	110	Yellow	3P+⊕	4	468234	1	
	50/60Hz	230	Blue	2P+⊕	6	468226	1	
	50/60Hz	230	Blue	3P+⊕	9	468239	1	
	50/60Hz	400	Red	2P+⊕	9	468229	1	
	50/60Hz	400	Red	3P+⊕	6	468236	1	
	50/60Hz	380/440	Red	3P+⊕	3	468233	1	

* For isolation transformer.

Features: handle padlockable with 3 padlocks up to 8 mm. Fuses not included.

Technical accessories:



page 60

page 170

Page 114

page 111

MODULE 125



Wall-mounted interlocked socket-outlets with fuse holder base IP66/IP67/IP69



Rated current (A)	Frequency	Rated voltage (V)	Voltage colour	Poles	h ref.	Palazzoli code	Pack Qty	
32	50/60Hz	110	Yellow	2P+⊕	4	472611	1	
	50/60Hz	110	Yellow	3P+⊕	4	472711	1	
	50/60Hz	110	Yellow	3P+N+⊕	4	472811	1	
	50/60Hz	230	Blue	2P+⊕	6	472621	1	
	50/60Hz	230	Blue	3P+⊕	9	472721	1	
	50/60Hz	230	Blue	3P+N+⊕	9	472821	1	
	50/60Hz	400	Red	2P+⊕	9	472631	1	
	50/60Hz	400	Red	3P+⊕	6	472731	1	
	50/60Hz	400	Red	3P+N+⊕	6	472831	1	
	50/60Hz	500	Black	3P+⊕	7	472751	1	
	50/60Hz	500	Black	3P+N+⊕	7	472841	1	
	M32 entry fuses 14x51	50/60Hz	690	Black	3P+⊕	5	472754	1
		50/60Hz	690	Black	3P+N+⊕	5	472854	1
		50/60Hz	>50*	Grey	2P+⊕	12	472641	1
		50/60Hz	>50*	Grey	3P+⊕	12	472761	1
		100-300Hz	>50	Green	2P+⊕	10	472651	1
100-300Hz		>50	Green	3P+⊕	10	472781	1	
100-300Hz		>50	Green	3P+N+⊕	10	472871	1	
>300/500Hz		>50	Green	2P+⊕	2	472661	1	
>300/500Hz		>50	Green	3P+⊕	2	472791	1	
>300/500Hz		>50	Green	3P+N+⊕	2	472881	1	
63	60Hz	440-460	Red	3P+⊕	11	472741	1	
	60Hz	440-460	Red	3P+N+⊕	11	472851	1	
	DC	>50-250	Grey	2P+⊕	3	472671	1	
	50/60Hz	380/440	Red	3P+⊕	3	472771	1	
	50/60Hz	380/440	Red	3P+N+⊕	3	472861	1	
	50/60Hz	110	Yellow	2P+⊕	4	472612	1	
	50/60Hz	110	Yellow	3P+⊕	4	472712	1	
	50/60Hz	110	Yellow	3P+N+⊕	4	472812	1	
	50/60Hz	230	Blue	2P+⊕	6	472622	1	
	50/60Hz	230	Blue	3P+⊕	9	472722	1	
50/60Hz	230	Blue	3P+N+⊕	9	472822	1		
M32 entry fuses 22x58	50/60Hz	400	Red	2P+⊕	9	472632	1	
	50/60Hz	400	Red	3P+⊕	6	472732	1	
	50/60Hz	400	Red	3P+N+⊕	6	472832	1	
	50/60Hz	500	Black	3P+⊕	7	472752	1	
	50/60Hz	500	Black	3P+N+⊕	7	472842	1	
	50/60Hz	690	Black	3P+⊕	5	472755	1	
	50/60Hz	690	Black	3P+N+⊕	5	472855	1	
	50/60Hz	>50*	Grey	2P+⊕	12	472642	1	
	50/60Hz	>50*	Grey	3P+⊕	12	472762	1	
	60Hz	440-460	Red	3P+⊕	11	472742	1	
60Hz	440-460	Red	3P+N+⊕	11	472852	1		
DC	>50-250	Grey	2P+⊕	3	472672	1		

* For isolation transformer

Features: handle padlockable with 3 padlocks up to 8 mm. Fuses not included.

Technical accessories:



page 60

page 170

Page 114

page 111



125

Module 125 sockets are designed for possible entry from bottom side

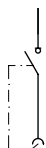


TAIS

interlocked socket-outlets with increased safety in thermosetting GRP

INTERLOCKED SOCKET-OUTLETS

MODULE 95



Wall-mounted interlocked socket-outlets
50/60Hz IP66/IP67/IP69

Rated current (A)	Rated voltage (V)	Voltage colour	Poles	h ref.	Palazzoli code	Pack Qty
16 M25 entry	230	Blue	2P+⊕	6	470126	1
	400	Red	3P+⊕	6	470136	1
	400	Red	3P+N+⊕	6	470146	1
32 M25 entry	230	Blue	2P+⊕	6	469226	1
	400	Red	3P+⊕	6	469236	1
	380/440	Red	3P+⊕	3	469233	1

Features: handle padlockable with 3 padlocks up to 8 mm.

MODULE 125



Wall-mounted interlocked socket-outlets
50/60Hz IP67



Rated current (A)	Rated voltage (V)	Voltage colour	Poles	h ref.	Palazzoli code	Pack Qty
16 M25 entry	110	Yellow	2P+⊕	4	467124	1
	230	Blue	2P+⊕	6	467126	1
	400	Red	3P+⊕	6	467136	1
32 M32 entry	400	Red	3P+N+⊕	6	467146	1
	230	Blue	2P+⊕	6	470226	1
	400	Red	3P+⊕	6	470236	1
63 M32 entry	400	Red	3P+N+⊕	6	470246	1
	380/440	Red	3P+⊕	3	470233	1
	230	Blue	2P+⊕	6	470326	1
M32 entry	400	Red	3P+⊕	6	470336	1
	400	Red	3P+N+⊕	6	470346	1

Features: handle padlockable with 3 padlocks up to 8 mm.

Technical accessories:



MODULE 125




Wall-mounted interlocked socket-outlets
with MCB protection
IP66/IP67/IP69



Rated current (A)	Frequency	Rated voltage (V)	Voltage colour	Poles	h ref.	Palazzoli code	Pack Qty
16 M25 entry	50/60Hz	110	Yellow	2P+⊕	4	474210	1
	50/60Hz	110	Yellow	3P+⊕	4	474310	1
	50/60Hz	110	Yellow	3P+N+⊕	4	474410	1
	50/60Hz	230	Blue	2P+⊕	6	474220	1
	50/60Hz	230	Blue	3P+⊕	9	474320	1
	50/60Hz	230	Blue	3P+N+⊕	9	474420	1
	50/60Hz	400	Red	2P+⊕	9	474230	1
	50/60Hz	400	Red	3P+⊕	6	474330	1
	50/60Hz	400	Red	3P+N+⊕	6	474430	1
	60Hz	440-460	Red	3P+⊕	11	474340	1
	60Hz	440-460	Red	3P+N+⊕	11	474450	1
32 M32 entry	50/60Hz	110	Yellow	2P+⊕	4	474611	1
	50/60Hz	110	Yellow	3P+⊕	4	474711	1
	50/60Hz	110	Yellow	3P+N+⊕	4	474811	1
	50/60Hz	230	Blue	2P+⊕	6	474621	1
	50/60Hz	230	Blue	3P+⊕	9	474721	1
	50/60Hz	230	Blue	3P+N+⊕	9	474821	1
	50/60Hz	400	Red	2P+⊕	9	474631	1
	50/60Hz	400	Red	3P+⊕	6	474731	1
	50/60Hz	400	Red	3P+N+⊕	6	474831	1
	60Hz	440-460	Red	3P+⊕	11	474741	1
	60Hz	440-460	Red	3P+N+⊕	11	474851	1
63 M32 entry	50/60Hz	380/440	Red	3P+⊕	3	474771	1
	50/60Hz	110	Yellow	2P+⊕	4	474612	1
	50/60Hz	110	Yellow	3P+⊕	4	474712	1
	50/60Hz	110	Yellow	3P+N+⊕	4	474812	1
	50/60Hz	230	Blue	2P+⊕	6	474622	1
	50/60Hz	230	Blue	3P+⊕	9	474722	1
	50/60Hz	230	Blue	3P+N+⊕	9	474822	1
	50/60Hz	400	Red	2P+⊕	9	474632	1
	50/60Hz	400	Red	3P+⊕	6	474732	1
	50/60Hz	400	Red	3P+N+⊕	6	474832	1
	60Hz	440-460	Red	3P+⊕	11	474742	1
60Hz	440-460	Red	3P+N+⊕	11	474852	1	

Features: handle padlockable with 3 padlocks up to 8 mm.
Voltage presence indicator.

Technical accessories:



Module 125 sockets are designed for possible entry from bottom side



Module 125 sockets are designed for possible entry from bottom side



TAIS

interlocked socket-outlets with increased safety in thermosetting GRP

MODULE 125



Wall-mounted interlocked socket-outlets with DIN rail 50/60Hz IP66/IP67/IP69



Rated current (A)	Rated voltage (V)	Voltage colour	Poles	h ref.	Palazzoli code	Pack Qty
16 M25 entry 4 modules	230		2P+⊕	6	472020	1
	400		3P+⊕	6	472130	1
	400		3P+N+⊕	6	472240	1
32 M32 entry 4 modules	230		2P+⊕	6	472021	1
	400		3P+⊕	6	472131	1
	400		3P+N+⊕	6	472241	1
63 M32 entry 4 modules	380/440		3P+⊕	3	472133	1
	230		2P+⊕	6	472022	1
	400		3P+⊕	6	472132	1
	400		3P+N+⊕	6	472242	1

Equipment included: all socket-outlets are pre-wired up to the DIN rail.
Features: handle padlockable with 3 padlocks up to 8 mm.
 Padlockable lid and with tamper-proof screw.
 Socket-outlet prepared for bottom entry.

Technical accessories:



MODULE 95



Wall-mounted interlocked socket-outlets with safety transformer (SELV) 50/60Hz IP66/IP67/IP69

Rated current (A)	Rated voltage (V)	Poles	Power (VA)	Palazzoli code	Pack Qty
16 M25 entry	230/24	2P	150	469873	1

Features: class II continuous duty safety transformer activated by a plug microswitch.

MODULE 125



Wall-mounted socket-outlets with safety transformer (SELV) 50/60Hz IP67

Rated current (A)	Rated voltage (V)	Poles	Power (VA)	Palazzoli code	Pack Qty
16 M25 entry	230/24	2P	250	471873	1
	400/24	2P	144	471893	1

Features: continuous class II duty safety transformer enabled by the plug by means of microswitch.

Technical accessories:



65° angled wall-mounted modular boxes with TAIS system for panel-mounted devices IP66/IP67/IP68/IP69

For flange with dimensions (mm)	Box dimensions (mm)	Palazzoli code	Pack Qty
65x83	92x125	532131	1
100x108	125x185	532132	1
114x114		532133	1



Wall-mounted modular boxes with TAIS system for panel-mounted devices IP66/IP67/IP68/IP69

For flange with dimensions (mm)	Box dimensions (mm)	Palazzoli code	Pack Qty
65x83	92x125	532101	1
100x108	125x185	532102	1
114x114		532103	1



Wall-mounted modular boxes with TAIS system for 2 panel-mounted devices IP66/IP67/IP68/IP69

For flange with dimensions (mm)	Box dimensions (mm)	Palazzoli code	Pack Qty
2x(65x83)	92x255	532121	1
2x(100x108) or 1x(65x83)+1x(100x108)	125x352	532122*	1

Equipment included: 1 blind flange.
 *1 flange adaptor frame, from flange 100x108 to flange 65x83, code 532841.

Technical accessories:





TAIS

interlocked socket-outlets with increased safety in thermosetting GRP



Boxes in thermosetting GRP with blind cover for composition of socket boards IP66/IP67

Outer dimensions (mm)	Holes	Max. number of installable socket-outlets		Palazzoli code	Pack Qty
		Mod. 95	Mod. 125		
125x185x125	-	1	1	532200	1
190x185x125	-	2	-	532201	1
190x185x125	2xM25	2	-	532211	1
250x185x125	-	2	2	532202	1
290x185x125	-	3	-	532203	1
380x185x125	-	4	3	532204	1

Equipment included: code 532211 with 2 fittings M25 for rapid coupling. Supplied with drilling templates.

Notes: the following Palazzoli terminal blocks can be inserted into all boxes: 3x25mm², 4x16mm², 3x35mm², 4x25mm², 3x70mm², 4x35mm².



Boxes in thermosetting GRP with transparent door for composition of socket boards IP66/IP67

Outer dimensions (mm)	Holes	Max. number of installable socket-outlets		No. of DIN modules	Palazzoli code	Pack Qty
		Mod. 95	Mod. 125			
125x185x150	-	1	1	5	532300	1
190x185x150	-	2	-	8	532301	1
190x185x150	2xM25	2	-	8	532311	1
250x185x150	-	2	2	12	532302	1
290x185x150	-	3	-	14	532303	1
380x185x150	-	4	3	19	532304	1

Equipment included: code 532311 with 2 fittings M25 for rapid coupling. Supplied with drilling templates. Padlockable modular door.

Technical accessories:

 page 170	 page 114	 page 85	 page 174
---	---	--	---



Back plates in galvanised steel for TAIS boxes

For quick-mounting boxes with dimensions (mm)	Palazzoli code	Pack Qty
125x185	532700	1
190x185	532701	1
250x185	532702	1
290x185	532703	1
380x185	532704	1

Uses: for fastening terminal blocks or non-modular devices.



Mounting plates in thermosetting GRP with guided system for the creation of multiple socket boards

Outer dimensions (mm)	Max. number of installable socket-outlets		Palazzoli code	Pack Qty
	Mod. 95	Mod. 125		
125x630	1	1	538800	1
190x500	2	-	538801	1
250x630	2	2	538802	1
290x500	3	-	538803	1
380x630	3	3	538804	1

Equipment included: built-in threaded metal dowels, supplied with screws and stainless steel washers for fixing the devices.



Coupling fitting in thermosetting GRP for mounting plates

For mounting plate code	Palazzoli code	Pack Qty
538800, 538801, 538802, 538803, 538804, 415801, 415802	538791	50

Uses: this snap-on part is fixed into the seats located on the mounting plates for interlocked socket-outlets.



Fittings for rapid coupling in technopolymer for composition of socket boards IP66/IP67

Hole type	Mounting hole (mm)	Max. diameter for cable passage (mm)	Palazzoli code	Pack Qty
M25	25.5	16	538425	1
M32	32.5	20	538432	1



Tamper-proof kit for sealing

Screw type	Description	Palazzoli code	Pack Qty
M5x20	stainless steel screws	532100	1

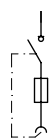
Features: cylindrical head hexagonal slot screws and 90° double crossed drilling.



TAIS

interlocked socket-outlets with increased safety in thermosetting GRP

MODULE 250



Wall-mounted interlocked socket-outlets with fuse holder base 50/60Hz IP66/IP67/IP69



Rated current (A)	Rated voltage (V)	Voltage colour	Poles	h ref. (h)	Palazzoli code	Pack Qty	
125	110	Yellow	3P+⊕	4	482434	1	
	110	Yellow	3P+N+⊕	4	482444	1	
	230	Blue	2P+⊕	6	482426	1	
	230	Blue	3P+⊕	9	482439	1	
	230	Blue	3P+N+⊕	9	482449	1	
	blind entry	400	Red	3P+⊕	6	482436	1
	fuses NH00	400	Red	3P+N+⊕	6	482446	1
		500	Black	3P+⊕	7	482437	1
		500	Black	3P+N+⊕	7	482447	1
		690	Black	3P+⊕	5	482435	1
		690	Black	3P+N+⊕	5	482445	1

Features: handle padlockable with 3 padlocks up to 8 mm. Fuses not included.

MODULE 250



Wall-mounted interlocked socket-outlets with MCB protection 50/60Hz IP66/IP67/IP69



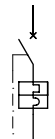
Rated current (A)	Rated voltage (V)	Voltage colour	Poles	h ref. (h)	Palazzoli code	Pack Qty	
125	110	Yellow	3P+⊕	4	480434	1	
	110	Yellow	3P+N+⊕	4	480444	1	
	230	Blue	2P+⊕	6	480426	1	
	230	Blue	3P+⊕	9	480439	1	
	230	Blue	3P+N+⊕	9	480449	1	
	blind entry	400	Red	3P+⊕	6	480436	1
		400	Red	3P+N+⊕	6	480446	1
		500	Black	3P+⊕	7	480437	1
		500	Black	3P+N+⊕	7	480447	1
		690	Black	3P+⊕	5	480435	1
		690	Black	3P+N+⊕	5	480445	1

Features: handle padlockable with 3 padlocks up to 8 mm.

Technical accessories:



MODULE 250



Wall-mounted interlocked socket-outlets with DIN rail 50/60Hz IP66/IP67/IP69




Rated current (A)	Rated voltage (V)	Voltage colour	Poles	h ref. (h)	Palazzoli code	Pack Qty	
125	110	Yellow	3P+⊕	4	484434	1	
	110	Yellow	3P+N+⊕	4	484444	1	
	230	Blue	3P+⊕	9	484439	1	
	230	Blue	3P+N+⊕	9	484449	1	
	blind entry	400	Red	3P+⊕	6	484436	1
	switch 18kA*	400	Red	3P+N+⊕	6	484446	1
		500	Black	3P+⊕	7	484437	1
		500	Black	3P+N+⊕	7	484447	1

Features: handle padlockable with 3 padlocks up to 8 mm.

*Notes: breaking capacity for 400 V socket-outlets.

For socket-outlets from: 110V and 230V - 25kA; 500V - 8kA.

Technical accessories:



MODULE 250



Wall-mounted interlocked socket-outlets with DIN rail 50/60Hz IP66/IP67/IP69



Rated current (A)	Rated voltage (V)	Voltage colour	Poles	h ref. (h)	Palazzoli code	Pack Qty
125	400	Red	3P+⊕	6	483436	1
	blind entry 7.5 modules	400	Red	3P+N+⊕	6	483446

Features: handle padlockable with 3 padlocks up to 8 mm.

Padlockable lid and with tamper-proof screw.

Technical accessories:



EASY CONTACT 63A - 125A SOCKET-OUTLETS



The multi-lamellar crown in a silver-plated copper superalloy ensures:

- wider pin-plug contact surface
- easy removal of plugs from socket-outlets
- perfect cleaning of the pin
- a solid and long-lasting electrical contact

Note: The 125A socket-outlets are supplied with centring points to simplify drilling for cable entry or coupling with the box.



TAIS

interlocked socket-outlets with increased safety in thermosetting GRP

MODULE 250



Wall-mounted socket-outlet with electrical interlock and MCB protection 50/60Hz IP67



Rated current (A)	Rated voltage (V)	Voltage colour	Poles	h ref. (h)	Palazzoli code	Pack Qty
63 window b	400	●	3P+⊕	6	478336	1
	400	●	3P+N+⊕	6	478346	1
	500	●	3P+⊕	7	478337	1
	500	●	3P+N+⊕	7	478347	1
125 window b	400	●	3P+⊕	6	478436	1
	400	●	3P+N+⊕	6	478446	1
	500	●	3P+⊕	7	478437	1
	500	●	3P+N+⊕	7	478447	1

Features: complete with pilot contact used for the electrical interlock. Sealable screws. Handle padlockable in the "0" position with 2 padlocks up to 4,5 mm.
Notes: the mounting plates are the responsibility of the customer.

MODULE 250



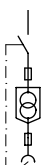
Wall-mounted socket-outlet with electrical interlock and MCB/RCD protection 50/60Hz IP67



Rated current (A)	Rated voltage (V)	Voltage colour	Poles	h ref. (h)	Palazzoli code	Pack Qty
63 window b	400	●	3P+⊕	6	476336	1
	400	●	3P+N+⊕	6	476346	1
	500	●	3P+⊕	7	476337	1
	500	●	3P+N+⊕	7	476347	1
125 window b	400	●	3P+⊕	6	476436	1
	400	●	3P+N+⊕	6	476446	1
	500	●	3P+⊕	7	476437	1
	500	●	3P+N+⊕	7	476447	1

Features: complete with pilot contact used for the electrical interlock. Sealable screws. Handle padlockable in the "0" position with 2 padlocks up to 4,5 mm.
Notes: the mounting plates are the responsibility of the customer.

MODULE 250



Wall-mounted socket-outlets with transformer 50/60Hz IP67

Rated current (A)	Rated voltage (V)	Poles	Power (VA)	Palazzoli code	Pack Qty
16 window b	230/48	2P	720	471819	1
	400/48	2P	720	471839	1

Features: continuous class II duty safety transformer enabled by the plug by means of microswitch. Sealable screws.
Notes: mouth of the 32A socket with microswitch of plug code 477106. The mounting plate is the responsibility of the customer.



Boxes in thermosetting GRP for the preparation of watertight enclosures IP67

Outer dimensions (mm)	Window type	Installable socket module	Palazzoli code	Pack Qty
185x185x115	a → □ ← a	2x95	531200	1
250x185x115	a → □ ← a	2x95/2x125 1x250	531220	1
250x185x115	a → □ ← a b ↓	1x250 window b	531331	1

Equipment included: back plates. Drilling templates.



Blind boxes in thermosetting GRP for the preparation of watertight enclosures IP67

For boxes with dimensions (mm)	Cover height (mm)	Palazzoli code	Pack Qty
185x185	25	535320	1
250x185	25	535321	1

Equipment included: complete with captive screws that can be sealed.



Covers in thermosetting GRP with transparent window according to EN50022 and accessories for the preparation of watertight enclosures IP67

For boxes with dimensions (mm)	No. of modules EN50022	Cover height (mm)	Lid height (mm)	Palazzoli code	Pack Qty
185x185	7.5	25	30	535640	1
250x185	11	25	30	535643	1

Equipment included: complete with captive screws that can be sealed.
Features: padlockable lid with tamper-proof screw.



Flat blind flanges in thermosetting GRP for the preparation of watertight enclosures IP67

Type	Window dimensions (mm)	Flange height (mm)	Palazzoli code	Pack Qty
a	110x60	15	538110	2
b	175x60	15	538210	2



TAIS

interlocked socket-outlets with increased safety in thermosetting GRP



Adaptors in insulating material from Pg hole to metric hole IP67

Pg	From hole	Metric	to metric hole	Palazzoli code	Pack Qty
21		M25	M25	538421	1
29		M32	M32	538429	1
36		M40	M40	538436	1

Features: they allow to couple sockets with Pg or metric hole to boxes with metric hole and viceversa.



Cable glands in insulating material with metric pitch, long threading IP68

Threading	Mounting hole (mm)	Fastening diameter (mm)	Thread length (mm)	Palazzoli code	Pack Qty
M12x1,5	12.5	2.5-6.5	15	581112	100
M16x1.5	16.5	3.5-10	15	581116	50
M20x1.5	20.5	7-14	15	581120	50
M25x1.5	25.5	9-18	15	581125	25
M32x1,5	32.5	14-25	15	581132	20
M40x1.5	40.5	18-32	16	581140	10
M50x1.5	50.5	24-38.5	16	581150	5
M63x1.5	63.5	35-48	16	581163	5



Metric pitch locknuts in insulating material

Threading	Palazzoli code	Pack Qty
M12x1,5	581212	50
M16x1.5	581216	50
M20x1.5	581220	50
M25x1.5	581225	50
M32x1,5	581232	50
M40x1.5	581240	20
M50x1.5	581250	10
M63x1.5	581263	5

Uses: for fixing cable glands with metric thread on walls with through-holes.



Bus bar supports in insulating material for TAIS boxes

Installable on window type	Installable bus bars (mm)	Palazzoli code	Pack Qty
a	3 x 16x4 (16x5 - 20x4 - 20x5), 2 by 16x4 (earth and neutral), 3 of ø 9 (auxiliary circuits)	538180	1

Uses: they are used to facilitate the application of conductor busbars in watertight distribution boards composed of equipment in TAIS Grande modular insulating boxes with windows type 'a', 'b'.



Auxiliary contacts for switch status signalling

Rated current (A)	Switch type	Contact type	Palazzoli code	Pack Qty
10	16A-125A	1 NC (Late break)	270326	1
		1 NO postponed	270327	1
		1 NC	270330	1
		1 NO	270331	1
		1 NO + 1 NC	270332	1

Features: code 270332 consisting of 2 contacts.



Cup shaped milling cutters in steel for quick drill connection with tungsten carbide gear teeth specific for thermosetting GRP

Hole type	Diameter (mm)	Palazzoli code	Pack Qty
M20	20.5	538410	1
M25	25.5		
M32	32.5		
M40	40.5		



THE TAIS + X-CEE SYSTEM



The X-CEE series is perfectly compatible with the TAIS series. This feature significantly facilitates the integration of Palazzoli's installations with convenience.

Plugs and sockets can be installed:

- in containers in thermosetting GRP, to create multiple configurations to be fixed individually to the wall
- in sloping containers to obtain 65° or 85° devices and reduce overall dimensions
- on plates in thermosetting GRP to be fixed on top of a blind enclosure or a control unit for protection against overcurrent and overvoltage
- in series with TAIS socket-outlets, either as a plug for powering the distribution board or as a socket-outlet for drawing energy
- in combination with domestic sockets, including watertight sockets, for powering industrial and domestic loads.

ULYSSE






ULYSSE

Pre-wired quick-mounting interlocked socket-outlets in thermosetting GRP

ADVANTAGES



Pre-wired sockets and the easy quick fitting system make ULYSSE the quickest to install in the market of heavy-duty interlocked socket-outlets.

With just a few codes you can realize endless installation solutions. Also the 63A socket is perfectly modular which allows to keep the quick installation characteristics and maintain the valuable aesthetic appearance.



Design and expertise create a new kind of operation with semi spherical shape, easy to handle even with gloves on and padlockable in 0 and 1 positions.

The double protection rating IP66 and IP67 guarantees resistance against powerful jets of water (IP66) and protection against accidental immersion (IP67).



For quick and easy installation, scan the QR code.





ULYSSE

Pre-wired quick-mounting interlocked socket-outlets in thermosetting GRP



Body material	Palazzoli Thermosetting GRP
Colour	RAL 5015 Sky blue (cover) RAL 7035 Light grey (base)
Protection rating	IP66/IP67
Impact resistance	IK08
Resistance to abnormal heat and fire	850 °C (insert) 960 °C (enclosure)
Flammability class	V-2 (insert) V-0 (enclosure)
Insulation class	II
Ambient operating temperature	-25°C - +50°C
Ambient storage temperature	-50°C - +80°C
Rated current	16A - 32A - 63A
Operating Voltage	24V - 440V
Insulation voltage	500V
Operating frequency	50/60Hz



DIRECTIVES

2014/30/EU (EMC)
2014/35/EU (LVD)
2011/65/EU (RoHS)
2012/19/EU (WEEE)

PRODUCT STANDARDS

IEC/EN 60309-1
IEC/EN 60309-2
IEC/EN 60309-4
IEC/EN 63000

Rated operating current:			16A	32A	63A
Thermal current I _{th}	A	A	16	32	63
AC-21A	110 V - 440 V	A	16	32	63
AC-22A	110 V - 440 V	A	16	32	63
AC-23A	110V	A	16	32	63
	230V				
	400V				
	440V				
AC-23A	110V	kW	2.4	4.9	9.6
	230V		5.1	10.2	20.1
	400V		8.9	17.7	34.9
	440V		9.8	19.5	38.4
AC-3	110V	kW	2.4	4.9	9.6
	230V		5.1	10.2	20.1
	400V		8.9	17.7	34.9
	440V		9.8	19.5	38.4

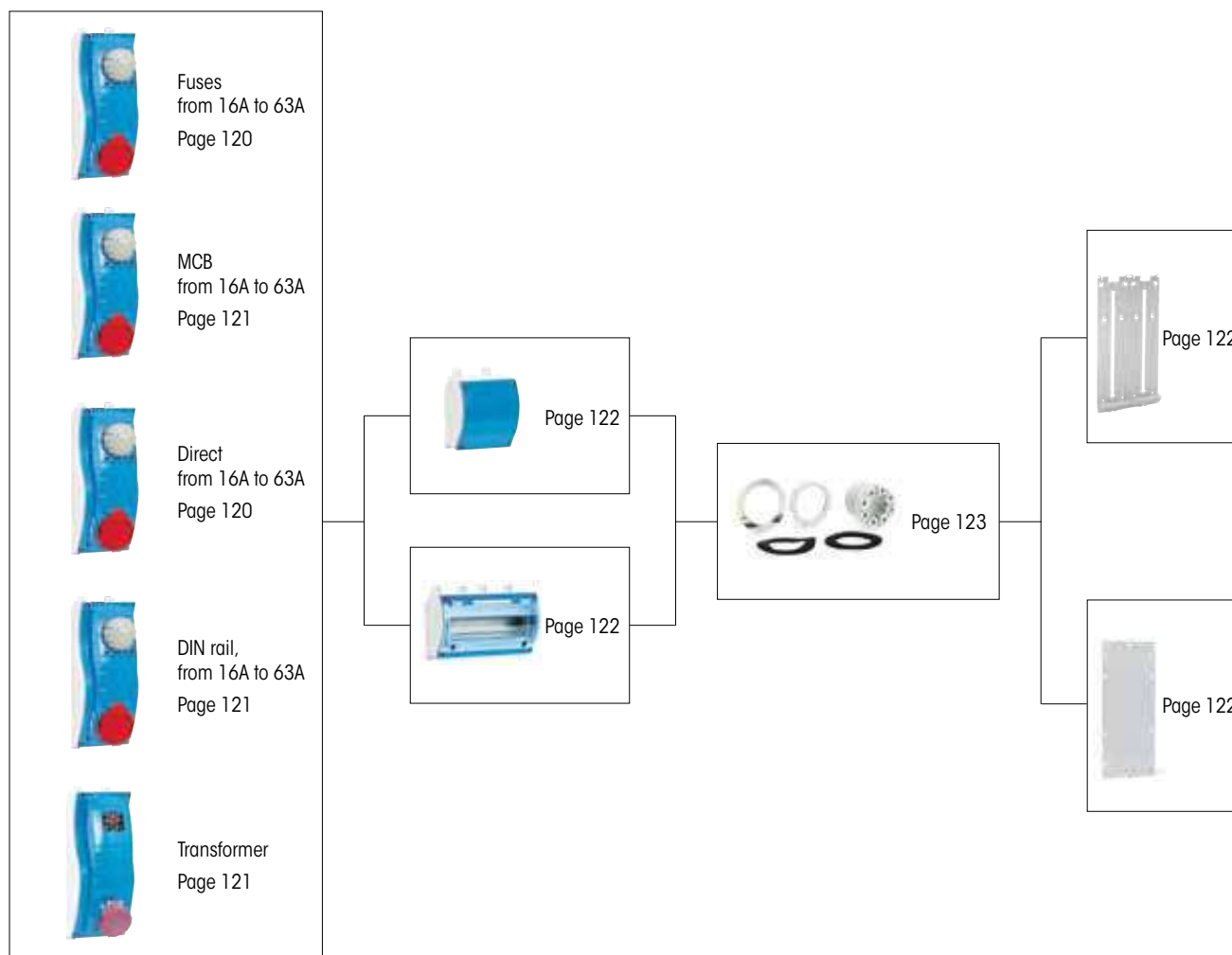
Pre-wiring data:		16A	32A	63A
Cable section	mm ²	2.5	6	10
Cable length	cm	40	40	40



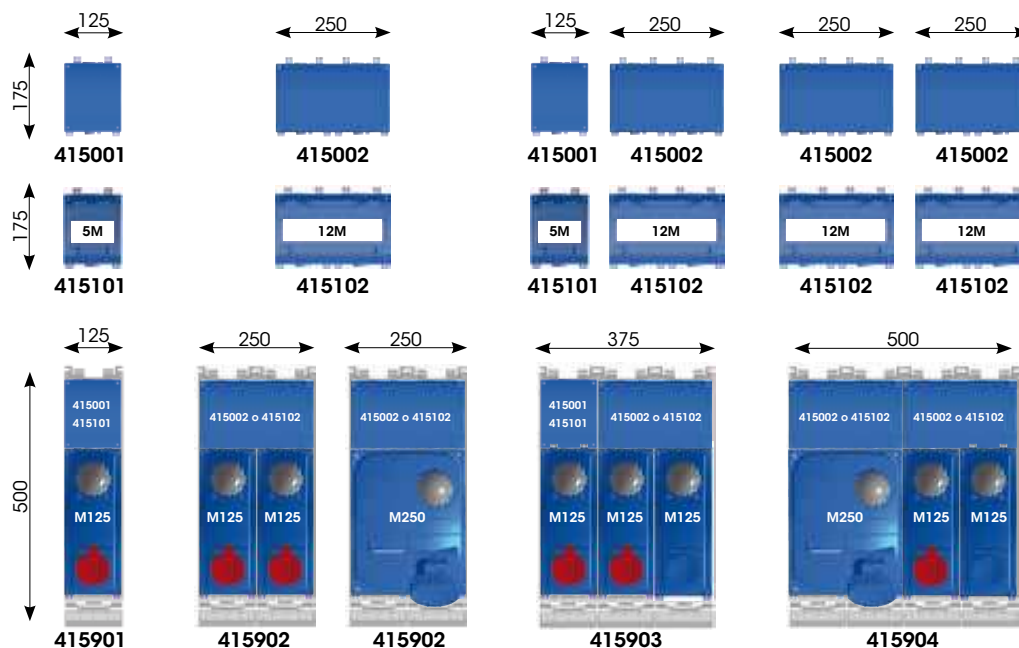
ULYSSE

Pre-wired quick-mounting interlocked socket-outlets in thermosetting GRP

MODULARITY



Examples of combinations





ULYSSE

Pre-wired quick-mounting interlocked socket-outlets in thermosetting GRP

MODULE 125



Wall-mounted interlocked socket-outlets with fuse holder base 50/60Hz IP66/IP67

Rated current (A)	Rated voltage (V)	Voltage colour	Poles	h ref.	Palazzoli code	Pack Qty	
16 entry Pg29	110	Yellow	2P+⊕	4	400124	1	
	110	Yellow	3P+⊕	4	400134	1	
	110	Yellow	3P+N+⊕	4	400144	1	
	230	Blue	2P+⊕	6	400126	1	
	230	Blue	3P+⊕	9	400139	1	
	230	Blue	3P+N+⊕	9	400149	1	
	10,3x38 fuses	400	Red	2P+⊕	9	400129	1
		400	Red	3P+⊕	6	400136	1
		400	Red	3P+N+⊕	6	400146	1
		380/440	Red	3P+⊕	3	400233	1
32 entry Pg29 fuses 14x51	110	Yellow	2P+⊕	4	400224	1	
	110	Yellow	3P+⊕	4	400234	1	
	110	Yellow	3P+N+⊕	4	400244	1	
	230	Blue	2P+⊕	6	400226	1	
	230	Blue	3P+⊕	9	400239	1	
	230	Blue	3P+N+⊕	9	400249	1	
	400	Red	2P+⊕	9	400229	1	
	400	Red	3P+⊕	6	400236	1	
	400	Red	3P+N+⊕	6	400246	1	
	380/440	Red	3P+⊕	3	400233	1	

Equipment included: all the sockets are pre-wired with stripped and numbered cables.
Features: fuses not included. Handle padlockable with 2 padlocks up to 6 mm.

MODULE 250




Wall-mounted interlocked socket-outlets with fuse holder base 50/60Hz IP66/IP67

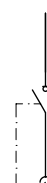
Rated current (A)	Rated voltage (V)	Voltage colour	Poles	h ref.	Palazzoli code	Pack Qty
63 entry 2xPg29 fuses D02	110	Yellow	2P+⊕	4	400324	1
	110	Yellow	3P+⊕	4	400334	1
	110	Yellow	3P+N+⊕	4	400344	1
	230	Blue	2P+⊕	6	400326	1
	230	Blue	3P+⊕	9	400339	1
	230	Blue	3P+N+⊕	9	400349	1
	400	Red	2P+⊕	9	400329	1
	400	Red	3P+⊕	6	400336	1
	400	Red	3P+N+⊕	6	400346	1

Equipment included: all the sockets are pre-wired with stripped and numbered cables.
Features: The 63A socket is perfectly modular with the 16A and 32A versions (it has the same height and double width) and can be installed evenly with the same accessories. Fuses not included. Handle padlockable with 2 padlocks up to 6 mm.

Technical accessories:



MODULE 125

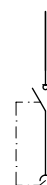


Wall-mounted interlocked socket-outlets 50/60Hz IP66/IP67

Rated current (A)	Rated voltage (V)	Voltage colour	Poles	h ref.	Palazzoli code	Pack Qty
16 entry Pg29	230	Blue	2P+⊕	6	408126	1
	400	Red	3P+⊕	6	408136	1
	400	Red	3P+N+⊕	6	408146	1
32 entry Pg29	230	Blue	2P+⊕	6	408226	1
	400	Red	3P+⊕	6	408236	1
	400	Red	3P+N+⊕	6	408246	1
	380/440	Red	3P+⊕	3	408233	1

Equipment included: all the socket-outlets are pre-wired with stripped and numbered cables.
Features: handle padlockable with 2 padlocks up to 6 mm.

MODULE 250



Wall-mounted interlocked socket-outlets 50/60Hz IP66/IP67

Rated current (A)	Rated voltage (V)	Voltage colour	Poles	h ref.	Palazzoli code	Pack Qty
63 entry 2xPg29	230	Blue	2P+⊕	6	408326	1
	400	Red	3P+⊕	6	408336	1
	400	Red	3P+N+⊕	6	408346	1

Equipment included: all the socket-outlets are pre-wired with stripped and numbered cables.
Features: socket connected directly to the switch. The 63A socket-outlet is perfectly modular with the 16A and 32A versions (it has the same height and double width) and can be installed homogeneously with the same accessories. Padlockable handle with 2 padlocks up to 6 mm.

Technical accessories:

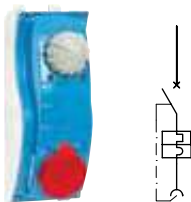




ULYSSE

Pre-wired quick-mounting interlocked socket-outlets in thermosetting GRP

MODULE 125

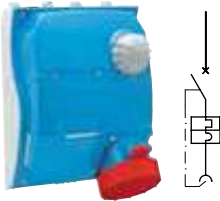


Wall-mounted interlocked socket-outlets with MCB protection 50/60Hz IP66/IP67

Rated current (A)	Rated voltage (V)	Voltage colour	Poles	h ref.	Palazzoli code	Pack Qty
16 entry Pg29	230	Blue	2P+≋	6	403126	1
	400	Red	3P+≋	6	403136	1
switch 4.5kA curve C	400	Red	3P+N+≋	6	403146	1
32 entry Pg29	230	Blue	2P+≋	6	403226	1
	400	Red	3P+≋	6	403236	1
switch 6kA curve C	400	Red	3P+N+≋	6	403246	1

Equipment included: all the sockets are pre-wired with stripped and numbered cables.
Features: handle padlockable with 2 padlocks up to 6 mm.

MODULE 250



Wall-mounted interlocked socket-outlets with MCB protection 50/60Hz IP66/IP67

Rated current (A)	Rated voltage (V)	Voltage colour	Poles	h ref.	Palazzoli code	Pack Qty
63 entry 2xPg29	230	Blue	2P+≋	6	403326	1
	400	Red	3P+≋	6	403336	1
switch 10kA curve C	400	Red	3P+N+≋	6	403346	1

Equipment included: all the socket-outlets are pre-wired with stripped and numbered cables.
Features: The 63A socket is perfectly modular with the 16A and 32A versions (it has the same height and double width) and can be installed evenly with the same accessories. Padlockable handle with 2 padlocks up to 6 mm.

Technical accessories:



MODULE 125



Wall-mounted interlocked socket-outlets with DIN rail 50/60Hz IP66/IP67

Rated current (A)	Rated voltage (V)	Voltage colour	Poles	h ref.	Palazzoli code	Pack Qty
16 entry Pg29	230	Blue	2P+≋	6	406126	1
	400	Red	3P+≋	6	406136	1
4.5 modules	400	Red	3P+N+≋	6	406146	1
32 entry Pg29	230	Blue	2P+≋	6	406226	1
	400	Red	3P+≋	6	406236	1
4.5 modules	400	Red	3P+N+≋	6	406246	1
	380/440	Red	3P+≋	3	406233	1

Equipment included: all the sockets are pre-wired up to the DIN rail.
Features: handle padlockable with 2 padlocks up to 6 mm.

MODULE 250



Wall-mounted interlocked socket-outlets with DIN rail 50/60Hz IP66/IP67

Rated current (A)	Rated voltage (V)	Voltage colour	Poles	h ref.	Palazzoli code	Pack Qty
63 entry 2xPg29	230	Blue	2P+≋	6	406326	1
	400	Red	3P+≋	6	406336	1
6 modules	400	Red	3P+N+≋	6	406346	1

Equipment included: all the sockets are pre-wired up to the DIN rail.
Features: The 63A socket-outlet is perfectly modular with the 16A and 32A versions (it has the same height and double width) and can be installed evenly with the same accessories. Handle padlockable with 2 padlocks up to 6 mm.

Technical accessories:



MODULE 125



Wall-mounted socket-outlet with safety transformer (SELV) 50/60Hz IP66/IP67

Rated current (A)	Rated voltage (V)	Poles	Power (VA)	Palazzoli code	Pack Qty
16 entry Pg29	230/24	2P	150	409873	1

Equipment included: all the sockets are pre-wired with stripped and numbered cables.
Features: transformer with built-in thermal protection, enabled by a plug-activated bipolar microswitch.

Technical accessories:





ULYSSE

Pre-wired quick-mounting interlocked socket-outlets in thermosetting GRP



Boxes in thermosetting GRP with blind cover for composition of socket boards IP66/IP67

Outer dimensions (mm)	No. of upper entries	No. of lower entries	Palazzoli code	Pack Qty
125x175x128		1	415001	1
250x175x128		2	415002	1

Equipment included: coupling fitting, Gaskets for interlocked socket-outlets.
Features: smooth upper and side walls with references for drilling.



Boxes in thermosetting GRP with transparent window for composition of socket boards IP66/IP67

Outer dimensions (mm)	No. of DIN modules	No. of upper entries	No. of lower entries	Palazzoli code	Pack Qty
125x175x128	5		1	415101	1
250x175x128	12		2	415102	1

Equipment included: modular covers, coupling fitting, gaskets for interlocked socket-outlets.

Features: smooth upper and side walls with references for drilling. Padlockable lid.

Technical accessories:



Mounting plates in steel with easy clipping for composition of socket boards

Dimensions (mm)	No. of installable devices		Palazzoli code	Pack Qty
	Mod. 125	Mod. 250		
125x500	1	-	415901	1
250x500	2	1	415902	1
375x500	3	1	415903	1
500x500	4	2	415904	1

Equipment included: small plates for side coupling of plates.



Mounting plates in thermosetting GRP for composition of socket boards

Dimensions (mm)	No. of installable devices		Palazzoli code	Pack Qty
	Mod. 125	Mod. 250		
125x540	1	-	415801	1
250x540	2	1	415802	1

Equipment included: built-in threaded metal dowels, supplied with screws and stainless steel washers for fastening devices.

Technical accessories:



page 111



ULYSSE

Pre-wired quick-mounting interlocked socket-outlets in thermosetting GRP



Kit for coupling boxes
IP66/IP67

Fitting diameter	Mounting hole (mm)	Palazzoli code	Pack Qty
Pg21/29	29	415000	100

Uses: when preparing distribution boards, it allows side coupling of boxes.



Cable glands
in insulating material
with metric pitch, long threading
IP68

Threading	Mounting hole (mm)	Fastening diameter (mm)	Thread length (mm)	Palazzoli code	Pack Qty
M12x1.5	12.5	2.5-6.5	15	581112	100
M16x1.5	16.5	3.5-10	15	581116	50
M20x1.5	20.5	7-14	15	581120	50
M25x1.5	25.5	9-18	15	581125	25
M32x1.5	32.5	14-25	15	581132	20
M40x1.5	40.5	18-32	16	581140	10
M50x1.5	50.5	24-38.5	16	581150	5
M63x1.5	63.5	35-48	16	581163	5



Metric pitch locknuts
in insulating material

Threading	Palazzoli code	Pack Qty
M12x1.5	581212	50
M16x1.5	581216	50
M20x1.5	581220	50
M25x1.5	581225	50
M32x1.5	581232	50
M40x1.5	581240	20
M50x1.5	581250	10
M63x1.5	581263	5

Uses: for fixing cable glands with metric thread on walls with through-holes.



Auxiliary contacts
for switch status signalling

Rated current (A)	Switch type	Contact type	Palazzoli code	Pack Qty
10	16A-125A	1 NC (Late break)	270326	1
		1 NO postponed	270327	1
		1 NC	270330	1
		1 NO	270331	1
		1 NO + 1 NC	270332	1

Features: code 270332 consisting of 2 contacts.



Safety lock with keys

Shackle diameter (mm)	Material	Palazzoli code	Pack Qty
2.75	steel - brass	419000	1

Uses: the padlock prevents the handle from being rotated.



Cup shaped milling cutters in steel
for quick drill connection
with tungsten carbide gear teeth
specific for thermosetting GRP

Hole type	Diameter (mm)	Palazzoli code	Pack Qty
Pg13.5	20	538400	1
Pg16	22		
Pg21	29		
Pg29	38		
Pg36	46	538410	1
M20	20.5		
M25	25.5		
M32	32.5		
M40	40.5		

ALUPRES





ALUPRES

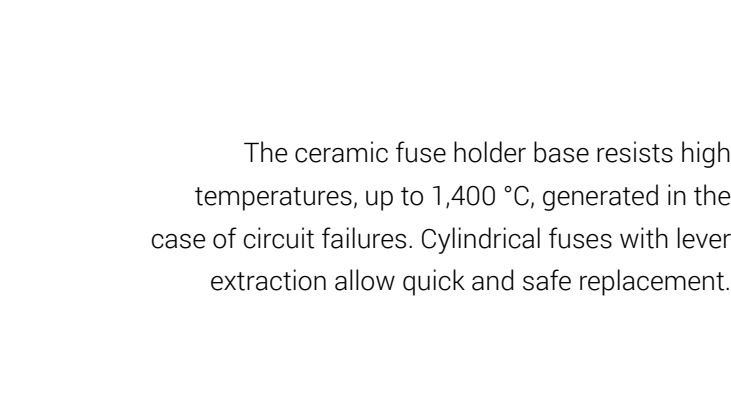
High-resistance marine aluminium interlocked socket-outlets

ADVANTAGES



1

The "heart" of ALUPRES is an isolator switch with the AC3-AC23A category at rated current that allows a safe operation even with highly inductive loads: cutters, drills, pressure washers etc.



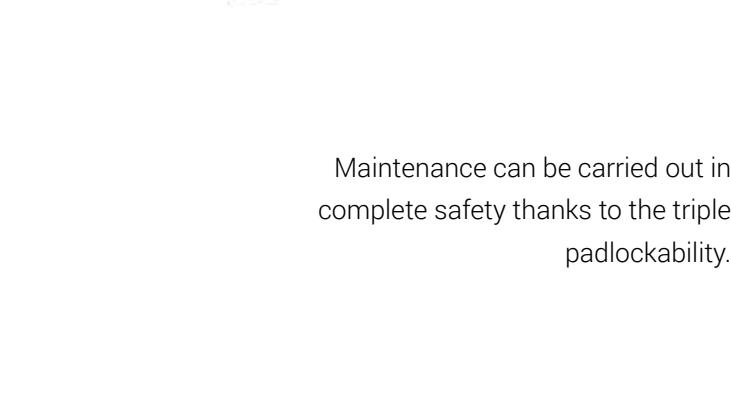
2

The ceramic fuse holder base resists high temperatures, up to 1,400 °C, generated in the case of circuit failures. Cylindrical fuses with lever extraction allow quick and safe replacement.



3

Large side openings and the high position of the DIN rail make wiring quick and convenient.



4

Maintenance can be carried out in complete safety thanks to the triple padlockability.





ALUPRES

High-resistance marine aluminium interlocked socket-outlets



Body material	Marine aluminium alloy
Surface treatment	Fluorozirconate passivation
Surface finish	Non-toxic, hot-polymerised polyester paint
Colour	RAL 5012 Light blue (cover) RAL 7035 Light grey (base)
Protection rating	IP66/IP67
Additional IP rating	IP69
Impact resistance	IK10
Corrosivity category	Equivalent to C3-H / C4-H
Glow Wire Test	960 °C (insert)
Flammability class	V-2 (insert)
Insulation class	I
Ambient operating temperature	-50 °C - +50 °C -50 °C - +70 °C (direct)
Ambient storage temperature	-50 °C - +70 °C
Rated current	16A - 32A - 63A - 125A - 250A
Operating Voltage	24V - 690V
Insulation voltage	690V
Operating frequency	50/60Hz



DIRECTIVES

2014/30/EU (EMC)
2014/35/EU (LVD)
2011/65/EU (RoHS)
2012/19/EU (WEEE)

PRODUCT STANDARDS

IEC/EN 60309-1
IEC/EN 60309-2
IEC/EN 60309-4
IEC/EN 63000

Rated operating current:		16A	32A	63A	125A	250A	
Thermal current I _{th}	A	16	32	63	125	250	
AC-21A	110 V - 690 V	A	16	32	63	125	250
AC-22A	110 V - 690 V	A	16	32	63	125	250
AC-23A	110V	A	16	32	63	-	-
	230V						
	400V						
	500V						
	690V						
AC-23A	110V	kW	2.4	4.9	9.6	-	-
	230V		5.1	10.2	20.1	-	-
	400V		8.9	17.7	34.9	-	-
	500V		11.1	22.2	43.6	-	-
	690V		15.3	30.6	60.2	-	-
AC-3	110V	kW	2.4	4.9	7.6	-	-
	230V		5.1	10.2	15.9	-	-
	400V		8.9	17.7	27.7	-	-
	500V		11.1	22.2	34.6	-	-
	690V		15.3	30.6	47.8	-	-

Wiring data:		16A	32A	63A	125A	250A
Entry cable cross-section	mm ²	1 - 10	6 - 35	16 - 70	35-185	
Tightening torque	Nm	2	3	10		



ALUPRES

High-resistance marine aluminium interlocked socket-outlets

ASSEMBLY INSTRUCTIONS



For quick and easy installation, scan the QR code.

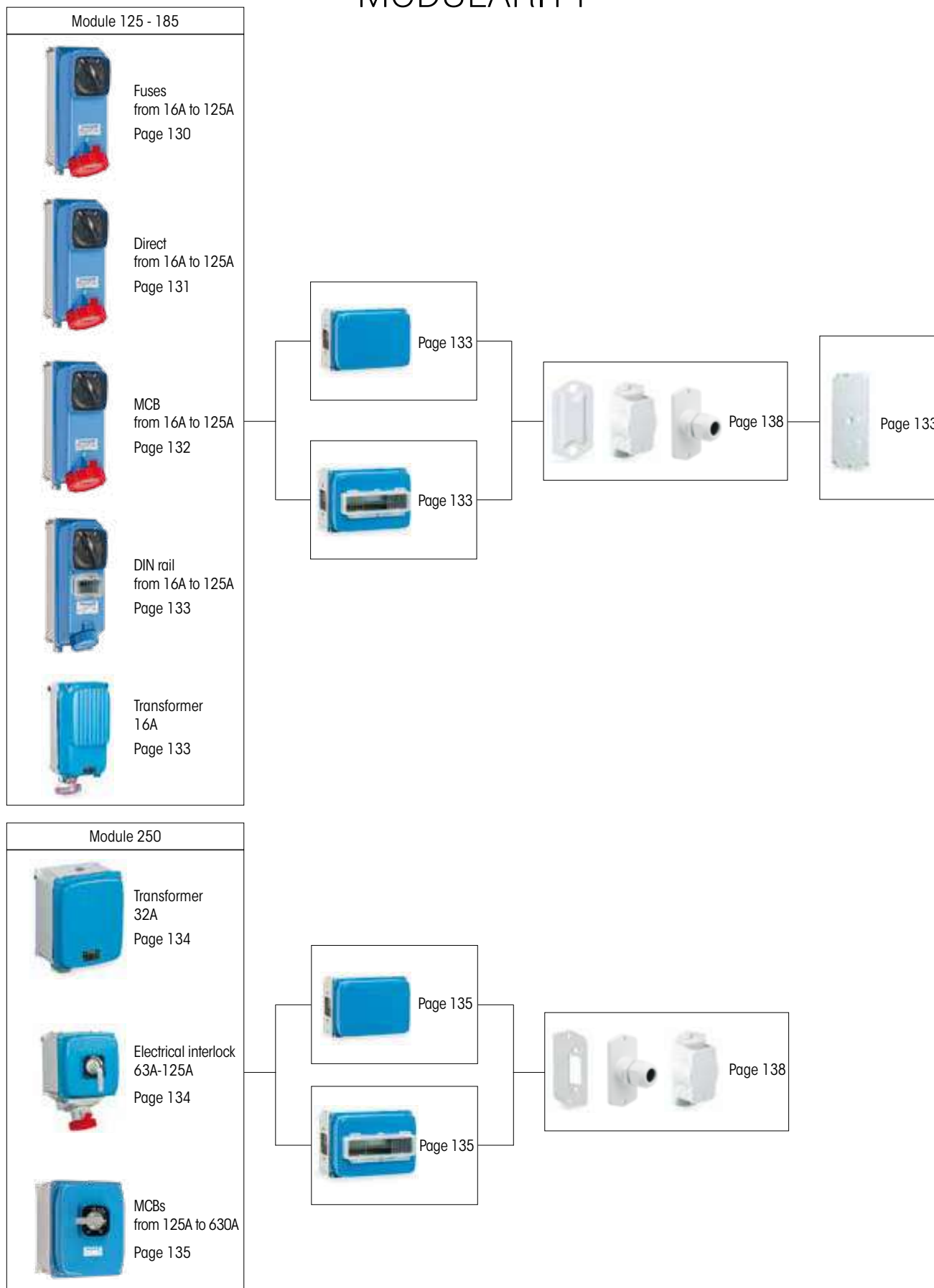




ALUPRES

High-resistance marine aluminium interlocked socket-outlets

MODULARITY





GUIDE TO THE PREPARATION OF DISTRIBUTION BOARDS from 16A to 125A

	Cylindrical fuses
Current	Fuse type
16A	10x38
32A	14x51
63A	22x58
125A	NH00

	Flat closing flange
For windows	Code
F3	540033

				WALL-MOUNTED INTERLOCKED SOCKET-OUTLETS IP66/IP67/IP69				
I	V	No. of poles		M125 entry F1 Direct supply	M185 entry F3 Direct supply	M125 entry F1 Fuses	M185 entry F1 Fuses	M125 entry F1 Transformer 250VA
16A	230	2P+⊕		466126		475126		
	400	3P+⊕		466136		475136		
	400	3P+N+⊕		466146		475146		
32A	230	2P+⊕		460226		472336		
	400	3P+⊕		460236		472446		
	400	3P+N+⊕		460246		472456		
63A	400	3P+⊕		460336		472447		
	400	3P+N+⊕		460346		472457		
125A	400	3P+⊕			460436		472418	
	400	3P+N+⊕			460446		472428	
16A	24	2P 150 VA						471812

Examples of combinations



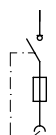
ALUPRES allows to create series up to 630A. The wealth of accessories (back plates, din rails, ceramic terminal blocks, flanges, etc.) offers great versatility in the solutions that can be realised.



ALUPRES

High-resistance marine aluminium interlocked socket-outlets

MODULE 125



Wall-mounted interlocked socket-outlets with fuse holder base IP66/IP67/IP69



MODULE 185




Wall-mounted interlocked socket-outlets with fuse holder base IP66/IP67/IP69



Rated current (A)	Frequency	Rated voltage (V)	Voltage colour	Poles	h ref. (h)	Palazzoli code	Pack Qty	
16	50/60Hz	110	Yellow	2P+⊕	4	475124	1	
	50/60Hz	110	Yellow	3P+⊕	4	475134	1	
	50/60Hz	110	Yellow	3P+N+⊕	4	475144	1	
	50/60Hz	230	Blue	2P+⊕	6	475126	1	
	50/60Hz	230	Blue	3P+⊕	9	475139	1	
	50/60Hz	230	Blue	3P+N+⊕	9	475149	1	
	entry F1	50/60Hz	400	Red	2P+⊕	9	475129	1
	10x38 fuses	50/60Hz	400	Red	3P+⊕	6	475136	1
		50/60Hz	400	Red	3P+N+⊕	6	475146	1
		50/60Hz	500	Black	3P+⊕	7	475137	1
		50/60Hz	500	Black	3P+N+⊕	7	475147	1
		60Hz	440-460	Red	3P+⊕	11	475131	1
		60Hz	440-460	Red	3P+N+⊕	11	475141	1
		DC	>50-250	Grey	2P+⊕	3	475123	1
		50/60Hz	110	Yellow	2P+⊕	4	472236	1
		50/60Hz	110	Yellow	3P+⊕	4	472246	1
50/60Hz		110	Yellow	3P+N+⊕	4	472256	1	
32	50/60Hz	230	Blue	2P+⊕	6	472336	1	
	50/60Hz	230	Blue	3P+⊕	9	472346	1	
	50/60Hz	230	Blue	3P+N+⊕	9	472356	1	
	entry F1	50/60Hz	400	Red	2P+⊕	9	472436	1
	fuses 14x51	50/60Hz	400	Red	3P+⊕	6	472446	1
		50/60Hz	400	Red	3P+N+⊕	6	472456	1
		50/60Hz	500	Black	3P+⊕	7	472546	1
		50/60Hz	500	Black	3P+N+⊕	7	472556	1
		60Hz	440-460	Red	3P+⊕	11	472466	1
		60Hz	440-460	Red	3P+N+⊕	11	472536	1
50/60Hz		380/440	Red	3P+⊕	3	472486	1	
63		50/60Hz	110	Yellow	2P+⊕	4	472237	1
	50/60Hz	110	Yellow	3P+⊕	4	472247	1	
	50/60Hz	110	Yellow	3P+N+⊕	4	472257	1	
	50/60Hz	230	Blue	2P+⊕	6	472337	1	
	50/60Hz	230	Blue	3P+⊕	9	472347	1	
	50/60Hz	230	Blue	3P+N+⊕	9	472357	1	
	entry F1	50/60Hz	400	Red	2P+⊕	9	472437	1
	fuses 22x58	50/60Hz	400	Red	3P+⊕	6	472447	1
		50/60Hz	400	Red	3P+N+⊕	6	472457	1
		50/60Hz	500	Black	3P+⊕	7	472547	1
50/60Hz		500	Black	3P+N+⊕	7	472557	1	
60Hz		440-460	Red	3P+⊕	11	472387	1	
60Hz		440-460	Red	3P+N+⊕	11	472397	1	
DC	>50-250	Grey	2P+⊕	3	472377	1		

Features: handle padlockable with 3 padlocks up to 8 mm. Fuses not included. Internal and external earth connection.

Technical accessories:



Rated current (A)	Frequency	Rated voltage (V)	Voltage colour	Poles	h ref. (h)	Palazzoli code	Pack Qty	
125	50/60Hz	110	Yellow	3P+⊕	4	472248	1	
	50/60Hz	110	Yellow	3P+N+⊕	4	472258	1	
	50/60Hz	230	Blue	3P+⊕	9	472348	1	
	50/60Hz	230	Blue	3P+N+⊕	9	472358	1	
	entry F3	50/60Hz	400	Red	3P+⊕	6	472418	1
	fuses NH00	50/60Hz	400	Red	3P+N+⊕	6	472428	1
		50/60Hz	500	Black	3P+⊕	7	472518	1
		50/60Hz	500	Black	3P+N+⊕	7	472528	1
		60Hz	440-460	Red	3P+⊕	11	472388	1
		60Hz	440-460	Red	3P+N+⊕	11	472398	1

Features: handle padlockable with 2 padlocks up to 6 mm. Fuses not included. Internal and external earth connection.

Technical accessories:

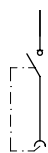




ALUPRES

Interlocked socket-outlets in high-resistance marine aluminium

MODULE 125




Wall-mounted interlocked socket-outlets IP66/IP67/IP69



Rated current (A)	Frequency	Rated voltage (V)	Voltage colour	Poles	h ref. (h)	Palazzoli code	Pack Qty	
16 entry F1	50/60Hz	110	Yellow	2P+⊕	4	466124	1	
	50/60Hz	110	Yellow	3P+⊕	4	466134	1	
	50/60Hz	110	Yellow	3P+N+⊕	4	466144	1	
	50/60Hz	230	Blue	2P+⊕	6	466126	1	
	50/60Hz	230	Blue	3P+⊕	9	466139	1	
	50/60Hz	230	Blue	3P+N+⊕	9	466149	1	
	50/60Hz	400	Red	2P+⊕	9	466129	1	
	50/60Hz	400	Red	3P+⊕	6	466136	1	
	50/60Hz	400	Red	3P+N+⊕	6	466146	1	
	50/60Hz	500	Black	3P+⊕	7	466137	1	
	50/60Hz	500	Black	3P+N+⊕	7	466147	1	
	60Hz	440-460	Red	3P+⊕	11	466131	1	
	60Hz	440-460	Red	3P+N+⊕	11	466141	1	
	DC	>50-250	Grey	2P+⊕	3	466123	1	
	32 entry F1	50/60Hz	110	Yellow	2P+⊕	4	460224	1
		50/60Hz	110	Yellow	3P+⊕	4	460234	1
50/60Hz		110	Yellow	3P+N+⊕	4	460244	1	
50/60Hz		230	Blue	2P+⊕	6	460226	1	
50/60Hz		230	Blue	3P+⊕	9	460239	1	
50/60Hz		230	Blue	3P+N+⊕	9	460249	1	
50/60Hz		400	Red	2P+⊕	9	460229	1	
50/60Hz		400	Red	3P+⊕	6	460236	1	
50/60Hz		400	Red	3P+N+⊕	6	460246	1	
50/60Hz		500	Black	3P+⊕	7	460237	1	
50/60Hz		500	Black	3P+N+⊕	7	460247	1	
60Hz		440-460	Red	3P+⊕	11	460231	1	
60Hz		440-460	Red	3P+N+⊕	11	460241	1	
50/60Hz		380/440	Red	3P+⊕	3	460233	1	
63 entry F1		50/60Hz	110	Yellow	2P+⊕	4	460324	1
		50/60Hz	110	Yellow	3P+⊕	4	460334	1
	50/60Hz	110	Yellow	3P+N+⊕	4	460344	1	
	50/60Hz	230	Blue	2P+⊕	6	460326	1	
	50/60Hz	230	Blue	3P+⊕	9	460339	1	
	50/60Hz	230	Blue	3P+N+⊕	9	460349	1	
	50/60Hz	400	Red	2P+⊕	9	460329	1	
	50/60Hz	400	Red	3P+⊕	6	460336	1	
	50/60Hz	400	Red	3P+N+⊕	6	460346	1	
	50/60Hz	500	Black	3P+⊕	7	460337	1	
	50/60Hz	500	Black	3P+N+⊕	7	460347	1	
	60Hz	440-460	Red	3P+⊕	11	460331	1	
	60Hz	440-460	Red	3P+N+⊕	11	460341	1	
	DC	>50-250	Grey	2P+⊕	3	460333	1	

Features: handle padlockable with 3 padlocks up to 8 mm. Internal and external earth connection.

Technical accessories:



MODULE 185



Wall-mounted interlocked socket-outlets IP66/IP67/IP69



Rated current (A)	Frequency	Rated voltage (V)	Voltage colour	Poles	h ref. (h)	Palazzoli code	Pack Qty
125 entry F3	50/60Hz	110	Yellow	3P+⊕	4	460434	1
	50/60Hz	110	Yellow	3P+N+⊕	4	460444	1
	50/60Hz	230	Blue	3P+⊕	9	460439	1
	50/60Hz	230	Blue	3P+N+⊕	9	460449	1
	50/60Hz	400	Red	3P+⊕	6	460436	1
	50/60Hz	400	Red	3P+N+⊕	6	460446	1
	50/60Hz	500	Black	3P+⊕	7	460437	1
	50/60Hz	500	Black	3P+N+⊕	7	460447	1
	60Hz	440-460	Red	3P+⊕	11	460431	1
	60Hz	440-460	Red	3P+N+⊕	11	460441	1

Features: handle padlockable with 2 padlocks up to 6 mm. Internal and external earth connection.

Technical accessories:

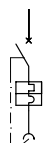




ALUPRES

Interlocked socket-outlets in high-resistance marine aluminium

MODULE 125




Wall-mounted interlocked socket-outlets with MCB protection IP66/IP67/IP69



Rated current (A)	Frequency	Rated voltage (V)	Voltage colour	Poles	h ref.	Palazzoli code	Pack Qty
16 entry F1 switch 4.5kA curve C	50/60Hz	110	Yellow	2P+⊕	4	474633	1
	50/60Hz	110	Yellow	3P+⊕	4	474643	1
	50/60Hz	110	Yellow	3P+N+⊕	4	474653	1
	50/60Hz	230	Blue	2P+⊕	6	474733	1
	50/60Hz	230	Blue	3P+⊕	9	474743	1
	50/60Hz	230	Blue	3P+N+⊕	9	474753	1
	50/60Hz	400	Red	2P+⊕	9	474833	1
	50/60Hz	400	Red	3P+⊕	6	474843	1
	50/60Hz	400	Red	3P+N+⊕	6	474853	1
	60Hz	440-460	Red	3P+⊕	11	474863	1
60Hz	440-460	Red	3P+N+⊕	11	474133	1	
32 entry F1 switch 6kA curve C	50/60Hz	110	Yellow	2P+⊕	4	474236	1
	50/60Hz	110	Yellow	3P+⊕	4	474246	1
	50/60Hz	110	Yellow	3P+N+⊕	4	474256	1
	50/60Hz	230	Blue	2P+⊕	6	474336	1
	50/60Hz	230	Blue	3P+⊕	9	474346	1
	50/60Hz	230	Blue	3P+N+⊕	9	474356	1
	50/60Hz	400	Red	2P+⊕	9	474436	1
	50/60Hz	400	Red	3P+⊕	6	474446	1
	50/60Hz	400	Red	3P+N+⊕	6	474456	1
	60Hz	440-460	Red	3P+⊕	11	474466	1
60Hz	440-460	Red	3P+N+⊕	11	474536	1	
63 entry F1 switch 10kA curve C	50/60Hz	380/440	Red	3P+⊕	3	474486	1
	50/60Hz	380-440	Red	3P+N+⊕	3	474586	1
	50/60Hz	110	Yellow	2P+⊕	4	474237	1
	50/60Hz	110	Yellow	3P+⊕	4	474247	1
	50/60Hz	110	Yellow	3P+N+⊕	4	474257	1
	50/60Hz	230	Blue	2P+⊕	6	474337	1
	50/60Hz	230	Blue	3P+⊕	9	474347	1
	50/60Hz	230	Blue	3P+N+⊕	9	474357	1
	50/60Hz	400	Red	2P+⊕	9	474437	1
	50/60Hz	400	Red	3P+⊕	6	474447	1
50/60Hz	400	Red	3P+N+⊕	6	474457	1	
60Hz	440-460	Red	3P+⊕	11	474387	1	
60Hz	440-460	Red	3P+N+⊕	11	474397	1	

Features: handle padlockable with 3 padlocks up to 8 mm. Voltage presence indicator. Internal and external earth connection.

Technical accessories:



MODULE 125-185 (125A)




Wall-mounted interlocked socket-outlets with DIN rail IP66/IP67/IP69



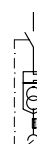
Rated current (A)	Frequency	Rated voltage (V)	Voltage colour	Poles	h ref.	Palazzoli code	Pack Qty
16 entry F1 4 modules	50/60Hz	230	Blue	2P+⊕	6	472623	1
	50/60Hz	400	Red	3P+⊕	6	472733	1
	50/60Hz	400	Red	3P+N+⊕	6	472843	1
32 entry F1 4 modules	50/60Hz	230	Blue	2P+⊕	6	472624	1
	50/60Hz	400	Red	3P+⊕	6	472734	1
	50/60Hz	400	Red	3P+N+⊕	6	472844	1
63 entry F1 4 modules	50/60Hz	380/440	Red	3P+⊕	3	472735	1
	50/60Hz	230	Blue	2P+⊕	6	472027	1
	50/60Hz	400	Red	3P+⊕	6	472137	1
125 entry F3 6.5 modules	50/60Hz	400	Red	3P+N+⊕	6	472647	1
	50/60Hz	400	Red	3P+⊕	6	472648	1
50/60Hz	400	Red	3P+N+⊕	6	472649	1	

Equipment included: all sockets are pre-wired up to the DIN rail.
Features: handle padlockable with 3 padlocks up to 8 mm. 125A padlockable with 2 padlocks up to 6 mm. Padlockable lid with tamper-proof screw. Internal and external earth connection.

Technical accessories:



MODULE 125




Wall-mounted socket-outlets with safety transformer 50/60Hz IP66/IP67/IP69

Rated current (A)	Rated voltage (V)	Poles	Power (VA)	Palazzoli code	Pack Qty
16 entry F1	230/24	2P	250	471812	1
	400/24	2P	250	471832	1

Features: continuous class II duty safety transformer enabled by the plug by means of microswitch. Internal and external earth connection.

Technical accessories:





ALUPRES

Interlocked socket-outlets in high-resistance marine aluminium



High-capacity watertight boxes with blind cover in marine aluminium IP66/IP67/IP69

Outer dimensions (mm)	Window type	Max. number of installable socket-outlets		Palazzoli code	Pack Qty
		Mod.125	Mod.185		
125x185		1	-	511201	1
185x185		-	1	511203	1
250x185		2	-	511202	1

Features: boxes prepared for the installation of saddle terminal blocks and DIN rails.



High-capacity watertight boxes with transparent door in marine aluminium IP66/IP67/IP69

Outer dimensions (mm)	Window type	Max. number of installable socket-outlets		No. of DIN modules	Palazzoli code	Pack Qty
		Mod.125	Mod.185			
125x185		1	-	4	511301	1
185x185		-	1	7.5	511303	1
250x185		2	-	11	511302	1

Features: padlockable lid and with tamper-proof screw.

Technical accessories:



page 138

page 101



Branch terminal blocks in ceramic with saddle terminals 500V

Dimensions (mm)	No. of poles per section	Palazzoli code	Pack Qty
70x101	4x16 mm ²	159040	10
78x101	3x25 mm ²	159032	1
92x128	4x25 mm ²	159042	5
86x128	3x35 mm ²	159033	5
102x150	4x35 mm ²	159043	1
100x150	3x70 mm ²	159034	1



DIN rails for high-capacity boxes

For box dimensions	Guide useful length (mm)	Fixing at the bottom of the box	Palazzoli code	Pack Qty
125x185	60	illumination	521009	1
185x185	125	horizontal / diagonal	521012	1
250x185	170	illumination	521014	1

Equipment included: screws for fixing to the box seats.
Notes: code 521012 can be fixed diagonally in all boxes.



Steel back plates for high-capacity boxes

For box dimensions	Plate dimensions (mm)	Palazzoli code	Pack Qty
125x185	83x145	532700	1
185x185	160x140	532701	1
250x185	208x145	532702	1

Uses: for fastening terminal blocks or non-modular devices.



Painted steel mounting plates for high-capacity distribution boards

Dimensions (mm)	No. of installable devices	Installable device module	Palazzoli code	Pack Qty
125x620	1	125	511801	1
250x620	2		511802	1
376x620	3		511803	1
500x620	4		511804	1
185x770	1		185	511805

Equipment included: designed with threaded holes and including stainless steel screws for fixing the devices.



Pair of plates complete with screws for the coupling of plates

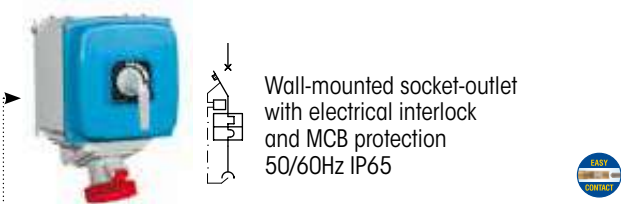
For mounting plate code	Palazzoli code	Pack Qty
511801, 511802, 511803, 511804, 511805, 532826	532895	1



ALUPRES

Interlocked socket-outlets in high-resistance marine aluminium

MODULE 250



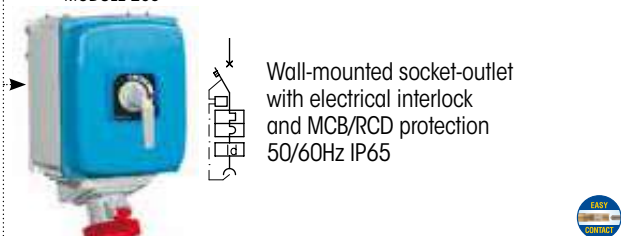
Wall-mounted socket-outlet with electrical interlock and MCB protection 50/60Hz IP65



Rated current (A)	Rated voltage (V)	Voltage colour	Poles	h ref.	Palazzoli code	Pack Qty
63 entry F5	400	●	3P+≋	6	475336	1
	400	●	3P+N+≋	6	475346	1
	500	●	3P+≋	7	475337	1
	500	●	3P+N+≋	7	475347	1
125 entry F5	400	●	3P+≋	6	475436	1
	400	●	3P+N+≋	6	475446	1
	500	●	3P+≋	7	475437	1
500	●	3P+N+≋	7	475447	1	

Features: complete with pilot contact used for the electrical interlock. Handle padlockable in the "0" position with 2 padlocks up to 4.5 mm.

MODULE 250



Wall-mounted socket-outlet with electrical interlock and MCB/RCD protection 50/60Hz IP65



Rated current (A)	Rated voltage (V)	Voltage colour	Poles	h ref.	Palazzoli code	Pack Qty
63 entry F5	400	●	3P+≋	6	473336	1
	400	●	3P+N+≋	6	473346	1
	500	●	3P+≋	7	473337	1
	500	●	3P+N+≋	7	473347	1
125 entry F5	400	●	3P+≋	6	473436	1
	400	●	3P+N+≋	6	473446	1
	500	●	3P+≋	7	473437	1
500	●	3P+N+≋	7	473447	1	

Features: complete with pilot contact used for the electrical interlock. Handle padlockable in the "0" position with 2 padlocks up to 4.5 mm.

Technical accessories:



FEATURES OF THE ELECTRICALLY INTERLOCKED SOCKET PROTECTION

MCB	
Rated impulse seal voltage Ui	800V
Rated impulse-withstand voltage Uimp	8kV
Breaking capacity Icu (500V)	8kA
Mechanical duration	25000 operations
Electrical duration	8000 operations
Overload protection regulation	0.7-1 x In
Short-circuit protection	10 x Neutral protection
50%	
RCD	
Protection type	A - AC
Operating voltage	85-690V
Operating frequency	45-66Hz
Failure frequency	50-60Hz
Trip threshold setting	0.03A - 0.1A - 0.3A - 0.5A - 1A - 3A
Intervention time	instantaneous
Absorbed power	<5W 690Vac

MODULE 250



Wall-mounted socket-outlets with safety transformer 50/60Hz IP66/IP67/IP69

Rated current (A)	Rated voltage (V)	Poles	Power (VA)	Palazzoli code	Pack Qty
32 M25 entry	230/48	2P	720	471818	1
	400/48	2P	720	471838	1

Equipment included: cable gland and screwcaps M25.
Features: class II continuous duty safety transformer activated by a plug microswitch. Socket-outlet prepared for coupling with F4 window.

Technical accessories:



MODULE 250



Marine aluminium windowed boxes for 1 main switch IP65

Outer dimensions (mm)	Window type	Palazzoli code	Pack Qty
252x315x261		274401	1

Equipment included: 210x235 mm back plate.

Technical accessories:



page 135



Steel windowed boxes for 1 main switch IP65

Outer dimensions (mm)	Window type	Palazzoli code	Pack Qty
400x600x318		274402	1

Equipment included: 540x340 mm back plate.
Note: Painted galvanised steel boxes with F3 side entries and blind top wall.

Technical accessories:



page 133-135



ALUPRES

Interlocked socket-outlets in high-resistance marine aluminium

MODULE 250



Marine aluminium MCBs with windowed entries IP65

Rated current (A)	Poles	Icu (kA)	Palazzoli code	Pack Qty
125 entry F4	4P	18	274412	1
160 entry F4	4P	18	274416	1
250 entry F4	4P	36	274425	1

Features: handle padlockable in the "0" position with 2 padlocks up to 4.5 mm.

Technical accessories:



Steel MCBs with windowed entries IP65

Rated current (A)	Poles	Icu (kA)	Window type	Palazzoli code	Pack Qty
400 entry 2xF3	4P	36		274440	1
630 entry 2xF3	4P	36		274463	1

Features: handle padlockable in the "0" position with 2 padlocks up to 4.5 mm.

Note: Painted galvanised steel boxes with F3 side entries and blind top wall.

Technical accessories:



MODULE 250



High-capacity boxes with blind cover in marine aluminium IP66/IP67/IP69

Outer dimensions (mm)	Window type	Max. number of installable socket-outlets Mod. 250	Palazzoli code	Pack Qty
250x185		1	511204	1

Features: boxes prepared for the installation of saddle terminal blocks and DIN rails.

Technical accessories:



MODULE 250



High-capacity boxes with transparent door in marine aluminium IP66/IP67/IP69


Outer dimensions (mm)	Window type	Max. number of installable socket-outlets Mod. 250	No. of DIN modules	Palazzoli code	Pack Qty
250x185		1	11	511304	1

Features: padlockable lid with tamper-proof screw.

Technical accessories:



Examples of combinations



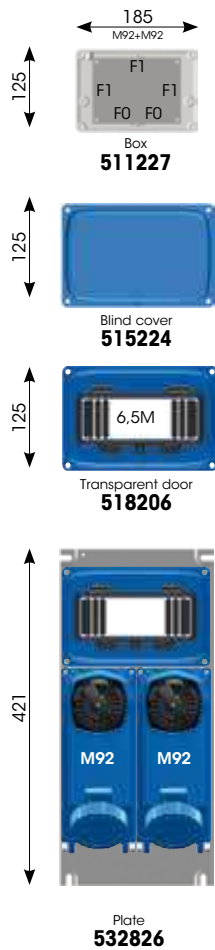
Distribution board consisting of a MCB and interlocked socket-outlets

FEATURES OF THE MCB PROTECTION OF WALL-MOUNTED SWITCHES

Feature	125-160A	250A	400A	630A
Rated insulation voltage Ui	800V	800V	1,000V	1,000V
Rated impulse-withstand voltage Uimp	8kV	8kV	8kV	8kV
Breaking capacity Icu (415 V)	18kA	36kA	36kA	36kA
Breaking capacity Icu (500 V)	8kA	20kA	25kA	25kA
Mechanical life in cycles	25,000	25,000	2,000	20,000
Electrical life at 415 V in cycles	8,000	8,000	7,000	5,000
Overload protection regulation x In	0.7-1	0.7-1	0.4-1	0.4-1
Short-circuit protection	10 x In	10 x In	10 x In	10 x In
Neutral protection	50%	50%	50-100%	50-100%

Guide to the preparation of compact 16A distribution boards

Compositions



The socket-outlets with 16A fuses
of the compact system are
only 9 cm wide.

It is therefore possible
to install boards
with 2 socket-outlets
on 20 cm columns.

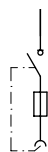




ALUPRES

Interlocked socket-outlets in high-resistance marine aluminium

MODULE 92



Wall-mounted compact interlocked socket-outlets with fuse holder base 50/60Hz IP66/IP67/IP69

Rated current (A)	Rated voltage (V)	Voltage colour	Poles	h ref.	Palazzoli code	Pack Qty
16 entry F0 fuses E16 NDZ	110	Yellow	2P+⊕	4	472233	1
	110	Yellow	3P+⊕	4	472243	1
	110	Yellow	3P+N+⊕	4	472253	1
	230	Blue	2P+⊕	6	472333	1
	230	Blue	3P+⊕	9	472343	1
	230	Blue	3P+N+⊕	9	472353	1
	400	Red	2P+⊕	9	472433	1
	400	Red	3P+⊕	6	472443	1
	400	Red	3P+N+⊕	6	472453	1

Features: handle padlockable with 3 padlocks up to 8 mm. Fuses not included.

MODULE 92



Wall-mounted compact interlocked socket-outlets 50/60Hz IP66/IP67/IP69

Rated current (A)	Rated voltage (V)	Voltage colour	Poles	h ref.	Palazzoli code	Pack Qty
16 entry F0	230	Blue	2P+⊕	6	460126	1
	400	Red	3P+⊕	6	460136	1
	400	Red	3P+N+⊕	6	460146	1

Features: handle padlockable with 3 padlocks up to 8 mm.

Technical accessories:



page 60

page 138

page 123



Painted steel mounting plate for compact distribution boards

Dimensions (mm)	No. of installable devices	Installable device module	Palazzoli code	Pack Qty
185x421	2	2x92	532826	1

Equipment included: designed with threaded holes and includes stainless steel screws for fastening devices.



Compact box in aluminium alloy with windowed walls IP67

Outer dimensions (mm)	Window type	Installable sockets	Palazzoli code	Pack Qty
185x125x63		92 + 92	511227	1

Equipment included: free windows with gaskets in non-ageing elastomer and screws for applying accessories or for coupling with other boxes. Internal and external earth screws. Box without back plate.

Note: the box shown in the table refers to the one used in compositions of compact socket boards.

Technical accessories:



page 138



High blind cover for compact box IP67

For box with dimensions (mm)	Cover height (mm)	Palazzoli code	Pack Qty
185x125	50	515224	1

Equipment included: complete with non-ageing gasket and captive stainless steel fixing screws.



Cover with transparent window and DIN rail for compact box IP67

For box with dimensions (mm)	No. of DIN modules	Cover height (mm)	Lid height (mm)	Palazzoli code	Pack Qty
185x125	6.5	50	30	518206	1

Equipment included: complete with non-ageing gasket and captive stainless steel fixing screws. **Features:** when fitted in the box they allow the installation of modular devices. Padlockable lid and with tamper-proof screw.



ALUPRES

Interlocked socket-outlets in high-resistance marine aluminium



Blind flanges flat
in steel for windowed walls
IP66/IP67/IP69

For windows	Projection (mm)	Palazzoli code	Pack Qty
F0	2.5	540090	5
F1	5.5	540091	5
F3	6	540033	2
F4	6	540034	2
F5	7	540035	2

Uses: they close unused windows. They can be drilled for cable gland installation.



Closing flanges, raised,
in aluminium alloy
for windowed walls
IP66/IP67/IP69

For windows	Projection (mm)	Palazzoli code	Pack Qty
F1	32	540061	1
F3	50	540063	1
F4	50	540064	1
F5	80	540065	1

Uses: they close unused windows. They facilitate the wiring as they increase the internal volume of the enclosure.



Flanges in aluminium alloy with cable gland for windowed walls
IP66/IP67/IP69

For windows	Threading type	Tightening diameter (mm)	Palazzoli code	Pack Qty
F0	M25	9-18	541050	1
F1	M25	9-18	541055	1
F1	M32	14-25	540180	1
F3	M40	18-32	540190	1
F4	M40	18-32	540193	1
F5	M50	24-39	540195	1



90° angled one way junction box
in aluminium alloy for windowed walls
IP30


For windows	Projection (mm)	Internal hole ø (mm)	Palazzoli code	Pack Qty
F1	53	32	545081	1
F3	83	54	545083	1

Uses: suitable for entry with unthreaded pipes or cables.

Note: The IP rating depends on the positioning of the junction boxes with respect to the water source and on the installation measures taken.



Reducers
in steel for windows
IP67

Shape	Reducer type for window	Reducer type for window	Thickness (mm)	Palazzoli code	Pack Qty
	F5	F4	5	547054	1

Uses: boxes and socket-outlets can be interfaced with different windows.



Cable glands in nickel-plated brass
with metric threading
IP68

Threading	Mounting hole (mm)	Tightening diameter (mm)	Thread length (mm)	Palazzoli code	Pack Qty
M12x1,5	12.5	2.5-6.5	6.5	582012	100
M16x1,5	16.5	4-9.5	7	582016	50
M20x1,5	20.5	7-13	8	582020	50
M25x1,5	25.5	8-16	8	582025	25
M32x1,5	32.5	11-21	9	582032	20
M40x1,5	40.5	15-27	9	582041	10
M50x1,5	50.5	22-35	10	582050	5



ALUPRES

Interlocked socket-outlets in high-resistance marine aluminium

Body material	Marine aluminium alloy
Surface treatment	Fluorozirconate passivation
Surface finish	Non-toxic, hot-polymerised polyester paint
Colour	RAL 5015 Sky blue (cover) RAL 7035 Light grey (base)
Protection rating	IP55
Impact resistance	IK10
Corrosivity category	Equivalent to C3-H / C4-H
Resistance to abnormal heat and fire	960 °C (insert)
Insulation class	I
Ambient operating temperature	-50 °C - +50 °C
Ambient storage temperature	-50 °C - +70 °C
Rated current	250A
Operating Voltage	500V
Insulation voltage	500V
Operating frequency	50/60Hz



DIRECTIVES

2014/35/EU (LVD)
2011/65/EU (RoHS)
2012/19/EU (WEEE)

PRODUCT STANDARDS

IEC/EN 60309-1
IEC/EN 60309-4
IEC/EN 63000

Wiring data:		250A
Entry cable cross-section	mm ²	35 - 185
Tightening torque	Nm	10

MODULE 315




Wall-mounted interlocked socket-outlet with aligned poles with fuse holder base
50/60Hz IP55

Rated current (A)	Rated voltage (V)	Poles	Palazzoli code	Pack Qty
250 entry F5 fuses ACR GR1	500 max	3P+≐	422039	1

Equipment included: gaskets and screws for fixing the accessories. Earth screws inside and outside the box.

Features: padlockable handle. Fuses not included.

Technical accessories:



page 138

page 165



Wall-mounted fixed socket-outlet with aligned poles
50/60Hz IP55

Rated current (A)	Rated voltage (V)	Poles	Window type	Palazzoli code	Pack Qty
250	500	3P+≐	F5	421029	1

Technical accessories:



page 165



Straight mobile plug with aligned poles
50/60Hz IP55

Rated current (A)	Rated voltage (V)	Poles	Palazzoli code	Pack Qty
250	500	3P+≐	427019	1



ALUMAX

Socket-outlets with electrical interlock in steel for high amperages

Body material	Aluminium alloy (plugs) Steel (socket-outlet)
Surface treatment	Galvanising
Surface finish	Hot-polymerised non-toxic polyester
Colour	RAL5015 Sky blue (front) RAL 7035 Light grey (box)
Protection rating	IP67 (plugs) IP65 (protected wall-mounted sockets)
Impact resistance	IK10
Insulation class	I
Ambient operating temperature	-30 °C - +60 °C
Ambient storage temperature	-50 °C - +70 °C
Rated current	250A - 320A - 400A
Operating Voltage	Up to 500 V
Insulation voltage	800 V - 1000 V
Operating frequency	50/60Hz
Pilot contacts	2
Pilot contacts clamping section	2.5 mm ²



DIRECTIVES

2014/30/EU (EMC)
2014/35/EU (LVD)
2011/65/EU (RoHS)
2012/19/EU (WEEE)

PRODUCT STANDARDS

IEC/EN 61439-1
IEC/EN 61439-2
IEC/EN 60947-2
IEC/EN 63000

Cable features:

Rated current (A)	Poles	Entry cable diameter (mm)	Entry cable cross-section (mm ²)
250	3P+≐	21 - 42	50 - 70
	3P+N+≐		
320	3P+≐	38 - 62	120
	3P+N+≐		
400	3P+≐	38 - 62	150
	3P+N+≐		



Wall-mounted 250A socket-outlet with electrical interlock and MCB protection 50/60Hz IP65

Rated current (A)	Rated voltage (V)	Poles	No. of pilot contacts (mm ²)	Palazzoli code	Pack Qty
250	400	3P+≐	2x10	480530	1
		3P+N+≐	2x6	480550	1
	500	3P+≐	2x10	480531	1
		3P+N+≐	2x6	480551	1

Features: handle padlockable on "0" with 2 padlocks up to 4.5 mm.



Wall-mounted 320A - 400A socket-outlet with electrical interlock and MCB protection 50/60Hz IP65

Rated current (A)	Rated voltage (V)	Poles	No. of pilot contacts (mm ²)	Palazzoli code	Pack Qty
320	400	3P+N+≐	2x6	480650	1
	500	3P+N+≐	2x6	480651	1
400	400	3P+N+≐	2x6	480750	1
	500	3P+N+≐	2x6	480751	1

Features: handle padlockable on "0" with 2 padlocks up to 4.5 mm.



Straight mobile plugs in aluminium alloy 50/60Hz IP67

Rated current (A)	Poles	No. of pilot contacts (mm ²)	Palazzoli code	Pack Qty
250	3P+≐	2x10	750530	1
	3P+N+≐	2x6	750550	1
320	3P+N+≐	2x6	750650	1
400	3P+N+≐	2x6	750750	1



Boards and boxes

DISTRIBUTION AND AUTOMATION BOARDS



TAIS CUBE

Distribution and automation boards in thermosetting GRP
Page 148

STANDARD APPLICATIONS



TERBOX

Thermoplastic boxes
Page 151



UNIBOX

Universal boxes in aluminium
Page 155

HEAVY-DUTY APPLICATIONS



TAISBOX

Combinable modular boxes in thermosetting GRP
Page 158



ALUBOX

Combinable boxes in aluminium
Page 165



FIREBOX

Fire-resistant boxes E90
Page 169

TERMINAL BLOCKS



CONTACT

Terminal blocks
Page 174

CABLE GLANDS



UNI

Cable glands in technopolymer and nickel-plated brass
Page 170

TAIS CUBE





TAIS CUBE

Distribution and automation boards in thermosetting GRP

ADVANTAGES



1

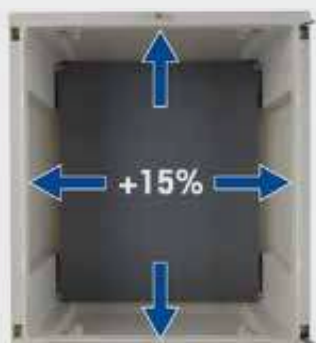
TAIS CUBE withstands strong water jets of 100 litres per minute, is fully protected against the ingress of dust and highly resistant.

The steel frame allows for convenient bench wiring. The wired frame snaps into the distribution board.



2

The geometry of the casing makes TAIS CUBE very capacious. The back plate of the blind or transparent distribution board offers 15% of extra space compared to units with the same size.



3

The door hinges, made of steel and nickel-plated brass, are located far from the edges to avoid breakage in the case of impact.

4





TAIS CUBE

Distribution and automation boards in thermosetting GRP



Body material	Palazzoli Thermosetting GRP
Colour	RAL 7035 Light grey
Protection rating	IP66
Impact resistance	IK09
Glow Wire Test	960°C
Flammability class	V-0
Insulation class	II
Ambient operating temperature	-30 °C - +90 °C (blind door) -30 °C - +70 °C (transparent door)
Ambient storage temperature	-50 °C - +90 °C
Rated voltage AC	1000 Vac
Rated voltage DC	1500 Vcc
Rated impulse-withstand voltage	8KV



DIRECTIVES

2014/35/EU (LVD)

PRODUCT STANDARDS

IEC/EN 62208

Table of the max. power dissipation allowed for TAIS-CUBE distribution boxes

Distribution board with blind door	-30 °C - +75 °C		Distribution board with transparent door	-30 °C - +55 °C	
	(W)	+75 °C - +90 °C (W)		(W)	+55 °C - +70 °C (W)
550001	40	25	550031	40	25
550002	75	55	550032	75	55
550003	110	70	550033	110	70
550004	125	90	550034	125	90
550005	140	100	550035	140	100
550006	215	160	550036	215	160
550007	360	270	550037	360	270



TAIS CUBE

Distribution and automation boards in thermosetting GRP

ASSEMBLY INSTRUCTIONS




For quick and easy installation, scan the QR code.








TAIS CUBE

Distribution and automation boards in thermosetting GRP

						
Size	No. of vertical modules	No. of DIN modules	Outer dimensions	Internal usable dimensions	Distribution board with blind door	Distribution board with transparent door
1	-	-	260x305x160	200x250x100	550001	550031
2	3	36 (3X12)	340x430x180	280x375x120	550002	550032
3	3	54 (3X18)	450x505x220	390x450x160	550003	550033
4	4	72 (4X18)	450x655x220	390x600x160	550004	550034
5	4	96 (4X24)	560x655x260	500x600x200	550005	550035
6	5	140 (5X28)	630x810x300	570x750x235	550006	550036
7	5	200 (5X40)	850x1060x350	790x1000x290	550007	550037










COMMON ACCESSORIES



				
Set of 4 brackets		Security lock	Support for pole mounting	
Galvanised	Stainless steel		For sizes 1-2	For sizes 3-4-5
550640	550641	550680	550642	550643



TAIS CUBE

Distribution and automation boards in thermosetting GRP

AUTOMATION			DISTRIBUTION					
								
Back plate in steel	Pre-drilled back plate in steel	Back plate in thermosetting GRP	Inner door in thermosetting GRP	Functional frame	Windowed panel	Blind panel	DIN rail	Partial steel plate
550601	550611	550621	-	-	-	-	-	-
550602	550612	550622	550502	550562	550522	550542	550582	550632
550603	550613	550623	550503	550563	550523	550543	550583	550633
550604	550614	550624	550504	550564				
550605	550615	550625	550505		550525	550545	550585	550635
550606	550616	550626	550506	550566	550526	550546	550586	550636
550607	550617	-	550507	550567	550527	550547	550587	550637

COMMON ACCESSORIES	
	
Set of 50 clips for pre-drilled plates	Set of 8 brackets for fixing cable ducts
Size 1-7	Steel
550645	550648



TAIS CUBE

Distribution and automation boards in thermosetting GRP



Distribution boards in thermosetting GRP with blind door IP66

Size	Outer dimensions (mm)	Internal usable dimensions (mm)	No-load power dissipation (W)	Palazzoli code	Pack Qty
1	260x305x160	200x250x100	40	550001	1
2	340x430x180	280x375x120	75	550002	1
3	450x505x220	390x450x160	110	550003	1
4	450x655x220	390x600x160	125	550004	1
5	560x655x260	500x600x200	140	550005	1
6	630x810x300	570x750x235	215	550006	1
7	850x1060x350	790x1000x290	360	550007	1

Equipment included: key with triangular insert, screw cover caps for double insulation.



Distribution boards in thermosetting GRP with transparent door IP66

Size	Outer dimensions (mm)	No. of DIN modules	No-load power dissipation (W)	Palazzoli code	Pack Qty
1	260x305x160	-	40	550031	1
2	340x430x180	36 (3x12)	75	550032	1
3	450x505x220	54 (3x18)	110	550033	1
4	450x655x220	72 (4x18)	125	550034	1
5	560x655x260	96 (4x24)	140	550035	1
6	630x810x300	140 (5x28)	215	550036	1
7	850x1060x350	200 (5x40)	360	550037	1

Equipment included: key with triangular insert, screw cover caps for double insulation.

Technical accessories:



page 170

page 85



Back plates in steel

Size	Dimensions (mm)	Palazzoli code	Pack Qty
1	180x240	550601	5
2	260x370	550602	5
3	370x445	550603	5
4	370x595	550604	1
5	475x595	550605	1
6	550x745	550606	1
7	765x995	550607	1

Equipment included: 4 fixing screws.



Pre-drilled back plates in steel

Size	Dimensions (mm)	Palazzoli code	Pack Qty
1	180x240	550611	5
2	260x370	550612	5
3	370x445	550613	5
4	370x595	550614	1
5	475x595	550615	1
6	550x745	550616	1
7	765x995	550617	1

Equipment included: 4 fixing screws.

Notes: use clip code 550645 to install the devices.



Back plates in thermosetting GRP

Size	Dimensions (mm)	Palazzoli code	Pack Qty
1	194x244	550621	5
2	276x370	550622	5
3	384x445	550623	5
4	384x595	550624	1
5	492x595	550625	1
6	564x745	550626	1

Equipment included: 4 fixing screws.



Click Cube reversible in thermosetting GRP inner doors

Size	Dimensions (mm)	Palazzoli code	Pack Qty
2	280x375	550502	4
3	388x450	550503	4
4	388x600	550504	4
5	496x600	550505	1
6	568x750	550506	1
7	784x1000	550507	1

Features: inner-door is reversible and can be easily opened using the appropriate handles. It can be installed at two different depths.



TAIS CUBE

Distribution and automation boards in thermosetting GRP



Click Cube quick-fit functional frames for the installation of front panels and DIN rails

Size	Installable panels	Palazzoli code	Pack Qty
2	3	550562	6
3	3	550563	6
4-5	4	550564	6
6	5	550566	1
7	5	550567	1

Equipment included: 4 springs for fixing.

Features: it allows the wiring of the modular panels outside of the board and the installation of DIN rails at different heights.



Click Cube front windowed panels with DIN rail for modular devices

Size	Height (mm)	No. of DIN modules	Palazzoli code	Pack Qty
2	125	12	550522	6
3-4	150	18	550523	6
5	150	24	550525	4
6	150	28	550526	4
7	200	40	550527	1

Equipment included: modular covers.

Features: quick fitting with 1/4 turn screws.



Click Cube single-height front blind panels

Size	Height (mm)	Palazzoli code	Pack Qty
2	125	550542	6
3-4	150	550543	6
5	150	550545	4
6	150	550546	4
7	200	550547	1

Features: quick fitting with 1/4 turn screws.



Click Cube double-height front blind panels

Size	Height (mm)	Palazzoli code	Pack Qty
2	250	550552	4
3-4	300	550553	4
5	300	550555	1
6	300	550556	1
7	400	550557	1

Features: quick fitting with 1/4 turn screws.



Click Cube DIN rails reinforced for functional frames

Size	No. of DIN modules	Palazzoli code	Pack Qty
2	12	550582	6
3-4	18	550583	6
5	24	550585	1
6	28	550586	1
7	40	550587	1



Click Cube height-adjustable partial plates in steel

Size	Height (mm)	Palazzoli code	Pack Qty
2	125	550632	1
3-4	150	550633	1
5	150	550635	1
6	150	550636	1
7	200	550637	1



TAIS CUBE

Distribution and automation boards in thermosetting GRP



Distribution board kit with frame, windowed panels and DIN rails

Size	No. of DIN modules	Palazzoli code	Pack Qty
2	36 (3x12)	550042	1
3	54 (3x18)	550043	1
4	72 (4x18)	550044	1
5	96 (4x24)	550045	1
6	140 (5x28)	550046	1
7	200 (5x40)	550047	1



Set of 4 multi-purpose brackets for wall-mounting of distribution boards

No. of brackets	Material	Palazzoli code	Pack Qty
4	Galvanised steel	550640	20
4	Stainless steel	550641	5

Features: they can be mounted horizontally, vertically or hidden, retaining the double insulation.



Pair of accessories for pole mounting

Size	Material	Palazzoli code	Pack Qty
1-2	steel	550642	1
3-4-5	steel	550643	1

Features: prearrangement for metal clamp for fastening to poles with diameter >80mm.



Fixing clip with M5 thread for pre-drilled plates

No. of clips	Size	Material	Palazzoli code	Pack Qty
50	1-7	steel	550645	1



Set of 4 Click Cube brackets for fixing the cable ducts

No. of brackets	Material	Palazzoli code	Pack Qty
8	steel	550648	1

Equipment included: complete with screws for fixing the cable ducts.
Notes: for all frame sizes. Suitable for cable ducts, max. height 40mm.



Cube adaptor kit

Size	Length (mm)	Palazzoli code	Pack Qty
2	70	550662	1
3-4	110	550663	1
5	150	550665	1
6	190	550666	1
7	240	550667	1

Notes: the kit is used to install the Click Cube frame in boxes that were not made to accommodate it (before 2015).
The adaptors can also be used as spacers for the back plates.



Security lock with handle

No. of keys	Material	Palazzoli code	Pack Qty
2	steel	550680	10

Features: closing with Yale code key. Identification code on the key.



TERBOX

Thermoplastic boxes



Body material	Thermoplastic
Colour	RAL 7035 Light grey
Protection rating	IP44 - IP56
Impact resistance	IK08
Resistance to abnormal heat and fire	650 °C
Flammability class	HB
Insulation class	II
Ambient operating temperature	-25°C - +60°C
Ambient storage temperature	-30°C - +70°C



DIRECTIVES

2014/35/EU (LVD)

PRODUCT STANDARDS

IEC/EN 60670-1
IEC/EN 60670-22



Thermoplastic junction boxes with rubber cable glands and press-on cover IP44

Outer dimensions (mm)	Inner dimensions (mm)	No. of holes	Palazzoli code	Pack Qty
Ø 90.5x45.5 h	Ø 80x40 h	4	791002	5

Features: quick-entry cable glands Ø 20 mm. Press-on cover.

Equipment included: screw cover caps for double insulation and external fixing brackets.



Thermoplastic junction boxes with smooth walls and blind cover IP56

Outer dimensions (mm)	Inner dimensions (mm)	Palazzoli code	Pack Qty
110x110x60	100x100x50	791234	5
160x120x80	150x110x70	791236	1
200x150x80	190x140x70	791207	1
250x200x100	240x190x90	791208	1
310x230x130	300x220x120	791209	1
390x310x130	380x300x120	791210	1

Features: sealable locking screws.

Equipment included: screw cover caps for double insulation and external fixing covers.

Technical accessories:



page 170

UNIBOX





UNIBOX

Universal boxes in aluminium

ADVANTAGES




1

The box is screwed in by holding the screwdriver perpendicular to the screw.

The DIN rail can be positioned as desired without the use of accessories.

2



3

The earthing location is external. There is no need to drill the box.

UNIBOX is compatible with any product of this type on the market thanks to its fixing centre distances in line with the requirements of the technical specifications.

4





UNIBOX

Universal boxes in aluminium



Body material	Aluminium alloy
Colour	RAL 7042 Traffic grey, textured
Protection rating	IP66/IP67
Impact resistance	IK08
Corrosivity category	Equivalent to C3-H / C4-H
Insulation class	I
Ambient operating temperature	-40°C - +70°C
Ambient storage temperature	-50 °C - +90 °C



DIRECTIVES

2014/35/EU (LVD)

PRODUCT STANDARDS

IEC/EN 60670-1
IEC/EN 60670-22
IEC/EN 62208



UNIBOX

Universal boxes in aluminium



Junction boxes in aluminium alloy IP66/IP67

Box type	Dimensions (mm)		Palazzoli code	Pack Qty
	external	internal		
UNI B9	100x100x59	88x88x44	520009	30
UNI B11	115x140x61	103x128x46	520011	20
UNI B12	141x166x64	128x153x49	520012	20
UNI B14	168x192x80	152x176x65	520014	10
UNI B19	217x253x93	201x236x75	520019	1
UNI B20	264x314x122	243x295x104	520020	1
UNI B21	315x410x150	291x386x126	520021	1

Equipment included: 2 kits for earthing terminal connection

Features: boxes suited for DIN rail mounting horizontally or vertically using M4x6 self-tapping screws. DIN rail from Palazzoli is to be mounted diagonally.

Technical accessories:



page 172



Non-painted junction boxes in aluminium alloy IP66/IP67

Box type	Dimensions (mm)		Palazzoli code	Pack Qty
	external	internal		
UNI B9	100x100x59	88x88x44	520009NV	30
UNI B11	115x140x61	103x128x46	520011NV	20
UNI B12	141x166x64	128x153x49	520012NV	20
UNI B14	168x192x80	152x176x65	520014NV	10
UNI B19	217x253x93	201x236x75	520019NV	1
UNI B20	264x314x122	243x295x104	520020NV	1
UNI B21	315x410x150	291x386x126	520021NV	1

Equipment included: 2 kits for earthing terminal connection

Features: boxes suited for DIN rail mounting horizontally or vertically using M4x6 self-tapping screws. DIN rail from Palazzoli is to be mounted diagonally.

Technical accessories:



page 172



Back plates in galvanised steel for UNIBOX boxes

For box type	Dimensions (mm)	Palazzoli code	Pack Qty
UNI B11	78x119	522011	1
UNI B12	108x132	522012	1
UNI B14	125x165	522014	1
UNI B19	165x200	522019	1
UNI B20	210x250	522020	1
UNI B21	257x345	522021	1

Equipment included: screws for mounting inside the box, 2 kits for earthing terminal connection.



DIN rails for UNIBOX boxes

For box type	Working length (mm)	Palazzoli code	Pack Qty
UNI B9	60	521009	1
UNI B11	95	521011	1
UNI B12	125	521012	1
UNI B14	170	521014	1
UNI B19	230	521019	1
UNI B20	290	521020	1
UNI B21	380	521021	1

Equipment included: screws for mounting inside the box.

TAISBOX





TAISBOX

Combinable modular boxes in thermosetting GRP

ADVANTAGES



1

All products of the TAIS series are made in Palazzoli thermosetting GRP, a fire retardant material that does not produce toxic gases and is resistant to chemicals over time.

The special gaskets in non-ageing elastomer guarantee a protection rating up to IP68, for installing in areas subject to possible flooding.



2

The back boxes are equipped with brass threaded inserts that ensure an easy opening and closing of the cover even after long time.



3

Practically immune to the major part of all the aggressive substances they are the best solution for industrial installations under 1.5 m height.



4



TAISBOX

Combinable modular boxes in thermosetting GRP



Body material	Palazzoli Thermosetting GRP
Colour	RAL 5015 Sky blue (cover) RAL 7042 Traffic grey (base)
Protection rating	IP66/IP67 - IP67 - IP67/IP68
Impact resistance	IK10
Resistance to abnormal heat and fire	960°C
Flammability class	V-0
Insulation class	II
Ambient operating temperature	-40°C - +90°C
Ambient storage temperature	-50 °C - +90 °C



DIRECTIVES

2014/35/EU (LVD)

PRODUCT STANDARDS

IEC/EN 62208
IEC/EN 60670-1
IEC/EN 60670-22



TAISBOX

Combinable modular boxes in thermosetting GRP



Quick-mounting watertight boxes with blind cover IP66/IP67

Dimensions (mm)		Power dissipation (W)	Palazzoli code	Pack Qty
external	internal			
125x185x125	95x145x105	9	532200	1
190x185x125	150x145x105	9	532201	1
250x185x125	215x145x105	10	532202	1
290x185x125	250x145x105	11	532203	1
380x185x125	345x145x105	12	532204	1

Features: blind walls. Boxes with drilling templates.

Notes: the maximum power dissipation is for a maximum ambient temperature of 40 °C.



Junction boxes with low cover IP67/IP68

Dimensions (mm)		Power dissipation (W)	Palazzoli code	Pack Qty
external	internal			
92x92x68	58x58x50	4	532035	5
125x92x68	90x60x50	5	532045	1
185x92x68	155x55x50	6	532055	1
125x125x100	60x60x50	6	532116	1
185x125x100	145x95x50	7	532117	1
250x125x100	215x90x50	10	532118	1

Features: blind walls.

The IP68 rating test was performed at a depth of 2 m for 24 h.

Notes: the maximum power dissipation is for a maximum ambient temperature of 40 °C.



Junction boxes with high cover IP67/IP68

Dimensions (mm)		Power dissipation (W)	Palazzoli code	Pack Qty
external	internal			
92x92x100	58x58x80	4	532005	1
125x92x100	90x60x80	5	532006	1
185x92x100	155x55x80	6	532015	1
125x125x100	60x60x80	6	532016	1
185x125x125	145x95x80	7	532017	1
250x125x125	215x90x80	10	532018	1

Features: blind walls. Codes 532016, 532017, 532018 with drilling templates.

The IP68 rating test was performed at a depth of 2 m for 24 h.

Notes: the maximum power dissipation is for a maximum ambient temperature of 40 °C.

Technical accessories:



page 170

page 174

page 163



Watertight, quick-mounting boxes with transparent door IP66/IP67

Outer dimensions (mm)	No. of DIN modules	Power dissipation (W)	Palazzoli code	Pack Qty
125x185x150	5	9	532300	1
190x185x150	8	10	532301	1
250x185x150	12	11	532302	1
290x185x150	14	12	532303	1
380x185x150	19	13	532304	1

Features: blind walls. Boxes with drilling templates.

Padlockable modular lid.

Notes: the maximum power dissipation is for a maximum ambient temperature of 40 °C.



Boxes with transparent cover IP67

Outer dimensions (mm)	No. of DIN modules	Power dissipation (W)	Palazzoli code	Pack Qty
125x125x125	4	13	532516	1
185x125x125	6.5	15	532557	1
250x125x125	9	20	532658	1

Features: blind walls supplied with drilling template.

Padlockable lid and with tamper-proof screw.

Notes: the maximum power dissipation is for a maximum ambient temperature of 40 °C.

Technical accessories:



page 170

page 163



Back plates in galvanised steel for TAISBOX boxes

For enclosure code	Plate dimensions (mm)	Palazzoli code	Pack Qty
532200	83x145	532700	1
532201	160x140	532701	1
532202	208x145	532702	1
532203	260x145	532703	1
532204	333x145	532704	1
532005, 532035	59x59	532705	1
532006, 532045	92x58	532714	1
532015, 532055	142x62	532715	1
532016, 532116	86x86	532716	1
532017, 532117	100x86	532717	1
532018, 532118	175x86	532718	1

Uses: for fastening terminal blocks or non-modular devices.






TAISBOX

Combinable modular boxes in thermosetting GRP



Blind junction boxes with back plate IP67

Outer dimensions (mm)	Window type	Installable TAIS socket module	Palazzoli code	Pack Qty
185x185x115		2x95	531011*	1
250x185x115	 blind walls	2x95/2x125	531021*	1
250x250x115		2x95/2x125	531040*	1
370x250x115	 Lightened	-	531042	1
500x370x115	 Lightened	-	531062	1

Features: * supplied with drilling templates.

Technical accessories:























page 170

page 174

page 163




Windowed junction boxes with back plate IP67

Outer dimensions (mm)	Window type	Installable TAIS socket module	Palazzoli code	Pack Qty
185x185x115		2x95	531200*	1
		2x95	531211*	1
		2x95	531311*	1
		-	531411	1
250x185x115	 blind walls	2x95/2x125	531220*	1
		2x95	531222*	1
		2x95/2x125	531221*	1
	 Lightened	-	531231	1
250x250x115		2x95	531321*	1
		2x95/2x125	531331*	1
		-	531431	1
		2x95/2x125	531241*	1
250x250x115	 Lightened	-	531240	1
		2x95/2x125	531340*	1
		-	531440	1
	 Lightened	2x95/2x125	531540*	1
370x250x115	 Lightened	-	531242	1
	 Lightened	-	531442	1
	 Lightened	-	531262	1
	 Lightened	-	531662	1



TAISBOX

Combinable modular boxes in thermosetting GRP



Blind covers low for TAIS Grande boxes IP67

For boxes with dimensions (mm)	Cover height (mm)	Palazzoli code	Pack Qty
185x185	25	535320	1
250x185	25	535321	1
250x250	25	535322	1
370x250	25	535323	1
500x370	25	535324	1

Equipment included: 4 captive screws that can be sealed.
Features: covers with dimensions 250x250 and larger are IP65.



Transparent covers low in polycarbonate for TAIS Grande boxes IP67

For boxes with dimensions (mm)	Cover height (mm)	Palazzoli code	Pack Qty
250x185	25	535126	1
250x250	25	535135	1
370x250	25	535137	1
500x370	25	535157	1

Equipment included: 4 captive screws that can be sealed.
Features: in UV stabilised polycarbonate.
 Covers with dimensions 250x250 and larger are rated IP65.



Blind covers high for TAIS Grande boxes IP67

For boxes with dimensions (mm)	Cover height (mm)	Palazzoli code	Pack Qty
250x185	75	535325	1
250x250	75	535326	1
370x250	75	535327	1
500x370	75	535328	1

Equipment included: 4 captive screws that can be sealed.
Features: the height of the cover allows to insert MCCB inside.
 Covers with dimensions 250x250 and larger are rated IP65.



Transparent covers high in polycarbonate for TAIS Grande boxes IP67

For boxes with dimensions (mm)	Cover height (mm)	Palazzoli code	Pack Qty
250x185	75	535131	1
250x250	75	535140	1
370x250	75	535142	1
500x370	75	535162	1

Equipment included: 4 captive screws that can be sealed.
Features: in UV stabilised polycarbonate.
 Covers with dimensions 250x250 and larger are rated IP65.



Windowed covers in polycarbonate for TAIS Grande boxes IP67

For boxes with dimensions (mm)	Lid height (mm)	No. of DIN modules	Palazzoli code	Pack Qty
185x185	80	7.5	535640	1
250x185	80	11	535643	1

Equipment included: complete with captive screws that can be sealed, DIN rail and small parts for fastening on a plate.
Features: padlockable lid and with tamper-proof screw.

Technical accessories:



NOTES



Fixing screws made of fibre-reinforced technopolymer for higher tightening force, with captive and anti-tampering systems.



TAISBOX

Combinable modular boxes in thermosetting GRP



Flat blind flanges for windowed walls IP67

Type	Window dimensions (mm)	Flange height (mm)	Palazzoli code	Pack Qty
a	110x60	15	538110	2
b	175x60	15	538210	2
c	295x60	15	538310	1

Uses: closing the cable entry windows. Holes can be drilled for applying cable glands.

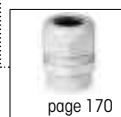


Blind flanges raised for windowed walls IP67

Type	Window dimensions (mm)	Flange height (mm)	Palazzoli code	Pack Qty
a	110x60	45	538130	2
b	175x60	45	538230	2
c	295x60	45	538330	1

Uses: closing the cable entry windows. Holes can be drilled for applying cable glands. The increased height helps entry of large cables or pipes. They make wiring easier as they increase the internal volume of the enclosure.

Technical accessories:



page 170



Hinge with installation kit for TAISBOX boxes

Description	Palazzoli code	Pack Qty
Single hinge in insulating material with screws, washers and gaskets	538385	1

Uses: with all TAIS series boxes in thermosetting GRP insulating material with screw cover (excluding those with 18 mm low cover). They cannot be fitted to walls with a window or near holes or knockouts.



Supports for bus bars for TAISBOX boxes

Installable on windows	Installable bus bars (mm)	Palazzoli code	Pack Qty
a	3 x 16x4 (16x5 - 20x4 - 20x5), 2 by 16x4 (earth and neutral), 3 of ø 9 (auxiliary circuits)	538180	1
b	3 of 25x5 (25x6 - 32x5 - 32x6), 2 of 25x5 (earth and neutral), 3 of ø 11 (auxiliary circuits)	538280	1
c	6 of 40x5 (40x8 - 50x5 - 50x8), 4 of 25x5 (25x6 - 32x5 - 32x6)	538380	1

Uses: they are used to facilitate the application of conductor busbars in watertight distribution boards composed of equipment in TAIS Grande modular insulating boxes with windows type 'a', 'b' and 'c'.




Wall-mounted supports for 90° angled installation of X-CEE straight socket-outlets and plugs IP65

Support base dimensions (mm)	Installable sockets/plugs	Box window	Palazzoli code	Pack Qty
142x113	63A	a	472967	1
142x113	125A	a	472968	1
207x113	63A	b	472977	1
207x113	125A	b	472978	1

Equipment included: 4 stainless steel screws for fixing the socket or the plug.

Uses: for applications with combinable modular thermosetting GRP boxes (with "a" or "b" windows).

Technical accessories:



page 60

page 60

page 160



TAISBOX

Combinable modular boxes in thermosetting GRP



Transparent lids in polycarbonate for modular devices IP67

No. of DIN modules	Dimensions (mm)	Palazzoli code	Pack Qty
IP67			
4	92x84x30	538610	10
6.5 or 7.5	152x84x30	538620	10
9 or 11	214x84x30	538630	5

Features: padlockable lid and with tamper-proof screw.

Technical accessories:



Cup shaped milling cutters in steel for quick drill connection with tungsten carbide gear teeth specific for thermosetting GRP material

Hole type	Diameter (mm)	Palazzoli code	Pack Qty
Pg13.5	20	538400	1
Pg16	22		
Pg21	29		
Pg29	38		
Pg36	46		
M20	20.5	538410	1
M25	25.5		
M32	32.5		
M40	40.5		



Cable glands in insulating material with metric pitch with long threading IP68

Threading	Mounting hole (mm)	Fastening diameter (mm)	Thread length (mm)	Palazzoli code	Pack Qty
M12x1.5	12.5	2.5-6.5	15	581112	100
M16x1.5	16.5	3.5-10	15	581116	50
M20x1.5	20.5	7-14	15	581120	50
M25x1.5	25.5	9-18	15	581125	25
M32x1.5	32.5	14-25	15	581132	20
M40x1.5	40.5	18-32	16	581140	10
M50x1.5	50.5	24-38.5	16	581150	5
M63x1.5	63.5	35-48	16	581163	5



Locknuts in insulating material with metric pitch

Threading	Palazzoli code	Pack Qty
M12x1.5	581212	50
M16x1.5	581216	50
M20x1.5	581220	50
M25x1.5	581225	50
M32x1.5	581232	50
M40x1.5	581240	20
M50x1.5	581250	10
M63x1.5	581263	5

Uses: for fixing cable glands with metric thread on walls with through-holes.



ALUBOX

Combinable boxes in marine aluminium



Body material	Marine aluminium alloy
Surface treatment	Fluorozirconate passivation
Surface finish	Non-toxic, hot-polymerised polyester paint
Colour	RAL 5012 Light blue (cover) RAL 7035 Light grey (base)
Protection rating	IP66 - IP67
Impact resistance	IK10
Corrosivity category	Equivalent to C4-H/C5-M
Insulation class	I
Ambient operating temperature	-40°C - +90°C
Ambient storage temperature	-50 °C - +90 °C



DIRECTIVES

2014/35/EU (LVD)

PRODUCT STANDARDS

IEC/EN 60670-1
IEC/EN 60670-22
IEC/EN 62208




ALUBOX

Combinable boxes in marine aluminium



Blind junction boxes
in marine aluminium with back plate
IP67

Outer dimensions (mm)	Window type	Palazzoli code	Pack Qty
92x92x42		511110*	1
125x125x63		511210	1
185x125x63		511220	1
155x155x63		521210	1
185x185x95		511310	1
252x185x95		511320	1
220x220x95		521310	1
252x252x140		511410	1
295x295x105		521420	1
315x252x140		511420	1
315x315x140		511510	1
373x373x140		511610	1













*Box without back plate.

Features: 185x185 and larger boxes with IP66 rating.

Technical accessories:




Windowed junction boxes
in marine aluminium with back plate
IP67

Outer dimensions (mm)	Window type	Palazzoli code	Pack Qty
125x125x63		511214	1
155x155x63		521214	1
185x185x95		511314	1
252x185x95		511324	1
220x220x95		521314	1
252x252x140		511414	1
315x252x140		511424	1
507x252x140		511452	1
295x295x105		521414	1
315x315x140		511514	1
373x373x140		511614	1
507x373x140		511634	1
630x507x140		511824	1

Equipment included: free windows with gaskets in non-ageing elastomer and screws for applying accessories or for coupling with other boxes.

Features: 185x185 and larger boxes with IP66 rating.

Technical accessories:





ALUBOX

Combinable boxes in aluminium



Low blind covers for ALUBOX boxes IP67

For boxes with dimensions (mm)	Cover height (mm)	Palazzoli code	Pack Qty
92x92	23	515111	1
125x125	10	515200	1
185x125	25	515221	1
155x155	10	525200	1
185x185	10	515300	1
220x220	13	525300	1
252x252	25	515411	1
507x252	53	515453	1
295x295	18	525410	1
315x315	53	515512	1
373x373	25	515610	1
507x373	53	515632	1
630x507	53	515822	1

Equipment included: complete with non-ageing gasket and captive stainless steel fixing screws.

Features: covers with dimensions 155x155 and larger are IP55.



Blind high covers for ALUBOX boxes IP67

For boxes with dimensions (mm)	Cover height (mm)	Palazzoli code	Pack Qty
92x92	35	515112	1
185x92	50	515144	1
125x125	50	515214	1
185x125	50	515224	1
185x185	50	515313	1
252x185	57	515323	1
252x252	57	515413	1
315x252	53	515423	1
373x373	80	515613	1
507x373	165	515637	1

Equipment included: complete with non-ageing gasket and captive stainless steel fixing screws.

Features: the height of the cover allows to insert MCCB inside. Covers with dimensions 155x155 and larger are rated IP55.



Covers with transparent window and DIN rail for ALUBOX boxes IP67

For boxes with dimensions (mm)	Height (mm)	No. of modules DIN	Palazzoli code	Pack Qty
125x125	80	4	518204	1
185x125	80	6.5	518206	1
185x185	80	7.5	518207	1
252x185	80	11	518211	1

Equipment included: complete with non-ageing gasket and captive stainless steel fixing screws and DIN rail.

Features: when fitted in the box they allow the installation of modular devices. Covers with dimensions 155x155 and larger are rated IP55. Padlockable lid and with tamper-proof screw.



Transparent lids in polycarbonate for modular devices

No. of DIN modules	Dimensions (mm)	Palazzoli code	Pack Qty
4	92x84x30	538610	10
6.5 or 7.5	152x84x30	538620	10
9 or 11	214x84x30	538630	5

Features: padlockable lid with tamper-proof screw.

Technical accessories:





ALUBOX

Combinable boxes in aluminium



Blind flanges flat in steel for windowed walls IP67

For windows	Projection (mm)	Palazzoli code	Pack Qty
F0	2.5	540090	5
F1	5.5	540091	5
F3	6	540033	2
F4	6	540034	2
F5	7	540035	2
F6	8	540036	1

Uses: they close unused windows. Holes can be drilled for applying cable glands.



Closing flanges raised in aluminium alloy for windowed walls IP67

For windows	Projection (mm)	Palazzoli code	Pack Qty
F1	32	540061	1
F3	50	540063	1
F4	50	540064	1
F5	80	540065	1
F6	80	540066	1

Uses: they close unused windows. They facilitate the wiring as they increase the internal volume of the enclosure.



Flanges in aluminium alloy with cable gland for windowed walls IP66/IP67/IP69

For windows	Threading type	Tightening diameter (mm)	Palazzoli code	Pack Qty
F0	M25	9-18	541050	1
F1	M25	9-18	541055	1
F1	M32	14-25	540180	1
F3	M40	18-32	540190	1
F4	M40	18-32	540193	1
F5	M50	24-39	540195	1



Flanges in aluminium alloy with double gas threading and cable gland for windowed walls IP67

For windows	Thread type	cable entry diameter (mm)	Projection (mm)	Palazzoli code	Pack Qty
F0	1/2"	8-13	36	541040	1
F1	3/4"	12-16	57	540161	1

Uses: suitable for entry with threaded pipes.



One way junction box in aluminium alloy for windowed walls

For windows	Projection (mm)	For cables ø (mm)	Palazzoli code	Pack Qty
F3	110	42	544033	1
F4	140	54	544034	1
F5	160	65	544035	1
F6	250	80	544036	1

Uses: suitable for entry with unthreaded pipes or cables.




90° angled one way junction box in aluminium alloy for windowed walls

For windows	Projection (mm)	Internal hole ø (mm)	Palazzoli code	Pack Qty
F1	53	32	545081	1
F3	83	54	545083	1
F4	93	60	545084	1
F5	137	65	545085	1
F6	137	65	545086	1

Uses: suitable for entry with unthreaded pipes or cables.



Steel reducers for windows IP67


Shape	Reducer type for window	Reducer type for window	Thickness (mm)	Palazzoli code	Pack Qty
	F5	F4	5	547054	1

Uses: boxes and socket-outlets can be interfaced with different windows.



FIREBOX

Fire-resistant boxes E90



Body material	Steel Technopolymer
Surface finish	Painted (steel)
Colour	RAL2003 Pastel orange
Protection rating	IP66 (steel) IP56 (technopolymer)
Impact resistance	IK10 (steel) IK08 (technopolymer)
Resistance to abnormal heat and fire	650 °C (technopolymer)
Insulation class	I (steel) II (technopolymer)
Ambient operating temperature	-40 °C - +70 °C (steel) -25 °C - +50 °C (technopolymer)
Ambient storage temperature	-50 °C - +90 °C (steel) -30 °C - +70 °C (technopolymer)
Insulation voltage	690V
Line cable cross-section	6 - 35 mm ²
Functional maintenance	830 °C 120' IEC 60331-1 E90 DIN 4102 -12



DIRECTIVES

2014/35/EU (LVD)
2011/65/EU (RoHS)
2012/19/EU (WEEE)

PRODUCT STANDARDS

IEC/EN 60670-1
IEC 60331-1
DIN 4102-12
EN 60670-22



FIREBOX

Fire-resistant boxes E90



Fire-resistant technopolymer junction boxes 830 °C 120' / 1000 °C 90' IP56

Outer dimensions (mm)	Hole type	Palazzoli code	Pack Qty
160x120x75		151700	1
200x155x75		151702	1
250x185x130		151703	1

Equipment included: 4 cable grommets.

Features: blind walls with M20, M25, M32, M40 knock-out opening.

Technical accessories:



page 170



Fire-resistant steel junction boxes 830 °C 120' / 1000 °C 90' IP66

Outer dimensions (mm)	Hole type	Palazzoli code	Pack Qty
150x150x90		151301	1
250x250x130		151304	1

Equipment included: 4 cable grommets.

Features: wall inlet holes.

Technical accessories:



page 172



Fire-resistant ceramic branch terminals for power lines

No. of poles for section (mm ²)	Entry cable cross-section (mm ²)	Palazzoli code	Pack Qty
2x6	2.5 - 6	151721	1
2x16	6 - 16	151722	1
2x35	16 - 35	151723	1
3x6	2.5 - 6	151731	1
3x16	6 - 16	151732	1
3x35	16 - 35	151733	1



Fire-resistant ceramic branch terminal for signal lines

No. of poles for section (mm ²)	Entry cable cross-section (mm ²)	Palazzoli code	Pack Qty
20 x 0.5	up to 0.5	151791	1



Fire-resistant ceramic fuse holder base

Fuse type	Rated max current (A)	Palazzoli code	Pack Qty
D01	16	151792	1



UNI

Cable glands in technopolymer and nickel-plated brass

Body material	Polyamide (technopolymer version) Nickel-plated (brass version) Neoprene (gasket) Galvanised steel (adaptors)
Colour	RAL 7035 Light grey (technopolymer)
Protection rating	IP67 - IP68
Ambient operating temperature	-30 °C - +100 °C (cable glands in insulating material) -30 °C - +90 °C (adaptors in insulating materials)
Ambient storage temperature	-40 °C - +100 °C (brass)



DIRECTIVES

2014/35/EU (LVD)

PRODUCT STANDARDS

IEC/EN 62444



Cable glands in insulating material with metric threading IP68

Threading	Mounting hole (mm)	Tightening diameter (mm)	Thread length (mm)	Palazzoli code	Pack Qty
M12x1,5	12.5	2.5-6.5	8	581012	100
M16x1.5	16.5	3.5-10	10	581016	50
M20x1.5	20.5	7-14	10	581020	50
M25x1.5	25.5	9-18	10	581025	25
M32x1,5	32.5	14-25	10	581032	20
M40x1.5	40.5	18-32	10	581040	10
M50x1.5	50.5	24-38.5	12	581050	5
M63x1.5	63.5	35-48	12	581063	5



Cable glands in insulating material with metric pitch with long threading IP68

Threading	Mounting hole (mm)	Tightening diameter (mm)	Thread length (mm)	Palazzoli code	Pack Qty
M12x1,5	12.5	2.5-6.5	15	581112	100
M16x1.5	16.5	3.5-10	15	581116	50
M20x1.5	20.5	7-14	15	581120	50
M25x1.5	25.5	9-18	15	581125	25
M32x1,5	32.5	14-25	15	581132	20
M40x1.5	40.5	18-32	15	581140	10
M50x1.5	50.5	24-38.5	15	581150	5
M63x1.5	63.5	35-48	15	581163	5

Uses: for cable/conduit entry into boxes with very thick walls.



Screwcaps in insulating material with metric pitch IP68

Threading	Mounting hole (mm)	Thread length (mm)	Palazzoli code	Pack Qty
M12x1,5	12.5	10	581312	1
M16x1.5	16.5	15	581316	1
M20x1.5	20.5	15	581320	1
M25x1.5	25.5	15	581325	1
M32x1,5	32.5	15	581332	1
M40x1.5	40.5	18	581340	1
M50x1.5	50.5	18	581350	1
M63x1.5	63.5	18	581363	1



Locknuts in insulating material with metric pitch

Threading	Palazzoli code	Pack Qty
M12x1,5	581212	50
M16x1.5	581216	50
M20x1.5	581220	50
M25x1.5	581225	50
M32x1,5	581232	50
M40x1.5	581240	20
M50x1.5	581250	10
M63x1.5	581263	5



UNI

Cable glands in technopolymer and nickel-plated brass



Cable glands in insulating material
with Pg threading
IP68

Pg	Mounting hole (mm)	Tightening diameter (mm)	Thread length (mm)	Palazzoli code	Pack Qty
7	13	2.5-6.5	8	571007	100
9	16	2.5-8	8	571009	50
11	19	3.5-10	8	571011	50
13.5	21	5-12	9	571013	50
16	23	7-14	10	571016	50
21	29	9-18	11	571021	25
29	38	14-25	11	571029	20
36	48	18-32	13	571036	10
42	55	24-38.5	13	571042	5
48	61	35-48	14	571048	5



Cable glands in insulating material
with Pg pitch and long thread
IP68

Pg	Mounting hole (mm)	Tightening diameter (mm)	Thread length (mm)	Palazzoli code	Pack Qty
7	13	3-6	15	571107	50
9	16	5-8	15	571109	50
11	19	6-10	15	571111	50
13.5	21	8-12	15	571113	50
16	23	10-14	15	571116	50
21	29	11.5-18	15	571121	20
29	38	15-24	15	571129	20
36	48	24-34	18	571136	10
42	55	34-42	18	571142	10
48	61	37-45	18	571148	10



Screwcaps in insulating material
with Pg threading
IP67

Pg	Mounting hole (mm)	Thread length (mm)	Palazzoli code	Pack Qty
13.5	21	9	580230	100
16	23	9	580231	100
21	29	10	580232	100
29	38	12	580233	50
36	48	14	580234	25



Locknuts in insulating material
with Pg threading

Pg	Palazzoli code	Pack Qty
7	571207	50
9	571209	50
11	571211	50
13.5	571213	50
16	571216	50
21	571221	25
29	571229	20
36	571236	10
42	571242	5
48	571248	5



Screwcaps with anti-condensation filter
with Pg threading
IP54

Pg	Mounting hole (mm)	Thread length (mm)	Palazzoli code	Pack Qty
16	23	13	580211	1
21	29	13	580212	1
29	38	16	580213	1

Equipment included: inclusive of threaded shade ring, stainless steel sponge filter, gasket and nut.
Features: the cap must be mounted with the opening facing downwards.
Uses: particularly suitable in environments with high humidity.



UNI

Cable glands in technopolymer and nickel-plated brass



Cable glands in nickel-plated brass
with metric threading
IP68

Threading	Mounting hole (mm)	Tightening diameter (mm)	Thread length (mm)	Palazzoli code	Pack Qty
M12x1,5	12.5	2.5-6.5	6.5	582012	100
M16x1.5	16.5	4-9.5	7	582016	50
M20x1.5	20.5	7-13	8	582020	50
M25x1.5	25.5	8-16	8	582025	25
M32x1,5	32.5	11-21	9	582032	20
M40x1.5	40.5	15-27	9	582041	10
M50x1.5	50.5	22-35	10	582050	5



Screw caps in nickel-plated brass
with metric threading
IP68

Threading	Mounting hole (mm)	Thread length (mm)	Palazzoli code	Pack Qty
M12x1,5	12.5	5	582312	100
M16x1.5	16.5	6	582316	100
M20x1.5	20.5	6.5	582320	100
M25x1.5	25.5	7	582325	100
M32x1,5	32.5	8	582332	50
M40x1.5	40.5	9	582340	50
M50x1.5	50.5	10	582350	25
M63x1.5	63.5	10	582363	25



Cable glands in nickel-plated brass
with metric threading with long thread
IP68

Threading	Mounting hole (mm)	Tightening diameter (mm)	Thread length (mm)	Palazzoli code	Pack Qty
M12x1,5	12.5	2.5-6.5	15	582112	100
M16x1.5	16.5	4-9.5	15	582116	50
M20x1.5	20.5	7-13	15	582120	50
M25x1.5	25.5	8-16	15	582125	25
M32x1,5	32.5	11-21	15	582132	20
M40x1.5	40.5	15-27	15	582141	10
M50x1.5	50.5	22-35	15	582150	5
M63x1.5	63.5	35-48	15	582163	5



Locknuts in nickel-plated brass
with metric threading

Threading	Palazzoli code	Pack Qty
M12x1,5	582212	50
M16x1.5	582216	50
M20x1.5	582220	50
M25x1.5	582225	25
M32x1,5	582232	20
M40x1.5	582240	10
M50x1.5	582250	10
M63x1.5	582263	5



UNI

Cable glands in technopolymer and nickel-plated brass



Cable gland in nickel-plated brass
with Pg threading
IP68

Pg	Mounting hole (mm)	Tightening diameter (mm)	Thread length (mm)	Palazzoli code	Pack Qty
7	13	2.5-6.5	5	572007	50
9	15,5	4-9.5	6	572009	50
11	19	6-11,5	6	572011	50
13.5	21	7-13	6.5	572013	50
16	23	8-15	6.5	572016	50
21	29	11-19	7	572021	20
29	37.5	16-26	8	572029	20
36	47.5	22-34.5	9	572036	10
42	54.5	27-40	10	572042	5



Screwcaps in nickel-plated brass
with Pg threading
IP68

Pg	Mounting hole (mm)	Thread length (mm)	Palazzoli code	Pack Qty
7	13	5	572307	50
9	15,5	6	572309	50
11	19	6	572311	50
13.5	21	6.5	572313	50
16	23	6.5	572316	25
21	29	7	572321	20
29	37.5	8	572329	15
36	47.5	9	572336	10
42	54.5	10	572342	10
48	60	10	572348	10



Cable gland in nickel-plated brass
with Pg threading with long thread
IP68

Pg	Mounting hole (mm)	Tightening diameter (mm)	Thread length (mm)	Palazzoli code	Pack Qty
7	13	2.5-6.5	12	572107	50
9	15,5	4-9.5	12	572109	50
11	19	6-11,5	12	572111	50
13.5	21	7-13	12	572113	50
16	23	8-15	12	572116	50
21	29	11-19	12	572121	20
29	37.5	16-26	15	572129	20
36	47.5	22-34.5	15	572136	10
42	54.5	27-40	15	572142	5
48	60	35-48	15	572148	5



Locknuts in nickel-plated brass
with Pg threading

Pg	Palazzoli code	Pack Qty
7	572207	50
9	572209	50
11	572211	50
13.5	572213	50
16	572216	50
21	572221	20
29	572229	20
36	572236	10
42	572242	5
48	572248	5



CONTACT

Terminal blocks

Body material	Ceramic (supports) Brass (contacts)
Rated impulse-withstand voltage	6kV
Ambient operating temperature	-50°C - +100°C
Ambient storage temperature	-50°C - +100°C



DIRECTIVES

2014/35/EU (LVD)
2011/65/EU (RoHS)
2012/19/EU (WEEE)

PRODUCT STANDARDS

IEC/EN 60999-1
IEC/EN 60999-2
IEC/EN 60300

Technical features of saddle terminal blocks:

Rated cross-section (mm ²)	Rated current (A)	Entry cable cross-section (mm ²)	Tightening torque (Nm)
16	76	6 - 16	0.8
25	101	10 - 25	1.2
35	125	16 - 35	1.2
70	192	50 - 70	2
120	269	95 - 120	2.5
240	415	150 - 240	6
300	520	240 - 300	6

Technical features of terminal blocks on metal bar:

Rated cross-section (mm ²)	Rated current (A)	Entry cable cross-section (mm ²)	Tightening torque (Nm)
6	41	1,5 - 6	0.8
16	76	4 - 16	1.2



Terminal blocks with saddle terminals for back plates 500V

Box min. dimensions (mm)		No. of poles per section	Palazzoli code	Pack Qty
TAIS	ALUPRES			
125x92	92x92	3x16 mm ²	159030	1
185x125	125x125	3x25 mm ²	159032	1
	155x155	3x35 mm ²	159033	5
190x185	185x185	3x70 mm ²	159034	1
250x250	220x220	3x120 mm ²	159035	1
370x250	295x295	3x240 mm ²	159036	1
500x370	373x373	3x300 mm ²	159037	1
185x125	125x125	4x16 mm ²	159040	10
	155x155	4x25 mm ²	159042	5
190x185	185x185	4x35 mm ²	159043	1
250x250	220x220	4x70 mm ²	159044	1
370x250	295x295	4x120 mm ²	159045	1
500x370	373x373	4x240 mm ²	159046	1



Terminal blocks in ceramic on metallic bar for TAIS boxes 400V

For boxes with dimensions (mm)	No. of poles per section	Palazzoli code	Pack Qty
92x92	4x6 mm ²	532725	1
92x125, 92x185	4x6 mm ²	532745	1
125x125, 125x185	4x16 mm ²	532747	1

Features: codes 532735 and 532755 in insulating material.

Technical accessories:





Control

STANDARD APPLICATIONS



CAM-SZ

Wall-mounted technopolymer isolator switches
Page 178



CAM-SZ

Isolator switches for base mounting and back panel mounting
Page 179



CAM-ST

Multi-diagram cam switches
Page 181



ALARM

Sirens and bells in aluminium alloy
Page 210

HEAVY-DUTY APPLICATIONS



CAM-TAIS

Rotary switches in thermosetting GRP
Page 184



CAM-ALUPRES

Rotary switches in aluminium alloy
Page 186



CAM-FIRE

Rotary switches in aluminium alloy, fire resistant
Page 189



CAM

Multi-diagram cam switches
Page 191



TAIS MIGNON

Small devices in thermosetting GRP
Page 200



RONDÒ

Small devices in aluminium alloy
Page 208

CAM-SZ





CAM-SZ

Wall-mounted technopolymer isolator switches

ADVANTAGES



1

The CAM-SZ series is of the AC3 - AC23A category and is suitable for highly inductive loads. The switch is designed to accommodate two auxiliary contacts for remote signalling.

The yellow cover and the red handle are easily identifiable even in the presence of smoke.

2



CONTROL



3

A rational and complete range from 16A to 100A, in the control and emergency versions, with a large internal space that facilitates wiring and ensures maximum heat dissipation.

The handle, padlockable in the 0 and 1 positions, prevents unintended actuations.

4





CAM-SZ

Wall-mounted technopolymer isolator switches

Body material	Technopolymer
Colour	RAL 7035 Light grey (standard version) RAL 7042 Traffic grey (standard handle) RAL 1018 Zinc yellow (emergency cover) RAL 3020 Traffic red (emergency handle)
Protection rating	IP65
Impact resistance	IK08
Resistance to abnormal heat and fire	960°C (switch) 650°C (enclosure)
Flammability class	V-0 (switch) HB (enclosure)
Insulation class	II
Ambient operating temperature	-25°C - +60 °C
Ambient storage temperature	-40 °C - +80 °C
Rated current	16A - 25A - 32A - 40A - 63A - 100A
Operating Voltage	Up to 690V
Insulation voltage	690V
Operating frequency	50/60Hz



DIRECTIVES

2014/35/EU (LVD)
2011/65/EU (RoHS)
2012/19/EU (WEEE)

PRODUCT STANDARDS

IEC/EN 60947-1
IEC/EN 60947-3
IEC/EN 63000

Rated operating current:		16A	25A	32A	40A	63A	100A	
Thermal current I _{th}		A	16	25	32	40	63	100
AC-21A	690V	A	16	25	32	40	63	100
AC-22A	690V	A	16	25	32	40	63	100
AC23A	230V	A	16	25	32	40	63	63
	400V							
	500V							
	690V							
AC23A	230V	kW	5.1	8.0	10.2	12.7	20.1	20.1
	400V		8.9	13.9	17.7	22.2	34.9	34.9
	500V		11.1	17.3	22.2	27.7	43.6	43.6
	690V		15.3	23.9	30.6	38.2	60.2	60.2
AC3	230V	kW	5.1	8.0	10.2	12.7	15.9	15.9
	400V		8.9	13.9	17.7	22.2	27.7	27.7
	500V		11.1	17.3	22.2	27.7	34.6	34.6
	690V		15.3	23.9	30.6	38.2	47.8	47.8

Wiring data:		16A	25A	32A	40A	63A	100A
Entry cable cross-section	mm ²	1 - 10			6 - 35		
Tightening torque	Nm	2			3		



Wall-mounted emergency isolator switches in technopolymer IP65



Rated current (A)	Poles	CAM scheme	Palazzoli code	Pack Qty
16	2	1	208162	1
	3	2	208163	1
	4	3	208164	1
25	3	2	208253	1
	4	3	208254	1
32	2	1	208322	1
	3	2	208323	1
	4	3	208324	1
40	3	2	208403	1
	4	3	208404	1
63	3	2	208633	1
	4	3	208634	1
100	3	2	208103	1
	4	3	208104	1

Equipment included: complete with terminal cover.
Features: handle padlockable in position 0.



Wall-mounted control isolator switches in technopolymer IP65



Rated current (A)	Poles	CAM scheme	Palazzoli code	Pack Qty
16	2	1	209162	1
	3	2	209163	1
	4	3	209164	1
25	3	2	209253	1
	4	3	209254	1
32	2	1	209322	1
	3	2	209323	1
40	3	2	209403	1
	4	3	209404	1
63	3	2	209633	1
	4	3	209634	1
100	3	2	209103	1
	4	3	209104	1

Equipment included: complete with terminal cover.
Features: handle padlockable in position 0 and 1.

Technical accessories:



page 179

page 170



CAM-SZ

Isolator switches for base mounting and back panel mounting

CONTROL



Emergency isolator switches with doorlock and yellow front plate for base mounting IP65



Rated current (A)	Poles	CAM scheme	Front plate dimensions (mm)	Palazzoli code	Pack Qty
16	2	1	67x67	265162	1
	3	2	67x67	265163	1
	4	3	67x67	265164	1
25	3	2	67x67	265253	1
	4	3	67x67	265254	1
32	2	1	67x67	265322	1
	3	2	67x67	265323	1
	4	3	67x67	265324	1
40	3	2	67x67	265403	1
	4	3	67x67	265404	1
63	2	1	67x67	265632	1
	3	2	67x67	265633	1
	4	3	67x67	265634	1
100	3	2	67x67	265103	1
	4	3	67x67	265104	1

Features: IP20 terminals suitable for fastening cables without prior preparation of the conductors and without the use of terminals. The handles are padlockable in positions 0.
Uses: direct fixing on plate by means of screws or on DIN rail.



Emergency isolator switches with yellow front plate for base mounting IP65



Rated current (A)	Poles	CAM scheme	Front plate dimensions (mm)	Palazzoli code	Pack Qty
16	2	1	67x67	267162	1
	3	2	67x67	267163	1
	4	3	67x67	267164	1
25	3	2	67x67	267253	1
	4	3	67x67	267254	1
32	2	1	67x67	267322	1
	3	2	67x67	267323	1
	4	3	67x67	267324	1
40	3	2	67x67	267403	1
	4	3	67x67	267404	1
63	2	1	67x67	267632	1
	3	2	67x67	267633	1
	4	3	67x67	267634	1
100	3	2	67x67	267103	1
	4	3	67x67	267104	1

Features: IP20 terminals suitable for clamping cables without prior preparation of the conductors and without the use of terminals. The handles are padlockable in the 0 position.
Notes: the auxiliary contacts cannot be used.



Black handle with grey front plate

Front plate type	Rated current (A)	Flange dimensions (mm)	Palazzoli code	Pack Qty
	16-100	67x67	270909	1



Auxiliary contacts for switch status signalling

Rated current (A)	Switch type	Contact type	Palazzoli code	Pack Qty
10	16A - 100A	1 NC (Late break)	270326	1
		1 NO postponed	270327	1
		1 NC	270330	1
		1 NO	270331	1
		1 NO + 1 NC	270332	1

Features: code 270332 consisting of 2 contacts.



Extension shafts for switches for base mounting 16A/100A

Rated current (A)	Board diameter (mm)	Length (mm)	Palazzoli code	Pack Qty
16-100	6	225	270225	1
	6	350	270350	1
	6	500	270500	1

Notes: the auxiliary contacts cannot be used.



Adjustable spacer support kit in steel for base-mounting devices

Min length (mm)	Max. length (mm)	Palazzoli code	Pack Qty
97	168	270900	10

Features: It consists of 4 equal squares in galvanised steel with self-threading screws and washers.

Uses: it is used for fixing devices in the right position and height for correct coupling with the handle applied to the hatch.



CAM-ST

Multi-diagram cam switches



Body material	Technopolymer
Colour	RAL 7035 Light grey
Protection rating	IP65 (handle) IP20 (terminals)
Impact resistance	IK08
Resistance to abnormal heat and fire	960°C (switch) 850 °C (handle and front plate)
Flammability class	V-0 (switch) HB (handle and front plate)
Ambient operating temperature	-25°C - +60°C
Ambient storage temperature	-40°C - +80°C
Rated current	12A - 16A - 20A - 25A - 32A - 40A - 63A
Operating Voltage	Up to 690V
Insulation voltage	690V
Operating frequency	50/60Hz

Rated operating current:		12A	16A	20A	25A	32A	40A	63A			
Thermal current I _{th}	A	12	16	20	25	32	40	63			
AC-21A	690V	12	16	20	25	32	40	63			
AC-22A	690V	12	16	20	25	32	40	63			
AC-23A	230V	A	10	14	18	20	32	40	63		
	400V		A	6	10	12	16	25	32	50	
	500V			kW	3.2	4.5	5.7	6.4	10.2	12.7	20.1
	600V				5.5	7.8	10	11.1	17.7	22.2	34.9
AC-23A	230V	kW	4.2	6.9	8.3	11.1	17.3	22.2	34.6		
	400V		5	8.3	10	13.3	20.8	26.6	41.6		
	500V		kW	2.5	3.8	5.1	5.7	8.9	11.2	17.8	
	600V			4.4	6.7	8.9	10	15.5	19.4	31	
AC-3	230V	kW	4.2	6.9	8.3	11.1	17.3	22.2	34.6		
	400V		5.7	9.6	11.5	15.3	23.9	30.6	47.8		
	500V		kW	2.5	3.8	5.1	5.7	8.9	11.2	17.8	
	690V			4.4	6.7	8.9	10	15.5	19.4	31	

Wiring data:		12A	16A	20A	25A	32A	40A	63A
Entry cable cross-section	mm ²	1,5 - 6				2.5 - 16		
Tightening torque	Nm	1				3		



DIRECTIVES

2014/35/EU (LVD)

PRODUCT STANDARDS

IEC/EN 60947-1
IEC/EN 60947-3



CAM-ST

Multi-diagram cam switches




Switches with grey front plate for base mounting IP65



Rated current (A)	Poles	CAM scheme	Depth (mm)	Palazzoli code 48x48	Palazzoli code 67x67	Pack Qty
12	1	0	33	210121	211121	1
	2	1	33	210122	211122	1
	3	2	46	210123	211123	1
	4	3	46	210124	211124	1
	5	43	59	210125	211125	1
	6	44	59	210126	211126	1
16	1	0	33	210161	211161	1
	2	1	33	210162	211162	1
	3	2	46	210163	211163	1
	4	3	46	210164	211164	1
	5	43	59	210165	211165	1
	6	44	59	210166	211166	1
20	1	0	33	210201	211201	1
	2	1	33	210202	211202	1
	3	2	46	210203	211203	1
	4	3	46	210204	211204	1
	5	43	59	210205	211205	1
	6	44	59	210206	211206	1
25	1	0	33	210251	211251	1
	2	1	33	210252	211252	1
	3	2	46	210253	211253	1
	4	3	46	210254	211254	1
	5	43	59	210255	211255	1
	6	44	59	210256	211256	1
32	1	0	43		212321	1
	2	1	60		212322	1
	3	2	77		212323	1
	4	3	94		212324	1
40	1	0	43		212401	1
	2	1	60		212402	1
	3	2	77		212403	1
	4	3	94		212404	1
63	1	0	43		212631	1
	2	1	60		212632	1
	3	2	77		212633	1
	4	3	94		212634	1

Features: the 67x67 handles are padlockable in positions 0 and I.

Technical accessories:




Switches with padlockable yellow front plate for base mounting IP65



Rated current (A)	Poles	CAM scheme	Depth (mm)	Palazzoli code 67x67	Pack Qty
12	3	2	46	214123	1
	4	3	46	214124	1
16	3	2	46	214163	1
	4	3	46	214164	1
20	3	2	46	214203	1
	4	3	46	214204	1
25	3	2	46	214253	1
	4	3	46	214254	1
32	3	2	60	214323	1
	4	3	60	214324	1
40	3	2	60	214403	1
	4	3	60	214404	1
63	3	2	60	214633	1
	4	3	60	214634	1

Features: the handles are padlockable in positions 0.

Technical accessories:




Two-way switches with grey front plate for base mounting IP65



Rated current (A)	Poles	CAM scheme	Depth (mm)	Palazzoli code 48x48	Palazzoli code 67x67	Pack Qty
12	1	8	33	236121	237121	1
	2	9	46	236122	237122	1
	3	10	59	236123	237123	1
16	1	8	33	236161	237161	1
	2	9	46	236162	237162	1
	3	10	59	236163	237163	1
20	1	8	33	236201	237201	1
	2	9	46	236202	237202	1
	3	10	59	236203	237203	1
25	1	8	33	236251	237251	1
	2	9	46	236252	237252	1
	3	10	59	236253	237253	1

Technical accessories:





CAM-ST

Multi-diagram cam switches




Selector switches with grey front plate for base mounting IP65



Rated current (A)	Poles	CAM scheme	Depth (mm)	Palazzoli code 48x48	Palazzoli code 67x67	Pack Qty
12	1	4	33	215121	216121	1
	2	5	46	215122	216122	1
	3	6	59	215123	216123	1
	4	7	72	215124	216124	1
16	1	4	33	215161	216161	1
	2	5	46	215162	216162	1
	3	6	59	215163	216163	1
	4	7	72	215164	216164	1
20	1	4	33	215201	216201	1
	2	5	46	215202	216202	1
	3	6	59	215203	216203	1
	4	7	72	215204	216204	1
25	1	4	33	215251	216251	1
	2	5	46	215252	216252	1
	3	6	59	215253	216253	1
	4	7	72	215254	216254	1
32	1	4	43		217321	1
	2	5	60		217322	1
	3	6	77		217323	1
	4	7	94		217324	1
40	1	4	43		217401	1
	2	5	60		217402	1
	3	6	77		217403	1
	4	7	94		217404	1
63	1	4	43		217631	1
	2	5	60		217632	1
	3	6	77		217633	1
	4	7	94		217634	1

Technical accessories:



Three-pole reversing switches with grey front plate for base mounting IP65



Rated current (A)	CAM scheme	Depth (mm)	Palazzoli code 48x48	Palazzoli code 67x67	Pack Qty
12	12	59	221123	222123	1
16	12	59	221163	222163	1
20	12	59	221203	222203	1
25	12	59	221253	222253	1
32	12	77		223323	1
40	12	77		223403	1
63	12	77		223633	1



Dahlander pole selector switches with grey front plate for base mounting IP65



Rated current (A)	CAM scheme	Depth (mm)	Palazzoli code 48x48	Palazzoli code 67x67	Pack Qty
12	66	72	381123	382123	1
16	66	72	381163	382163	1
20	66	72	381203	382203	1
25	66	72	381253	382253	1




Star-delta starters with grey front plate for base mounting IP65



Rated current (A)	CAM scheme	Depth (mm)	Palazzoli code 48x48	Palazzoli code 67x67	Pack Qty
12	13	72	218123	219123	1
16	13	72	218163	219163	1
20	13	72	218203	219203	1
25	13	72	218253	219253	1
32	13	94		220323	1
40	13	94		220403	1
63	13	94		220633	1

Technical accessories:





CAM-ST

Multi-diagram cam switches



Adaptor for mounting 12 A to 25A devices with screws on a 22 mm Ø hole

Front plate dimensions (mm)	Colour	Palazzoli code	Pack Qty
48x48	black	270237	1
67x67	black	270239	1
	yellow / red	270240	1



Adaptor for base mounting or installation on DIN rail

Rated current (A)	Width (mm)	Palazzoli code	Pack Qty
12-25	54	270236	1
32-63	78	270243	1



Wall-mounted box in technopolymer suitable for base-mounted devices IP65

Outer dimensions (mm)	Available depth (mm)	Palazzoli code	Pack Qty
121x158x107	90	270247	1



Extension shafts in aluminium alloy for base-mounted devices


Rated current (A)	Board diameter (mm)	Width (mm)	Palazzoli code	Pack Qty
12-25	6	225	271225	1
	6	350	271350	1
	6	500	271500	1
32-63	6	225	274225	1
	6	350	274350	1
	6	500	274500	1



Universal wall-mounted box in technopolymer IP65

Outer dimensions (mm)	Available depth (mm)	Palazzoli code	Pack Qty
121x158x107	90	270248	1

Technical accessories:





CAM-TAIS

Rotary switches in thermosetting GRP

Body material	Palazzoli Thermosetting GRP
Colour	RAL 5015 Sky blue (cover) RAL 7042 Traffic grey (base)
Protection rating	IP65 - IP66/ IP67
Impact resistance	IK10
Glow Wire Test	960°C
Flammability class	V-0
Insulation class	II
Ambient operating temperature	-25°C - +60°C
Ambient storage temperature	-50°C - +80°C
Rated current	From 16A to 630A
Operating Voltage	690V
Insulation voltage	690V
Operating frequency	50/60Hz



Wall-mounted isolator switches
with metric hole entries
50/60Hz IP66/IP67



Rated current (A)	Poles	CAM scheme	Enclosure dimensions (mm)	Hole type	Palazzoli code	Pack Qty
16	2	1	92x125		292101	1
	3	2			292102	1
	4	3			292103	1
25	3	2	125x185		292202	1
	4	3			292203	1
32	3	2	125x185		292232	1
	4	3			292233	1
40	3	2	125x185		292302	1
	4	3			292303	1
63	3	2	125x185		292412	1
	4	3			292413	1

Features: handle padlockable with 3 padlocks up to 8 mm.

Technical accessories:



DIRECTIVES

2014/35/EU (LVD)
2011/65/EU (RoHS)
2012/19/EU (WEEE)

PRODUCT STANDARDS

IEC/EN 60947-1
IEC/EN 60947-3
IEC/EN 63000

The technical features of CAM-TAIS switches are on page 449.



CAM-TAIS

Rotary switches in thermosetting GRP



Wall-mounted isolator switches with windowed walls 50/60Hz IP65




Rated current (A)	Poles	CAM scheme	Enclosure dimensions (mm)	Window type	Palazzoli code	Pack Qty
100	3	2	185x250		292512	1
	4	3			292503	1
125	3	2	185x250		292542	1
	4	3			292543	1
160	3	2	185x250		292552	1
	4	3			292553	1
200	3	2	250x370		292621	1
	4	3			292623	1
250	3	2	250x370		292632	1
	4	3			292633	1
400	4	3	370x500		292703	1
630	4	3	370x500		292733	1

Equipment included: coupling and flange fixing screws.

Features: handle padlockable in the "0" position with 2 padlocks up to 4.5 mm.

Technical accessories:



Wall-mounted isolator switches with fuse holder base 50/60Hz IP66/IP67



Rated current (A)	Poles	CAM scheme	Enclosure dimensions (mm)	Hole type	Palazzoli code	Pack Qty
16 fuses E16 NDZ	3	2	92x240		290163	1
	4	3			290164	1
25 fuses E16 NDZ	3	2	92x240		290522	1
	4	3			290523	1
32 fuses E16 NDZ	3	2	92x240		290323	1
	4	3			290324	1
40 fuses DIII E33	3	2	125x335		290642	1
	4	3			290643	1
63 fuses DIII E33	3	2	125x335		290762	1
	4	3			290763	1

Features: handle padlockable with 3 padlocks up to 8 mm.

Technical accessories:



Wall-mounted isolator switches with windowed walls and fuse holder base 50/60Hz IP65




Rated current (A)	Poles	CAM scheme	Enclosure dimensions (mm)	Window type	Palazzoli code	Pack Qty
100 fuses ACR GR 00	4	3	250x370		293053	1
125 fuses ACR GR 00						
160 fuses ACR GR 00	4	3	250x370		293123	1
200 fuses ACR GR 1						
250 fuses ACR GR 1	4	3	370x500		293063	1
250 fuses ACR GR 1						
250 fuses ACR GR 1	4	3	370x500		293263	1
250 fuses ACR GR 1						

Equipment included: coupling and flange fixing screws.

Features: handle padlockable in the "0" position with 2 padlocks up to 4.5 mm.

Technical accessories:



CONTROL



CAM-ALUPRES

Marine aluminium alloy rotary switches

Body material	Marine aluminium alloy
Colour	RAL 5012 Light blue (cover) RAL 7035 Light grey (base)
Protection rating	IP55 - IP65 - IP66/IP67
Impact resistance	IK10
Insulation class	I
Ambient operating temperature	-25°C - +60°C
Ambient storage temperature	-50°C - +80°C
Rated current	From 16A to 630A
Operating Voltage	690V
Insulation voltage	690V
Operating frequency	50/60Hz



DIRECTIVES

2014/35/EU (LVD)
2011/65/EU (RoHS)
2012/19/EU (WEEE)

PRODUCT STANDARDS

IEC/EN 60947-1
IEC/EN 60947-3
IEC/EN 63000

The technical characteristics of CAM-ALUPRES switches up to 4 poles are on page 450. The technical specifications of all other control devices are on page 449.



Wall-mounted isolator switches with windowed walls
50/60Hz IP66/IP67



Rated current (A)	Poles	CAM scheme	Enclosure dimensions (mm)	Window type	Palazzoli code	Pack Qty
16	2	1	92x125		272141	1
	3	2			272142	1
	4	3			272143	1
25	6	3.1	125x185		272144**	1
	3	2			272242	1
	4	3			272243	1
32	6	3.1	185x252		272244**	1
	3	2			272232	1
	4	3			272233	1
40	3	2	252x315		272302	1
	4	3			272303	1
	6	3.1			272304**	1
63	3	2	252x507		282402	1
	4	3			282403	1
	6	3.1			282404**	1
100	3	2	373x507		272502	1
	4	3			272503	1
	3	2			272542*	1
125	4	3	373x630		272543*	1
	3	2			272552*	1
	4	3			272553*	1
160	3	2	blind walls		282602*	1
	4	3			282603*	1
	3	2			272632*	1
200	4	3	blind walls		272633*	1
	3	2			282703*	1
	4	3			282803*	1
250	4	3	blind walls		282703*	1
	4	3			282803*	1
	4	3			282803*	1
400	4	3	blind walls		282703*	1
	4	3			282803*	1
	4	3			282803*	1
630	4	3	blind walls		282703*	1
	4	3			282803*	1
	4	3			282803*	1

Equipment included: coupling gaskets and screws.

Features: handle padlockable with 3 padlocks up to 8 mm.

Earthing connection inside and outside the box.

* IP65 protection rating, handle padlockable in the "0" position with 2 padlocks up to 4.5 mm.

** The 6P version does not support auxiliary contacts.

Technical accessories:





CAM-ALUPRES

Marine aluminium rotary switches



Wall-mounted selector switches with windowed walls 50/60Hz IP66/IP67



Rated current (A)	Poles	CAM scheme	Enclosure dimensions (mm)	Window type	Palazzoli code	Pack Qty
16	3	6	92x125		272146	1
	4	7			272147	1
25	3	6	92x125		272246	1
	4	7			272247	1
40	3	6	125x185		272306	1
	4	7			272307	1
63	3	6	252x185		282406	1
	4	7			282407*	1
100	4	7	315x315		272507*	1
200	4	7	373x373		282607*	1

Equipment included: coupling gaskets and screws.
Features: earthing connection inside and outside the box.
 *the protection rating is IP55, handles with mechanical lever and bevel gear transmission.




Wall-mounted two-way switches with windowed walls 50/60Hz IP66/IP67



Rated current (A)	Poles	CAM scheme	Enclosure dimensions (mm)	Window type	Palazzoli code	Pack Qty
16	1	8	92x92		272148	1

Equipment included: coupling gaskets and screws.
Features: earthing connection inside and outside the box.

Technical accessories:




Wall-mounted reversing switches with windowed walls for three-phase motors 50/60Hz IP66/IP67



Rated current (A)	CAM scheme	Enclosure dimensions (mm)	Window type	Palazzoli code	Pack Qty
16	12	92x125		272152	1
25	12			272252	1
40	12	125x185		272312	1
63	12			282412	1

Equipment included: coupling gaskets and screws.
Features: earthing connection inside and outside the box.

Technical accessories:



Auxiliary contacts for switch status signalling

Rated current (A)	Switch type	Contact type	Palazzoli code	Pack Qty
10	16A - 100A 2P, 3P, 4P	1 NC (Late break)	270326	1
		1 NO postponed	270327	1
		1 NC	270330	1
		1 NO	270331	1
		1 NO + 1 NC	270332	1

Features: code 270332 consisting of 2 contacts.

CONTROL

CAM - FIRE





CAM-FIRE

Rotary switches in aluminium alloy, fire resistant

Body material	Aluminium alloy
Colour	RAL 3020 Traffic red (cover) RAL 7035 Light grey (base)
Protection rating	IP66/IP67 (16A-63A) IP55 (125A - 200A)
Impact resistance	IK10
Insulation class	I
Ambient operating temperature	-25°C - +70°C
Ambient storage temperature	-50°C - +80°C
Rated current	16A - 25A - 40A - 63A 125A - 160A - 200A
Operating Voltage	max. 500 V
Insulation voltage	500V
Operating frequency	50/60Hz



DIRECTIVES

2014/30/EU (EMC)
2014/35/EU (LVD)
2011/65/EU (RoHS)
2012/19/EU (WEEE)
2009/125/EC (ErP)
EU Reg. 2019/2020 (EcoDesign)

PRODUCT STANDARDS

IEC/EN 60947-3
EN 12101-3

Rated operating current:		16A	25A	40A	63A	125A	160A	200A	
Thermal current I _{th}		A	16	25	40	63	125	160	200
AC-21A	415V	A	16	25	40	63	125	160	200
	500V	A	16	25	40	63	125	160	200
AC-22A	415V	A	16	25	40	63	125	160	200
	500V	A	16	25	40	63	125	160	200
AC-23A	230V	A	16	25	40	63	-	160	200
	400V								
	500V								
AC-23A	230V	kW	5.1	8.0	12.7	20.1	-	51.0	63.7
	400V		8.9	13.9	22.2	34.9	-	88.7	110.9
	500V		11.1	17.3	27.7	43.6	-	110.9	138.6
AC-3	230V	kW	4.5	6.4	11.2	17.5	-	25.5	31.9
	400V		7.8	11.1	19.4	30.5	-	44.3	55.4
	500V		9.7	13.9	24.2	38.1	-	55.4	69.3

Wiring data:		16A	25A	40A	63A	125A	160A	200A
Entry cable cross-section	mm ²	1-4	1.5-6	4-10	6-16	16-70	16-70	16-95
Tightening torque	Nm	1.5		2		3	6	6



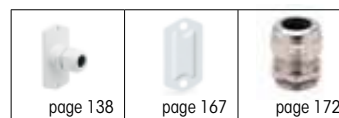
Wall-mounted isolator switches with windowed walls, fire resistant (F400 class)
50/60Hz IP66/IP67 400 °C 120'



Rated current (A)	Poles	CAM scheme	Enclosure dimensions (mm)	Window type	Palazzoli code	Pack Qty
16	3	2	92x125	blind walls	152130	1
	4	3			152140	1
	6	3.1			152160	1
25	3	2	125x185	blind walls	152230	1
	4	3			152240	1
	6	3.1			152260	1
40	3	2	125x185	blind walls	152330	1
	4	3			152340	1
	6	3.1			152360	1
63	3	2	185x252	blind walls	152430	1
	4	3			152440	1
	6	3.1			152460	1
125	3	2	220x315	F3	152530*	1
	4	3			152540*	1
160	3	2	220x315	F3	152631*	1
	4	3			152641*	1
200	3	2	220x315	F3	152630*	1
	4	3			152640*	1

Equipment included: earth terminal, inside and outside the box. Gasket.
Features: padlockable handle. Flanges not included.
*the protection rating is IP55.

Technical accessories:



page 138

page 167

page 172



CAM

Multiway cam switches for base mounting



Body material	Palazzoli Thermosetting GRP
Protection rating	IP65 (handle) IP00 (terminals)
Impact resistance	IK08
Resistance to abnormal heat and fire	960°C
Flammability class	V-0
Ambient operating temperature	-25°C - +60°C
Ambient storage temperature	-40°C - +80°C
Rated current	16A - 25A - 40A - 63A - 100A 200A - 400A - 600A - 800A - 1200A
Operating Voltage	50V - 500V
Insulation voltage	500V
Operating frequency	50/60Hz



DIRECTIVES

2014/35/EU (LVD)

PRODUCT STANDARDS

IEC/EN 60947-1
IEC/EN 60947-3

Rated operating current:		16A	25A	40A	63A	100A	200A	
Thermal current I_{th}	A	16	25	40	63	100	200	
AC-21A	415V	A	16	25	40	63	200	
	500V	A	16	25	40	63	200	
AC-22A	415V	A	16	25	40	63	200	
	500V	A	16	25	40	63	200	
AC-23A	230V	A	16	25	40	63	200	
	400V	A	16	25	40	63	200	
	500V	A	16	25	40	63	200	
AC-23A	230V	kW	5.1	8.0	12.7	20.1	31.9	63.7
	400V		8.9	13.9	22.2	34.9	55.4	110.9
	500V		11.1	17.3	27.7	43.6	69.3	138.6
AC-3	230V	kW	4.5	6.4	11.2	17.5	-	31.9
	400V		7.8	11.1	19.4	30.5	-	55.4
	500V		9.7	13.9	24.2	38.1	-	69.3

Wiring data:		16A	25A	40A	63A	100A	200A
Entry cable cross-section	mm ²	1-4	1.5-6	4-10	6-16	10-35	16-95
Tightening torque	Nm	1.5		2		3	6



CAM

Multiway cam switches for base mounting



Isolator switches with black anodised aluminium front plate for distribution boards IP65



Rated current (A)	Poles	CAM scheme	Depth (mm)	Front plate dimensions (mm)	Palazzoli code	Pack Qty
16	1	0	52	64x64	276600	1
	2	1	52	64x64	276601	5
	3	2	67	64x64	276602	5
	4	3	67	64x64	276603	5
25	2	1	52	64x64	276701	1
	3	2	68	64x64	276702	5
	4	3	68	64x64	276703	5
40	2	1	74	94x94	276801	1
	3	2	92	94x94	276802	1
	4	3	92	94x94	276803	1
63	3	2	108	94x94	286902	1
	4	3	108	94x94	286903	5
100	4	3	133	134x134	276503	1
200	4	3	145	134x134	286603	1

Technical accessories:



page 193

page 193

page 193



Selector switches with black anodised aluminium front plate for distribution boards IP65



Rated current (A)	Poles	CAM scheme	Depth (mm)	Front plate dimensions (mm)	Palazzoli code	Pack Qty
16	1	4	52	64x64	276604	1
	2	5	67	64x64	276605	1
	3	6	83	64x64	276606	5
	4	7	98	64x64	276607	1
25	2	5	68	64x64	276705	1
	3	6	84	64x64	276706	1
	4	7	100	64x64	276707	1
	2	5	92	94x94	276805	1
40	3	6	110	94x94	276806	1
	4	7	128	94x94	276807	1
	3	6	134	94x94	286906	1
63	4	7	159	94x94	286907	1
	4	7	197	134x134	276507	1
200	4	7	221	134x134	286607	1

Technical accessories:



page 193

page 193

page 193



Isolator switches with black anodised aluminium front plate for distribution boards IP65



Rated current (A)	Poles	CAM scheme	Depth (mm)	Front plate dimensions (mm)	Palazzoli code	Pack Qty
400	4	3	221	134x134	286703	1
600	3	2	259	134x134	286732	1
800	3	2	297	134x134	286762	1
1200	3	2	411	134x134	286782	1



CAM

Multiway cam switches for base mounting



Two-way switches with black anodised aluminium front plate for distribution boards IP65



Rated current (A)	Poles	CAM scheme	Depth (mm)	Front plate dimensions (mm)	Palazzoli code	Pack Qty
16	1	8	52	64x64	276608	1
	2	9	67	64x64	276609	1
	3	10	83	64x64	276610	1
	4	11	98	64x64	276611	1

Uses: they can be fixed onto the hatch or in blind compartments (e.g. empty steel pillars).

Technical accessories:



Star-delta starters with black anodised aluminium front plate for distribution boards IP65



Rated current (A)	CAM scheme	Depth (mm)	Front plate dimensions (mm)	Palazzoli code	Pack Qty
16	13	98	64x64	276613	1
25	13	100	64x64	276713	1
40	13	128	99x99	276813	1
63	13	159	99x99	286913	1
100	13	197	134x134	276513	1

Technical accessories:



Reversing switches with black anodised aluminium front plate for distribution boards IP65



Rated current (A)	CAM scheme	Depth (mm)	Front plate dimensions (mm)	Palazzoli code	Pack Qty
16	12	83	64x64	276612	5
25	12	84	64x64	276712	5
40	12	110	99x99	276812	1
63	12	134	99x99	286912	1

Technical accessories:





CAM

Multiway cam switches for base mounting





Transparent protection covers for distribution boards IP54

For devices with depth (mm)	Palazzoli code	Pack Qty
52/67/68	276910	1
74/82/92	276930	1
79/83/84/95/96/98/100	276911	1
108/110/128/134	276931	1
114/116/130/132	276912	1
145/148/160/164	276913	1
159	276932	1

Uses: they have passages with stepped gland in non-ageing elastomer. They ensure IP54 rear protection.







Grey padlockable handles with blue technopolymer flange for distribution board or flush mounting IP54

Front plate type	Rated current (A)	Flange dimensions (mm)	Palazzoli code	Pack Qty
 	16-25	67x67	292125	10
	40-63	99x99	292325	1





Flush-mounted black handles with aluminium front plate and transparent protection IP54

Front plate type	Rated current (A)	Flange dimensions (mm)	Palazzoli code	Pack Qty
	16-25	67x67	292116	1
	40-63	99x99	292316	1
	16-25	67x67	292136	1
	40-63	99x99	292336	1
	16	67x67	292146	1
	16-25	67x67	292156	1
	40-63	99x99	292356	1



Red padlockable handles with yellow flange in technopolymer material for distribution board or flush mounting IP54

Front plate type	Rated current (A)	Flange dimensions (mm)	Palazzoli code	Pack Qty
 	16-25	67x67	292105	10
	40-63	99x99	292305	1



CAM

Multiway cam switches for base mounting




Isolator switches with door lock and protection cap for base mounting



Rated current (A)	Poles	CAM scheme	Depth (mm)	Palazzoli code	Pack Qty
16	3	2	96	275112	10
	4	3	96	275113	10
25	3	2	97	275212	10
	4	3	97	275213	10
40	3	2	123	275312	5
	4	3	123	275313	5
63	3	2	140	285412	5
	4	3	140	285413	5

Technical accessories:



page 195

page 196

page 195



Isolator switches with door lock and protection cap for base mounting



Rated current (A)	Poles	CAM scheme	Depth (mm)	Palazzoli code	Pack Qty
100	3	2	183	270512	1
	4	3	183	270513	1
200	3	2	195	280612	1
	4	3	195	280613	1
400	3	2	233	280712*	1
	4	3	271	280713*	1

Features: *isolator switch only.

Technical accessories:



page 195

page 196




Selector switches with door lock and protection cap for base mounting



Rated current (A)	Poles	CAM scheme	Depth (mm)	Palazzoli code	Pack Qty
16	3	6	112	275116	1
	4	7	128	275117	1
25	3	6	113	275216	1
	4	7	129	275217	1
40	3	6	141	275316	1
	4	7	159	275317	1
63	3	6	166	285416	1
	4	7	191	285417	1

Technical accessories:



page 195

page 196

page 195



Selector switches with door lock and protection cap for base mounting



Rated current (A)	Poles	CAM scheme	Depth (mm)	Palazzoli code	Pack Qty
100	4	7	247	270517	1
	200	4	7	271	280617

Technical accessories:



page 195

page 196



CAM

Multiway cam switches for base mounting



Adjustable spacer support kit in steel for base-mounting devices

Min length (mm)	Max. length (mm)	Palazzoli code	Pack Qty
97	168	270900	10

Features: suitable for 16A to 63A devices. It consists of 4 equal squares in galvanised steel with self-threading screws and washers.

Uses: it is used for fixing devices in the right position and height for correct coupling with the handle applied to the hatch.



Black handles with door lock and anodised aluminium front plate IP54

Front plate type	Rated current (A)	Flange dimensions (mm)	Palazzoli code	Pack Qty
	100	134x134	270528	1
	200	134x134	270628	2
	100	134x134	270538	1
	200	134x134	270638	1



Black handles with door lock and anodised aluminium front plate and polycarbonate protection IP54

Front plate type	Rated current (A)	Flange dimensions (mm)	Palazzoli code	Pack Qty
	16-25	67x67	295117	1
	40-63	99x99	295157	5
	16-25	67x67	295137	1
	40-63	99x99	295177	1



Black handwheel with door lock and anodised aluminium front plate IP54

Front plate type	Rated current (A)	Flange dimensions (mm)	Palazzoli code	Pack Qty
	400	134x134	270728	1



CAM

Multi-diagram cam switches



Grey padlockable handles with door lock in technopolymer IP54

Front plate type	Rated current (A)	Flange dimensions (mm)	Palazzoli code	Pack Qty
	16-25	67x67	295127	1
	40-63	99x99	295167	1

Features: padlockable in all positions.



Red padlockable handles with door lock in technopolymer IP54

Front plate type	Rated current (A)	Flange dimensions (mm)	Palazzoli code	Pack Qty
	16-25	67x67	295107	10
	40-63	99x99	295147	5

Features: padlockable in all positions.



Grey padlockable handles with anodised aluminium front plate with door lock IP65

Front plate type	Rated current (A)	Flange dimensions (mm)	Palazzoli code	Pack Qty
	16-25	83x83	295108	10
	16-25	83x83	295118	1

Features: padlockable in all positions.



Red padlockable handles with anodised aluminium front plate with door lock IP65

Front plate type	Rated current (A)	Flange dimensions (mm)	Palazzoli code	Pack Qty
	16-25	83x83	295128	10
	16-25	83x83	295138	1

Features: padlockable in all positions.



Grey padlockable handles with anodised aluminium front plate with door lock IP66/IP67

Front plate type	Rated current (A)	Flange dimensions (mm)	Palazzoli code	Pack Qty
	40-63	105x105	295308	5
	100-200	105x105	292508	1
	400	72x83	292708*	1
	40-63	105x105	295318	1
	100-200	105x105	292518	1

Features: padlockable in all positions.
* IP65 rating



Red padlockable handles with anodised aluminium front plate with door lock IP66/IP67

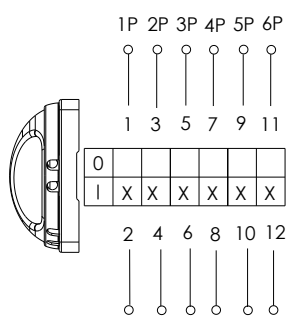
Front plate type	Rated current (A)	Flange dimensions (mm)	Palazzoli code	Pack Qty
	40-63	105x105	295328	5
	100-200	105x105	292528	2
	400	72x83	292728*	1
	40-63	105x105	295338	1
	100-200	105x105	292538	1

Features: padlockable in all positions.
* IP65 rating

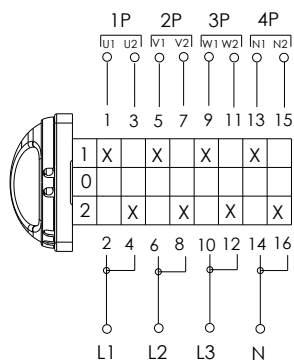


TYPICAL CONTACT SCHEMES FOR CONTROL DEVICES

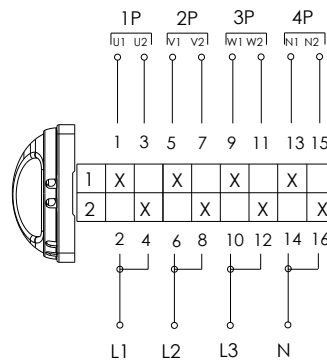
CAM 0 - 3, 43, 44, 3.1



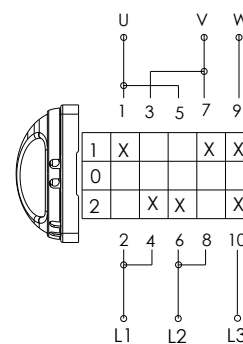
CAM 4 - 7



CAM 8 - 11

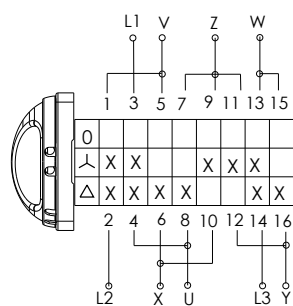


CAM 12

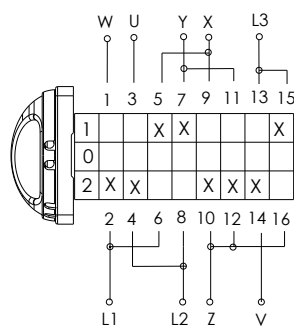


CONTROL

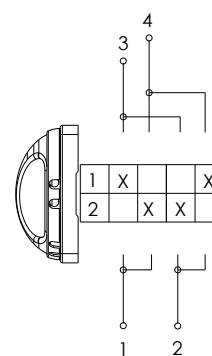
CAM 13



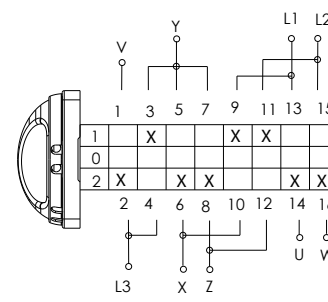
CAM 15



CAM 38



CAM 66



X = CLOSED CONTACT

TAIS MIGNON





TAIS MIGNON

Small devices in thermosetting GRP

ADVANTAGES



1

All the products of the TAIS MIGNON series are made of Palazzoli Thermosetting GRP and resist to high temperature and attacks of chemical agents.

CONTROL

Thanks to the IP67 protection rating the control devices from TAIS MIGNON series can be used in areas subject to presence of liquids and humidity.



2

All devices can easily be combined one another and allow for the creation of small series of distribution boards.

The boxes are designed to accommodate all the inserts of the DOMOTER series.



3

The TAIS MIGNON products have the most compact dimensions on the market and thanks to the different versions they can be either flush or wall mounted.



4



TAIS MIGNON

Small devices in thermosetting GRP

Body material	Palazzoli Thermosetting GRP
Colour	RAL 5015 Sky blue (cover) RAL 7035 Light grey (base)
Protection rating	IP44 - IP65 - IP67
Impact resistance	IK04
Resistance to abnormal heat and fire	960°C
Flammability class	V-0
Insulation class	II
Ambient operating temperature	-25°C - +70°C
Ambient storage temperature	-50°C - +80°C
Rated current	16A
Operating Voltage	250 V - 400 V
Operating frequency	50/60Hz



DIRECTIVES

2014/35/EU (LVD)
2011/65/EU (RoHS)
2012/19/EU (WEEE)

PRODUCT STANDARDS

IEC/EN 60669-1
IEC 23-50
IEC/EN 60309-1
IEC/EN 60309-2

Cable gland features:		M16	M20	M25
Entry cable diameter	mm	10-12	5-13	8-19
Entry cable cross-section	mm ²	min. 1.5 - max. 4		



Wall-mounted switches
IP67

Poles	Entry type	Enclosure dimensions (mm)	Rated current/voltage	Palazzoli code	Pack Qty
1P	M20	62x80x48	16A 250V~ 10A 400V~	202271	10
1P	M16 M16	62x80x48	16A 250V~ 10A 400V~	202261	1
2P	M16 M16	62x80x48	16A 250V~ 10A 400V~	202262	10
2P	M20	62x80x48	16A 250V~ 10A 400V~	202282	10
3P	M20	62x80x48	16A 400V~	202283	10

Equipment included: as many cable glands as the number of entries.
Features: code 202271 can be used with two opposite entries. Code 202283 with double breaking contacts.



Wall-mounted two-way switches
IP67

Poles	Entry type	Enclosure dimensions (mm)	Rated current/voltage	Palazzoli code	Pack Qty
1P	M20	62x80x48	16A 250V~ 10A 400V~	202276	10
1P	M16 M16	62x80x48	16A 250V~ 10A 400V~	202266	1

Equipment included: as many cable glands as the number of entries.
Features: code 202276 can also be used with two opposing entries.



Wall-mounted selector switches
IP67

Poles	Entry type	Enclosure dimensions (mm)	Rated current/voltage	Palazzoli code	Pack Qty
1P	M20	62x80x48	16A 250V~ 10A 400V~	202275	1
1P	M16 M16	62x80x48	16A 250V~ 10A 400V~	202265	1

Equipment included: as many cable glands as the number of entries.
Features: code 202275 can be used with two opposite entries. By removing the rear bond, the device becomes a double single-pole switch.



TAIS MIGNON

Small devices in thermosetting GRP



Wall-mounted push-buttons IP67

technopolymer cable gland

Poles	Entry type	Enclosure dimensions (mm)	Rated current/voltage	Palazzoli code	Pack Qty
1 NO		62x80x51	10A 400V~	261435	10
1 NO		62x80x51	10A 400V~	261403	1
1 NC		62x80x51	10A 400V~	261445	1
1 NC		62x80x51	10A 400V~	261413	1

Equipment included: as many cable glands as the number of entries.
Features: code 261435 and 261445 can be used with two opposite entries.



Wall-mounted start-stop push button panel IP67

technopolymer cable gland

Poles	Entry type	Enclosure dimensions (mm)	Rated current/voltage	Palazzoli code	Pack Qty
1 NO+1 NC		62x80x51	10A 400V~	261432	1

Equipment included: as many cable glands as the number of entries.
Features: it can be used with two opposite entries.



Wall-mounted open-close push button panel IP67

technopolymer cable gland

Poles	Entry type	Enclosure dimensions (mm)	Rated current/voltage	Palazzoli code	Pack Qty
1 NO+1 NC		62x80x51	10A 400V~	261433	1

Equipment included: as many cable glands as the number of entries.
Features: it can be used with two opposite entries.



Wall-mounted Schuko domestic socket IP44

technopolymer cable gland

Description	Entry type	Enclosure dimensions (mm)	Palazzoli code	Pack Qty
2P+ \neq 10/16A UNEL, Schuko type (with side earth) size 19mm		62x80x65	431237	10

Equipment included: as many cable glands as the number of entries.
Features: it can be used with two opposite entries.



Wall-mounted box for domoTER domestic sockets IP44

technopolymer cable gland

Entry type	Enclosure dimensions (mm)	Installable device modules	Palazzoli code	Pack Qty
	62x80x62	2	559232	1

Equipment included: as many cable glands as the number of entries.
Features: it can be used with two opposite entries.



Wall-mounted box for domoTER domestic sockets with watertight cap for plugged-in plug IP55

Entry type	Enclosure dimensions (mm)	Installable device modules	Palazzoli code	Pack Qty
	62x80x94	2	559234	1

Equipment included: cable gland in technopolymer type M20.
Features: can also be used with two opposing entries by replacing the M20 end cap, pre-mounted on the bottom side of the box, with an M20 cable gland.

Technical accessories:



page 51







TAIS MIGNON

Small devices in thermosetting GRP



Wall-mounted boxes for Ticino Magic devices IP44

technopolymer cable gland





Entry type	Enclosure dimensions (mm)	Installable device modules	Palazzoli code	Pack Qty
	62x80x62	1	559021	8
	62x80x62	1	559031	8
	62x80x62	1+1	559022	1
	62x80x62	1+1	559032	1

Equipment included: as many cable glands as the number of entries.



Wall-mounted signalling lamps with E14 lamp holder IP65

technopolymer cable gland

Rated operating voltage (V)	Entry type	Enclosure dimensions (mm)	Diffuser colour	Palazzoli code	Pack Qty
250		62x80x78	Red	800061	6
250		62x80x78	Green	800062	6
250		62x80x78	Transparent	800063	6
250		62x80x78	Yellow	800064	6

Equipment included: as many cable glands as the number of entries.

Features: it can be used with two opposite entries.



















Polycarbonate diffuser.

14 lamp holder for 3C, max. 12W lamp. Lamp not included.



Wall-mounted industrial socket-outlets 50/60Hz IP44

technopolymer cable gland

Rated current (A)	Entry type	Rated voltage (V)	Voltage colour	Poles	h ref.	Palazzoli code	Pack Qty
16		110		2P+⊕	4	471204	10
		110		3P+⊕	4	471284	1
		110		3P+N+⊕	4	471294	1
		230		2P+⊕	6	471304	10
		230		3P+⊕	9	471314	1
		230		3P+N+⊕	9	471324	1
		400		2P+⊕	9	471404	1
		400		3P+⊕	6	471414	1
		400		3P+N+⊕	6	471424	1

Equipment included: as many cable glands as the number of entries.

Features: pillar terminals for connecting cables.

Technical accessories:









page 60



Wall-mounted industrial socket-outlets for extra-low voltage 50/60Hz IP44

technopolymer cable gland

Rated current (A)	Entry type	Rated voltage (V)	Voltage colour	Poles	h ref.	Palazzoli code	Pack Qty
16		24		2P	-	471004	1
		24		3P	-	471094	1
		42		2P	12	471104	1
		42		3P	12	471114	1

Equipment included: as many cable glands as the number of entries.

Features: pillar terminals for connecting cables.

Technical accessories:



page 66



TAIS MIGNON

Small devices in thermosetting GRP



Wall-mounted fuse holder
IP65

technopolymer
cable gland

Enclosure dimensions (mm)	Entry type	Poles	Fuse type	Palazzoli code	Pack Qty
62x80x46		2P	ø8.5x23	302044	1
62x80x46		3P	ø8.5x23	302054	1
62x102x46		2P	ø8.5x32	302144	1
62x102x46		3P	ø8.5x32	302154	1

Equipment included: as many cable glands as the number of entries. Extractors for fuses.
Features: fuses not included.



Cylindrical fuses
type "gL"

Dimensions (mm)	Rated current (A)	Rated voltage (V)	Palazzoli code	Pack Qty
ø 8.5x23	2	230	302091	10
ø 8.5x23	4	230	302092	10
ø 8.5x23	6	230	302093	10
ø 8.5x23	10	230	302095	10
ø 8.5x23	16	230	302097	10
ø 8.5x32	4	400	302192	10
ø 8.5x32	6	400	302193	30
ø 8.5x32	10	400	302195	30
ø 8.5x32	16	400	302197	30



Wall-mounted junction boxes
IP65

technopolymer
cable gland

Outer dimensions (mm)	Entry type	Palazzoli code	Pack Qty
62x80x38		101021	12
62x80x38		101031	10
62x80x38		101041	12
62x80x38		101061	12
77x102x48		101151	10
77x102x48		101161	1

Equipment included: as many cable glands as the number of entries.
Features: screws in stainless steel for fixing covers.




Wall-mounted junction boxes
with increased internal capacity
IP65

technopolymer
cable gland

Outer dimensions (mm)	Entry type	Palazzoli code	Pack Qty
62x80x46		101022	10
77x102x55		101121	8

Equipment included: as many cable glands as the number of entries.
Features: screws in stainless steel for fixing covers.

Technical accessories:



page 204



TAIS MIGNON

Small devices in thermosetting GRP



Wall-mounted junction boxes with cage terminals IP65

Outer dimensions (mm)	Entry type	No. of poles per section	Palazzoli code	Pack Qty
62x80x38	M20	4x6 mm ²	101025	12
62x80x38	M20	4x6 mm ²	101035	10
62x80x38	M20	4x6 mm ²	101045	12
77x102x48	M20	5x6 mm ²	101156	10
77x102x48	M25	5x6 mm ²	101157	10

Equipment included: 6 mm² cage terminals A number of cable glands equal to the number of entries.

Features: stainless steel screws for fixing covers.



Wall-mounted modular box IP65

Outer dimensions (mm)	Entry type	Palazzoli code	Pack Qty
125x77x55	M25	101081	12

Equipment included: as many cable glands as the number of entries.

Features: screws in stainless steel for fixing covers. The modular dimensions allow combinations with watertight wall-mounted modular boxes and all the TAIS MIGNON wall-mounted devices.



Coupling fittings with metric threading for TAIS MIGNON boxes IP67

Mounting hole type	Internal hole ø (mm)	Palazzoli code	Pack Qty
M20	16	590020	5
M25	20	590025	1

Equipment included: complete with gasket.



Terminal block with screw connection for TAIS MIGNON boxes

Rated voltage (V)	No. of poles per section	Palazzoli code	Pack Qty
400	4x6 mm ²	101096	20

Features: they can be inserted inside TAIS MIGNON boxes with dimensions 77x102mm and 77x125mm with screws.




Terminal block with quick fit system for TAIS MIGNON boxes

Rated voltage (V)	No. of poles per section	Palazzoli code	Pack Qty
400	4x6 mm ²	101095	10

Features: they can be inserted inside TAIS MIGNON boxes with dimensions 77x102mm and 77x125mm with screws.

Technical accessories:



page 203



TAIS MIGNON

Small devices in thermosetting GRP



Flush-mounted switches
IP67

Poles	Rated current/voltage	Flush-mount dimensions (mm)	Palazzoli code	Pack Qty
1P	16A 250V~ 10A 400V~	62x80	202291	1
2P	16A 250V~ 10A 400V~	62x80	202292	1
3P	16A 400V~	62x80	202293	1

Equipment included: with through holes for cable entry and accessories for panel fixing.
Features: code 202293 with double break contacts.



Flush-mounted two-way switches
IP67

Poles	Rated current/voltage	Flush-mount dimensions (mm)	Palazzoli code	Pack Qty
1P	16A 250V~ 10A 400V~	62x80	202296	1

Equipment included: with through holes for cable entry and accessories for panel fixing.



Flush-mounted selector switches
IP67

Poles	Rated current/voltage	Flush-mount dimensions (mm)	Palazzoli code	Pack Qty
1P	16A 250V~ 10A 400V~	62x80	202295	1

Equipment included: with through holes for cable entry and accessories for panel fixing.
Features: By removing the rear jumper, the device becomes a double single-pole switch.



Flush-mounted push-buttons
IP67

Poles	Rated current/voltage	Flush-mount dimensions (mm)	Palazzoli code	Pack Qty
1 NO	10A 400V~	62x80	261495	1
1 NC	10A 400V~	62x80	261496	1

Equipment included: with through holes for cable entry and accessories for panel fixing.



Flush-mounted open-close
push button panel
IP67

Poles	Rated current/voltage	Flush-mount dimensions (mm)	Palazzoli code	Pack Qty
1 NO+1 NC	10A 400V~	62x80	261493	1

Equipment included: with through holes for cable entry and accessories for panel fixing.



TAIS MIGNON

Small devices in thermosetting GRP



Flush-mounted signalling lamps with E14 lamp holder IP65

Rated voltage (V)	Diffuser colour	Flush-mount dimensions (mm)	Palazzoli code	Pack Qty
250	red	62x80	800071	1
250	green	62x80	800072	1
250	Transparent	62x80	800073	1
250	yellow	62x80	800074	1

Features: Polycarbonate diffuser. E14 lamp holder for 3C lamps, 12W max. Lamp not included. With through holes for cable entry.



Flush-mounted pulling box IP65

Outer dimensions (mm)	Flush-mount dimensions (mm)	Palazzoli code	Pack Qty
73x91	62x80	202299	1

Equipment included: complete with accessories for panel fixing.
Features: with through holes for cable entry.



Flush-mounted boxes for Ticino Magic devices IP44

Frame dimensions (mm)	Flush-mount dimensions (mm)	Installable modules	Palazzoli code	Pack Qty
62x80	50x50	1	559011	1
62x80	50x50	1+1	559012	1

Equipment included: stainless steel captive fixing screws.

Technical accessories:



page 207

page 207



Flush-mounted Schuko domestic socket IP44

Flush-mount dimensions (mm)	Description	Palazzoli code	Pack Qty
50x50	2P+ ⏏ 10/16A UNEL, pitch 19mm Schuko type (with side earth)	431252	10

Equipment included: stainless steel captive fixing screws.



Flush-mounted box for domoTER domestic sockets with watertight cap for plugged-in plug IP55

Frame dimensions (mm)	Flush-mount dimensions (mm)	Installable modules	Palazzoli code	Pack Qty
62x80	50x50	2	559132	15

Equipment included: stainless steel captive fixing screws.



Flush-mounted frame for domoTER domestic sockets with watertight cap for plugged-in plug IP55

Frame dimensions (mm)	Flush-mount dimensions (mm)	Installable modules	Palazzoli code	Pack Qty
62x80	50x50	2	559134	1

Equipment included: stainless steel captive fixing screws.

Technical accessories:



page 51

page 207

page 207



TAIS MIGNON

Small devices in thermosetting GRP



Flush-mounted industrial socket-outlets 50/60Hz IP44

Rated current (A)	Rated voltage (V)	Voltage colour	Poles	h ref.	Palazzoli code	Pack Qty
16	110	●	2P+⊕	4	471254	10
	110	●	3P+⊕	4	471214	1
	110	●	3P+N+⊕	4	471224	1
	230	●	2P+⊕	6	471354	1
	230	●	3P+⊕	9	471364	1
	230	●	3P+N+⊕	9	471334	1
	400	●	2P+⊕	9	471454	1
	400	●	3P+⊕	6	471464	1
	400	●	3P+N+⊕	6	471434	1

Equipment included: stainless steel fixing captive screws.

Features: the versions 2P+⊕ can be panel mounted with bottom box code 101221. The versions 2P+⊕ and 3P+⊕ can be wall mounted by using the box code 101092. The versions 3P+N+⊕ can be wall mounted by using the box code 101191.

Technical accessories:



page 60



Flush-mounted industrial socket-outlets for extra-low voltage 50/60Hz IP44

Rated current (A)	Rated voltage (V)	Voltage colour	Poles	h ref.	Palazzoli code	Pack Qty
16	24	●	2P	-	471054	1
	24	●	3P	-	471064	1
	42	○	2P	12	471154	1
	42	○	3P	12	471164	1
32	24	●	2P	-	471056	1
	24	●	3P	-	471066	1
	42	○	2P	12	471156	1
	42	○	3P	12	471166	1

Equipment included: stainless steel captive fixing screws.

Features: it can be panel mounted with bottom box code 101221. It can be wall mounted with box code 101092.

Technical accessories:



page 66





Bottom box for the installation of flush-mounted TAIS MIGNON sockets

Flush-mount dimensions (mm)	Frame dimensions (mm)	Palazzoli code	Pack Qty
62x80	73x91x5,5	101221	10



Bottom box for wall mounting of TAIS MIGNON flush-mounted socket-outlets

Outer dimensions (mm)	Entry type	Palazzoli code	Pack Qty
62x80x36	M20 	101092	10
77x102x42	M25 	101191	1

Equipment included: cable glands.



RONDÒ

Small devices in aluminium alloy

Body material	Aluminium alloy
Surface treatment	Fluorozirconate passivation
Colour	RAL 5012 Light blue (cover) RAL 7035 Light grey (base)
Protection rating	IP54 - IP55
Impact resistance	IK10
Corrosivity category	Equivalent to C3-H / C4-H
Insulation class	I
Ambient operating temperature	-25°C - +70°C
Ambient storage temperature	-50°C - +80°C
Rated current	16A
Operating Voltage	250 V - 400 V
Operating frequency	50/60Hz



DIRECTIVES

2014/35/EU (LVD)
2011/65/EU (RoHS)
2012/19/EU (WEEE)




PRODUCT STANDARDS

IEC/EN 60669-1
IEC/EN 63000

Cable gland features:		M20	M25
Entry cable diameter	mm	5-13	8-19





Wall-mounted switches
IP55

Poles	Entry type	Rated current/voltage	Palazzoli code	Pack Qty
1P		16A 250V~ 10A 400V~	201151	1
2P		16A 250V~ 10A 400V~	201152	1
2P		16A 250V~ 10A 400V~	201162	1

Equipment included: earth screws inside and outside the box.
A number of cable glands equal to the number of entries.




Wall-mounted two-way switches
IP55

Poles	Entry type	Rated current/voltage	Palazzoli code	Pack Qty
1P		16A 250V~ 10A 400V~	201156	1
1P		16A 250V~ 10A 400V~	201166	1

Equipment included: earth screws inside and outside the box.
A number of cable glands equal to the number of entries.



Wall-mounted selector switches
IP55

Poles	Entry type	Rated current/voltage	Palazzoli code	Pack Qty
1P		16A 250V~ 10A 400V~	201155	1

Equipment included: earth screws inside and outside the box.
A number of cable glands equal to the number of entries.

Features: by removing the rear bond, the device becomes a double single-pole switch.



RONDÒ

Small devices in aluminium alloy



Wall-mounted push-buttons
IP55

Description	Entry type	Rated current/voltage	Palazzoli code	Pack Qty
1P NO	M20	10A 400V~	261021	1

Equipment included: earth screws inside and outside the box.
A number of cable glands equal to the number of entries.



Wall-mounted concentric
socket-outlets
IP54

Rated current (A)	Entry type	Rated voltage	Poles	Palazzoli code	Pack Qty
6	M20	25V~50Vcc	2P	401030	1
10	M20	25V~50Vcc	2P	401031	1

Equipment included: internal and external earth screws. A number of cable glands equal to the number of entries.



Concentric mobile plugs
IP20

Rated current (A)	Rated operating voltage	Poles	Palazzoli code	Pack Qty
6	25V~ 50Vcc	2P	407030	1
10	25V~ 50Vcc	2P	407031	1

Features: IP54 with sleeve code 590021. Smooth hole passage.



Cable protection sleeve
in non-ageing elastomer
for concentric mobile plugs

Manufacturing material	Colour	Palazzoli code	Pack Qty
non-ageing elastomer	black	590021	1

Uses: it enables to increase the IP54 protection rating of plugs with code 407030, 407031 and the IP44 protection rating of the plugs with code 437152.



Wall-mounted signalling lamps
with E14 lamp holder
IP54

Rated voltage (V)	Entry type	Diffuser colour	Lamp max. power (W)	Palazzoli code	Pack Qty
250	M20	red	12	800121	1
250	M20	green	12	800122	1
250	M20	Transparent	12	800123	1

Equipment included: internal and external earth screw. A number of cable glands equal to the number of entries.

Features: E14 lamp holder for 3C lamps. Lamp not included



Wall-mounted junction boxes
IP54

Inner diameter (mm)	Entry type	Palazzoli code	Pack Qty
Ø 62	M20	112020	1
Ø 62	M20 M20	112030	10
Ø 62	M20 M20	112040	1
Ø 82	M25	113020	1
Ø 82	M25 M25	113030	10
Ø 82	M25 M25	113040	1

Equipment included: earth screws inside and outside the box.
A number of cable glands equal to the number of entries.



Terminal blocks with cage terminals
for junction boxes
400V

For boxes with dimensions (mm)	No. of poles per section	Palazzoli code	Pack Qty
Ø 62	4x6 mm ²	112094	30
Ø 82	4x10 mm ²	113094	20



ALARM

Sirens and bells in aluminium alloy

Body material	Aluminium alloy (body) Painted galvanised steel (drum)
Surface treatment	Fluorozirconate passivation
Colour	RAL 5012 Light blue (drum) RAL 7035 Light grey (body)
Protection rating	IP66
Impact resistance	IK10
Corrosivity category	Equivalent to C4-M / C3-H
Insulation class	I
Ambient operating temperature	-40°C - +40°C
Ambient storage temperature	-50°C - +80°C
Operating Voltage	24-110-230V~
Operating frequency	50/60Hz
Operation	Continuous
Entry cable diameter	5-13 mm



Bells with steel drum
50/60Hz IP66

Rated voltage (V)	Drum diameter (mm)	Sound level at 1 m (dB)	Power (VA)	Palazzoli code	Pack Qty
24	105	101	13 VA initial - 11 VA vibrating	900253	1
110	105	101	13 VA initial 11 VA vibrating	900263	1
230	105	101	13 VA initial - 11 VA vibrating	900273	1

Equipment included: Terminal block in thermosetting GRP insulating material and cable gland.
Features: drum in galvanised and painted steel. They are suitable for continuous or extended operation. Earth screws inside and outside the box.



Vibrating membrane sirens
50/60Hz IP66

Rated voltage (V)	Sound level at 1 m (dB)	Power (VA)	Palazzoli code	Pack Qty
24	107/105	60 VA initial 25 VA vibrating	900453	1
110	107/105	60 VA initial 25 VA vibrating	900463	1
230	107/105	60 VA initial 25 VA vibrating	900473	1

Equipment included: Terminal block in thermosetting GRP insulating material and cable gland.
Features: prolonged operation with 1 hour pause every 4 hours.



DIRECTIVES

2014/30/EU (EMC)
2014/35/EU (LVD)
2011/65/EU (RoHS)
2012/19/EU (WEEE)

PRODUCT STANDARDS

IEC/EN 62080
IEC/EN 63000



Directional horn for sirens

Max. diameter (mm)	Siren+horn projection (mm)	Palazzoli code	Pack Qty
112	238	900448	1

Equipment included: complete with stainless steel fixing screws.



Pre-wired distribution boards

STANDARD APPLICATIONS



JANUS

Universal distribution
ACS boards
Page 214



ENERGYBOX

ACS assemblies
for incoming power supply
Page 219



ENERGY GO

Mobile ACS
distribution boards
Page 224



ROTOR

Interlocked extensions
Page 225

HEAVY-DUTY APPLICATIONS



ENERGY METALBOX

ACS distribution boards
in metal cabinet
Page 226



ENERGY TAIS

ACS distribution boards
on stainless steel stand
Page 228

ACS COMPOSER

Software for the design and cost estimate of distribution boards.

- ✓ Select the distribution board
- ✓ Compose your distribution board
- ✓ Calculate the cost estimate
- ✓ Download the certificates



JANUS





JANUS

Universal distribution ACS boards

ADVANTAGES



1

The transparent lid allows easy and quick access to the circuit protection devices at any location.

The JANUS board integrates all of the fixings for wall mounted or floor installations, without the need for accessories.



2



3

Easy to carry, ergonomic handle for on-site use.

The cable clamp groove avoids the possibility that the plug is inadvertently removed from the wall-mounted distribution board.



4



JANUS

Universal distribution ACS boards

Body material	Technopolymer
Colour	RAL 5015 Sky blue
Protection rating	IP65
Impact resistance	IK08
Resistance to abnormal heat and fire	650°C (enclosure)
Insulation class	II
Ambient operating temperature	-20°C - +40°C
Ambient storage temperature	-30°C - +70°C
Rated current	16A - 32A
Operating Voltage	230V - 400V
Insulation voltage	500V
Operating frequency	50/60Hz
RCD protection type	AC
Cable length	2 m



Universal distribution boards foldable with 4 interlocked socket-outlets with power terminal block and fuse protection IP65

Main switch A / kW	Interlocked socket-outlets				2P+≐ P30/P17 10/16A	Palazzoli code	Pack Qty
	16A 2P+≐	16A 3P+≐	16A 3P+N+≐	32A 3P+N+≐			
32/6	4					644101	1
32/18	3	1				644102	1
32/18	3		1			644103	1
32/18	2	2				644104	1
32/18	2	1	1			644105	1
32/18	2	1		1		644106*	1
32/6	3				1	644110	1

Features: padlockable modular door.

* 32A socket-outlet with direct power supply protected with general MCB.

Notes: if used as a main construction site distribution board, connect the earthing terminal to the earthing node.



Universal distribution boards foldable with 4 interlocked socket-outlets with power plug and fuse protection IP65

Main switch A / kW	Interlocked socket-outlets				2P+≐ P30/P17 10/16A	Palazzoli code	Pack Qty
	16A 2P+≐	16A 3P+≐	16A 3P+N+≐	32A 3P+N+≐			
32/6	4					644001	1
32/18	3	1				644002	1
32/18	3		1			644003	1
32/18	2	2				644004	1
32/18	2	1	1			644005	1
32/18	2	1		1		644006*	1
32/6	3				1	644010	1

Equipment included: power plug 3P+N+≐ (18 kW distribution boards),

2P+≐ (6 kW distribution board).

Features: padlockable modular door.

* 32A socket-outlet with direct power supply protected with general MCB.

Notes: the version with plug cannot be used as the main distribution board for construction sites.



DIRECTIVES

2014/30/EU (EMC)

2014/35/EU (LVD)

2011/65/EU (RoHS)

2012/19/EU (WEEE)

PRODUCT STANDARDS

IEC/EN 61439-1

IEC/EN 61439-4

IEC/EN 63000



JANUS

Universal distribution ACS boards



Universal distribution boards foldable with 4 interlocked socket-outlets with power terminal block and MCB protection IP65

Main switch A / kW	Interlocked socket-outlets					Palazzoli code	Pack Qty
	16A 2P+≋	16A 3P+≋	16A 3P+N+≋	32A 3P+N+≋	2P+≋ P30/P17 10/16A		
32/6	4					634101	1
32/18	3	1				634102	1
32/18	2	2				634104	1
32/18	2	1	1			634105	1
32/18	2	1		1		634106	1
32/6	3				1	634110	1

Features: padlockable modular door.

Notes: if used as a main construction site distribution board, connect the earthing terminal to the earthing node.



Universal distribution boards foldable with 8 socket-outlets with power plug and MCB protection IP65

Main switch A / kW	Industrial socket-outlets					Palazzoli code	Pack Qty
	16A 2P+≋	16A 3P+≋	16A 3P+N+≋	32A 3P+N+≋	2P+≋ P30/P17 10/16A		
32/6	4				4	638040*	1
32/6	8					638041	1
32/18	4	4				638042	1

Equipment included: power plug 3P+N+≋ (18 kW distribution board), 2P+≋ (6 kW distribution board).

Features: padlockable modular door.

*IP55 protection rating.

Note: the version with plug cannot be used as the main distribution board for construction sites.









Empty distribution board to compose wired distribution boards with up to 4 interlocked socket-outlets or 8 fixed socket-outlets

Outer dimensions (mm)	Side A	Side B	Palazzoli code	Pack Qty
329x572x325	12 modules	blind	634100	1

Features: padlockable modular door. Mushroom push-button not included

Technical accessories:

 page 81	 page 44	 page 50-51	 page 45	 page 45-69	 page 83
---	--	--	---	--	---



Universal distribution boards foldable with 4 interlocked socket-outlets with power plug and MCB protection IP65

Main switch A / kW	Interlocked socket-outlets					Palazzoli code	Pack Qty
	16A 2P+≋	16A 3P+≋	16A 3P+N+≋	32A 3P+N+≋	2P+≋ P30/P17 10/16A		
32/6	4					634001	1
32/18	3	1				634002	1
32/18	2	2				634004	1
32/18	2	1	1			634005	1
32/18	2	1		1		634006	1
32/6	3				1	634010	1

Equipment included: power plug 3P+N+≋ (18 kW distribution boards), 2P+≋ (6 kW distribution board).

Features: padlockable modular door.


Notes: the version with plug cannot be used as the main distribution board for construction sites.



Stainless steel support for JANUS distribution boards

Manufacturing material	Palazzoli code	Pack Qty
galvanised and painted steel	601540	1

ENERGYBOX





ENERGYBOX

ACS assemblies for incoming power supply

ADVANTAGES



1

The multi-purpose handle can be equipped with floodlights and can be used as a cable winder.

The integrated insert withstands the stresses of possible improper use.

2



PRE-WIRED
BOARDS

The cable clamp groove avoids the possibility that the plug is inadvertently removed from the wall-mounted distribution board.

3



The convenient ergonomic handle allows one person to carry the distribution board safely and comfortably. It features five attachment points, to enable selecting the most suitable one, and can also be used with cranes.

4





ENERGYBOX

ACS assemblies for incoming power supply



Body material	Technopolymer
Colour	RAL 5015
Protection rating	IP65
Impact resistance	IK10
Resistance to abnormal heat and fire	650°C (enclosure)
Insulation class	II
Ambient operating temperature	-25°C - +50°C
Ambient storage temperature	-30°C - +70°C
Rated current	32A - 63A - 80A
Operating Voltage	230V - 400V
Insulation voltage	500V
Operating frequency	50/60Hz
RCD protection type	AC
Cable length	2 m



DIRECTIVES

2014/30/EU (EMC)
2014/35/EU (LVD)
2011/65/EU (RoHS)
2012/19/EU (WEEE)

PRODUCT STANDARDS

IEC/EN 61439-1
IEC/EN 61439-4
IEC/EN 63000



ENERGYBOX

ACS assemblies for incoming power supply

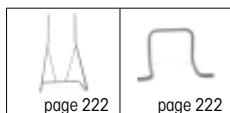


Assemblies for construction sites (ACS) with fixed socket-outlets protected by MCB entry with terminal block 50/60Hz IP65

Main switch A/kW	Industrial socket-outlets		Palazzoli code	Pack Qty
	16A 2P+≐ 230V	16A 3P+≐ 400V		
63/20	12		610012	1
63/40	6	6	610606	1

Equipment included: emergency stop device. 4 brackets for Ø 30 mm conduit installation and 4 plates for wall installation.
Features: padlockable modular door.

Technical accessories:

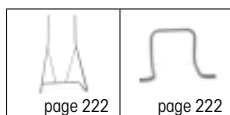


Assemblies for construction sites (ACS) with interlocked socket-outlets protected by MCB entry with terminal block 50/60Hz IP65

Main switch A/kW	Interlocked socket-outlets						2P+≐ P30/P17 10/16A	Palazzoli code	Pack Qty
	16A 2P+≐ 230V	16A 3P+≐ 400V	16A 3P+N+≐ 400V	32A 3P+≐ 400V	32A 3P+N+≐ 400V	63A 3P+≐ 400V			
32/7	4						614101	1	
32/16	3	1					614102	1	
32/20	3			1			614103	1	
32/20	2	2					614104	1	
32/20	2	1	1				614105	1	
32/20	2	1		1			614106	1	
32/20	1	2		1			614107	1	
63/30	3	1		1			615101	1	
63/30	3	1			1		615102	1	
63/30	2	3					615103	1	
63/30	2	2		1			615104	1	
63/30	2	2			1		615105	1	
63/30	2	1		1		1	615106	1	
63/30	2	1	1		1		615107	1	
63/30	4	2					616101	1	
63/30	3	3					616102	1	
63/30	3	2		1			616103	1	
63/30	3	2			1		616104	1	
63/40	2	3		1			616105	1	
63/40	2	2		2			616106	1	
63/40	2		2		2		616107	1	
63/40	2	2		1	1		616108	1	
63/30	2	3				1	616109*	1	
63/30	2	2			1	1	616110*	1	

Equipment included: emergency stop device. 4 brackets for Ø 30 mm conduit installation and 4 plates for wall installation.
Features: padlockable modular door.
 *IP55 protection rating.

Technical accessories:





ENERGYBOX

ACS assemblies for incoming power supply



Assemblies for construction sites (ACS) with interlocked socket-outlets protected by MCB entry with plug 50/60Hz IP65

Main switch A/kW	Interlocked socket-outlets						Palazzoli code	Pack Qty
	16A 2P+⊕ 230V	16A 3P+⊕ 400V	16A 3P+N+⊕ 400V	32A 3P+⊕ 400V	32A 3P+N+⊕ 400V	63A 3P+⊕ 400V		
32/7	4						614001	1
32/16	3	1					614002	1
32/20	2	2					614003	1
32/20	2	1	1				614004	1
32/20	2	1		1			614005	1
63/30	3	1		1			615001	1
63/30	3	1			1		615002	1
63/30	2	2		1			615003	1
63/30	2	1		1		1	615004	1
63/30	2	1	1			1	615005	1
63/30	4	2					616001	1
63/30	3	3					616002	1
63/30	3	2		1			616003	1
63/30	3	2				1	616004	1
63/30	3		2			1	616005	1
63/40	2	3		1			616006	1
63/40	2	2		2			616007	1
63/40	2		2			2	616008	1
63/40	2	2		1		1	616009	1

Equipment included: emergency stop device. 4 brackets for fixing to a 30 mm Ø conduit and 4 plates for wall-mounting. Power plug 3P+N+⊕.

Features: padlockable modular door.



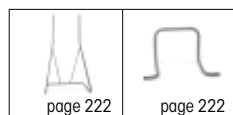
Assemblies for construction sites (ACS) with interlocked socket-outlets protected by fuses entry with terminal block 50/60Hz IP65

Main switch A/kW	Interlocked socket-outlets								Palazzoli code	Pack Qty
	16A 2P+⊕ 230V	16A 3P+⊕ 400V	16A 3P+N+⊕ 400V	32A 2P+⊕ 230V	32A 3P+⊕ 400V	32A 3P+N+⊕ 400V	63A 3P+⊕ 400V	63A 3P+N+⊕ 400V		
32/7	4								604101	1
32/16	3	1							604102	1
32/20	3			1					604103	1
32/20	3				1				604104	1
32/20	2	2							604105	1
32/20	2	1	1						604106	1
32/20	2	1			1				604107	1
32/20	1	2			1				604108	1
63/30	3	1			1				605101	1
63/30	3	1				1			605102	1
63/30	2	3							605103	1
63/30	2	2			1				605104	1
63/30	2	2				1			605105	1
63/30	2	1	1			1			605106	1
80/45	2	1			1		1		605107	1
80/45	2		1			1		1	605108	1
63/30	4	2							606101	1
63/30	3	3							606102	1
63/30	3	2			1				606103	1
63/30	3	2				1			606104	1
63/40	2	3			1				606105	1
63/40	2	2			2				606106	1
63/40	2		2			2			606107	1
63/40	2	2			1	1			606108	1

Equipment included: emergency stop device. 4 brackets for Ø 30 mm conduit installation and 4 plates for wall installation.

Features: padlockable modular door.

Common technical accessories:





ENERGYBOX

ACS assemblies for incoming power supply

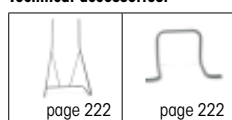


Empty distribution board to compose wired distribution boards with up to 6 socket-outlets

Description	Dimensions (mm)	Palazzoli code	Pack Qty
Empty box	680X605X340	501530	1

Equipment included: 4 brackets for fastening to a Ø 30 mm conduit and 4 plates for wall mounting.
Features: the enclosure is designed to accommodate:
 • M40 cable gland code 501590;
 • enclosure with M40 cable gland and external emergency push-button code 501591;
 • industrial plug.

Technical accessories:



Entry kit for ENERGYBOX distribution boards with 90° industrial plug IP65

Rated current (A)	Rated voltage (V)	Voltage colour	Poles	h ref.	Palazzoli code	Pack Qty
63	400	●	3P+N+⊕	6	501595	1



Entry kit for ENERGYBOX distribution boards with external emergency push-button cable gland and locknut IP65

Threading	Fastening diameter (mm)	Palazzoli code	Pack Qty
M40x1.5	18 - 32	501591	1



Entry kit for ENERGYBOX distribution boards with cable gland elastomeric gasket and locknut

Threading	Fastening diameter (mm)	Palazzoli code	Pack Qty
M40x1.5	18 - 32	501590	1



Cover with emergency push-button for ACS distribution boards IP55

For distribution boards EnergyBox type	Palazzoli code	Pack Qty
with 6 interlocked socket-outlets	501560	1

Features: complete with warning lamp and 1 NO contact.



Box with emergency push-button for ACS assemblies IP55

For distribution boards EnergyBox type	Palazzoli code	Pack Qty
with 4 interlocked socket-outlets	501565	1

Features: complete with warning lamp and 1 NO contact.

GUIDE TO THE PREPARATION OF ACS DISTRIBUTION BOARDS



Board for installation of 2 PRIMA socket-outlets from page 92 Board for installation of 2 TopTER socket-outlets from page 80




ACS assemblies with 6 socket-outlets, 27 DIN modules (9+9+9) ACS assemblies with 6 socket-outlets, 18 DIN modules (9+9) ACS assemblies with 4 socket-outlets, 18 DIN modules (9+9)





ENERGYBOX

ACS assemblies for incoming power supply



Kit for ACS assemblies with 6 socket-outlets internal emergency 6 topTERs, 16A and/or 32A

Outer dimensions (mm)	No. of DIN modules	Palazzoli code	Pack Qty
680x605x340	9+9	601532	1

Equipment included: M40 cable gland for Ø 18-32mm cables.
Features: padlockable modular door.



Kit for ACS assemblies with 6 socket-outlets external emergency 6 topTERs 16A and/or 32A

Outer dimensions (mm)	No. of DIN modules	Palazzoli code	Pack Qty
680x605x340	9+9+9	601632	1

Equipment included: M40 cable gland for Ø 18-32mm cables.
Features: padlockable modular door.

Technical accessories:



Kit for ACS assemblies with 5 socket-outlets internal emergency 4 topTERs, 16A and/or 32A 1 topTER, 63A

Outer dimensions (mm)	No. of DIN modules	Palazzoli code	Pack Qty
680x605x340	5+12	601563	1

Equipment included: M40 cable gland for Ø 18-32mm cables.
Features: padlockable modular door.



Kit for ACS assemblies with 5 socket-outlets external emergency 4 topTERs, 16A and/or 32A 1 topTER, 63A

Outer dimensions (mm)	No. of DIN modules	Palazzoli code	Pack Qty
680x605x340	12+5+12	601663	1

Equipment included: M40 cable gland for Ø 18-32mm cables.
Features: padlockable modular door.

Technical accessories:



Cable reel for extension leads complete with screws for ENERGYBOX distribution boards

Manufacturing material	Palazzoli code	Pack Qty
galvanised and painted steel	501550	1

Equipment included: 2 brackets and screws for fixing to a Ø 30 mm pipe.



Tubular floor support for ENERGYBOX ACS distribution boards

Manufacturing material	Palazzoli code	Pack Qty
galvanised and painted steel	501540	1

Equipment included: 4 brackets for fixing to a Ø 30 mm pipe.

ENERGYBOX

electrifies the Sagrada Familia in Barcelona





ENERGY GO

Mobile ASC distribution boards

Body material	Technopolymer
Colour	RAL 7035 Light grey
Protection rating	IP66 according to IEC 60598-1
Impact resistance	IK08 according to IEC/EN 62262
Resistance to abnormal heat and fire	850°C (socket insert) 650°C (socket body - board)
Flammability class	V-2 (insert)
Insulation class	II
Ambient operating temperature	-25°C - +50°C
Ambient storage temperature	-30°C - +70°C
Rated current	16A - 32A
Operating Voltage	230V - 400V
Insulation voltage	500V
Operating frequency	50/60Hz
RCD protection type	AC
Cable length	3 m



DIRECTIVES

2014/30/EU (EMC)
2014/35/EU (LVD)
2011/65/EU (RoHS)
2012/19/EU (WEEE)

PRODUCT STANDARDS

IEC/EN 61439-1
IEC/EN 61439-4
IEC/EN 63000



Portable distribution boards with 3 fixed socket-outlets
MCB and RCD protection
50/60Hz IP66

Socket-outlets			Plug type	MCB - RCD protection	Palazzoli code	Pack Qty
16A 2P+≐ 230V	16A 3P+≐ 400V	Bivalent domestic Schuko				
3			2P+≐ - 16A	16A 30mA	670030	1
2	1		3P+N+≐ - 16A	16A 30mA	670031	1
1	2		3P+N+≐ - 16A	16A 30mA	670032	1
2		1	2P+≐ - 16A	16A 30mA	670033	1

Equipment included: 3 m of H 07 RN-F cable for connection to the plug.
Features: padlockable modular door.



Portable distribution boards with 4 fixed socket-outlets
MCB and RCD protection
50/60Hz IP66

Socket-outlets			Plug type	MCB - RCD protection	Palazzoli code	Pack Qty
16A 2P+≐ 230V	16A 3P+≐ 400V	Bivalent domestic Schuko				
4			2P+≐ - 16A	16A 30mA	670040	1
3	1		3P+N+≐ - 16A	16A 30mA	670041	1
2	2		3P+N+≐ - 16A	16A 30mA	670042	1
		4	3P+≐ - 16A	16A 30mA	670043	1
2		2	2P+≐ - 16A	16A 30mA	670044	1

Equipment included: 3 m of H 07 RN-F cable for connection to the plug.
Insulated handle for transport.
Features: padlockable modular door.



Portable distribution boards with 6 fixed socket-outlets
MCB and RCD protection
50/60Hz IP66

Socket-outlets			Plug type	MCB - RCD protection	Palazzoli code	Pack Qty
16A 2P+≐ 230V	16A 3P+≐ 400V	32A 3P+≐ 400V				
4	2		3P+N+≐ - 32A	32A 30mA	670060	1
3	3		3P+N+≐ - 32A	32A 30mA	670061	1
3	2	1	3P+N+≐ - 32A	32A 30mA	670062	1
6			3P+N+≐ - 32A	32A 30mA	670063	1

Equipment included: 3 m of H 07 RN-F cable for connection to the plug.
Insulated handle for transport.
Features: padlockable modular door.

NOTES



The boards can be customised by Palazzoli with side emergency push-button.



ENERGY GO

Mobile ASC distribution boards



Portable transformation boards
50/60Hz IP66

With transformer 2P 24V 150VA	Industrial 2P+ \pm 230V	MCB - RCD	Palazzoli code	Pack Qty
2	2	2P 16A	670130	1
2		2P 16A	670140	1

Equipment included: self-protected safety transformer, 3 m H 07 RN-F cable for connection to the plug, handle made of insulating material for transport.

Uses: indispensable in confined conductive areas such as pits, wells, chimneys, tanks and metallic or humid narrow passages and confined excavations in the ground.

Features: padlockable modular door.



Pair of stainless steel plates
for wall mounting of topTER
and PRIMA distribution boards

For distribution boards	Palazzoli code	Pack Qty
all topTER and PRIMA distribution boards	579012	10



Universal support
for topTER, PRIMA
and Energy Go
distribution boards

Manufacturing material	Palazzoli code	Pack Qty
width 239 mm and above	570010	1

Equipment included: 4 stainless steel screws for fastening the item to the distribution board.

ROTOR

Interlocked extensions



Interlocked extension
with rotoswitch
and 20 m cable
IP66/IP67/IP69

Rated current (A)	Rated voltage (V)	Voltage colour	Poles	h ref.	Palazzoli code	Pack Qty
16	110	Yellow	2P+ \pm	4	670013	1
	230	Blue	2P+ \pm	6	670010	1
	400	Red	3P+ \pm	6	670011	1
		Red	3P+N+ \pm	6	670012	1

Equipment included: 20 m of H 07 RN-F 2.5 mm² cable for connection to the plug.

THE ONLY PORTABLE INTERLOCKED EXTENSION



PRE-WIRED
BOARDS



ENERGY METALBOX

ACS distribution boards in metal cabinet

Body material	15/10 mm steel sheet (enclosure) 25/10 mm steel sheet (back plate)
Colour	RAL 5015 Sky blue
Protection rating	IP65
Impact resistance	IK10
Insulation class	I
Ambient operating temperature	-25°C - +50°C
Ambient storage temperature	-30°C - +70°C
Rated current	63A - 80A - 100A - 125A - 200A
Operating Voltage	400V
Insulation voltage	500V
Operating frequency	50/60Hz
RCD protection type	AC



Cabinet
in painted galvanised steel

Outer dimensions (mm)	Usable inner dimensions (mm)	Palazzoli code	Pack Qty
1160x740x430	1065x685	500884	1
1530x740x430	1430x685	500885	1

Equipment included: emergency push-button external to the distribution board.
Notes: power supply from below.

Technical accessories:

			
page 81	page 108	page 120	page 130



Pair of supports
for ACS assembly cabinets

Dimensions (mm)	Palazzoli code	Pack Qty
590x690	500886	1



DIRECTIVES

2014/30/EU (EMC)
2014/35/EU (LVD)
2011/65/EU (RoHS)
2012/19/EU (WEEE)

PRODUCT STANDARDS

IEC/EN 61439-1
IEC/EN 61439-4
IEC/EN 63000



ENERGY METALBOX

ACS distribution boards in metal cabinet



Assemblies for Construction Sites (ACS) in metal cabinet with direct outlets protected by MCBs entry with terminal block 50/60Hz IP65

Main switch A/kW	230V 2P		MCBs			Palazzoli code	Pack Qty
	16A	25A	16A	32A	63A		
63/40	2		2	1		675101	1
80/50	2		1	2		675102	1
125/78			2	2	2	676101	1
125/78				4	2	676102	1
100/62	2		1	4		677101	1
125/78		2		3	2	677102	1
100/62	3		1	4		678101	1
125/78		3		3	2	678102	1

Equipment included: emergency push-button external to the distribution board.

Features: padlockable modular door.

Notes: power supply from below.



Assemblies for Construction Sites (ACS) in metal cabinet with interlocked socket-outlet protected by MCB entry with terminal block 50/60Hz IP65

Main switch A/kW	Interlocked socket-outlets						Palazzoli code	Pack Qty
	16A 2P+≐ 230V	16A 3P+≐ 400V	32A 3P+≐ 400V	32A 3P+N+≐ 400V	63A 3P+≐ 400V	63A 3P+N+≐ 400V		
63/30	3	1	1				675001	1
100/60	1	2	1	1			675002	1
100/50	3	2	1				676001	1
100/50	3	2		1			676002	1
100/50	2	3		1			676003	1
100/60	2	2	2				676004	1
100/60	3	2	2				677001	1
100/60	2	2	3				677002	1
200/100	2	2	2			1	677003	1
100/60	2	2		3			677004	1
200/100	3	2	2			1	678001	1
200/100	2	2		2	1	1	678002	1

Equipment included: emergency push-button external to the distribution board.

Features: padlockable modular door.

Notes: power supply from below.



Assemblies for Construction Sites (ACS) in metal cabinet with interlocked socket-outlets protected by fuses entry with terminal block 50/60Hz IP65

Main switch A/kW	Interlocked socket-outlets						Palazzoli code	Pack Qty
	16A 2P+≐ 230V	16A 3P+≐ 400V	32A 3P+≐ 400V	32A 3P+N+≐ 400V	63A 3P+≐ 400V	63A 3P+N+≐ 400V		
63/100	3	1	1				685001	1
100/60	1	2	1	1			685002	1
100/50	3	2	1				686001	1
100/50	3	2		1			686002	1
100/50	2	3		1			686003	1
100/60	2	2	2				686004	1
100/60	3	2	2				687001	1
100/60	2	2	3				687002	1
200/100	2	2	2			1	687003	1
100/60	2	2		3			687004	1
200/100	3	2	2			1	688001	1
200/100	2	2		2	1	1	688002	1

Equipment included: emergency push-button external to the distribution board.

Features: padlockable modular door.

Notes: power supply from below.



ENERGY TAIS

ACS distribution boards on stainless steel stand

Body material	Palazzoli Thermosetting GRP (distribution boards on plates) AISI 304 stainless steel (plate and canopy)
Protection rating	IP65
Impact resistance	IK10
Insulation class	II
Ambient operating temperature	-25°C - +50°C
Ambient storage temperature	-50°C - +80°C
Rated current	63A - 100A - 200A
Operating Voltage	400V
Insulation voltage	500V
Operating frequency	50/60Hz
RCD protection type	AC



Frames on stand with stainless steel plate and canopy AISI 304

Outer dimensions (mm)	Internal usable dimensions (mm)	Weight (kg)	Palazzoli code	Pack Qty
803x1335x565	700x600	38	501500	1
1118x1335x565	1000x600	58	501501	1
1313x1335x565	1200x600	51	501502	1
1853x1685x748	1750x840	93	501503	1

Technical accessories:

			
page 81	page 108	page 120	page 130



DIRECTIVES

2014/30/EU (EMC)
2014/35/EU (LVD)
2011/65/EU (RoHS)
2012/19/EU (WEEE)

PRODUCT STANDARDS

IEC/EN 61439-1
IEC/EN 61439-4
IEC/EN 63000



ENERGY TAIS

ACS distribution boards on stainless steel stand



Assemblies for construction sites (ACS) on stand with stainless steel plate with direct outlets protected by MCB

50/60Hz IP65

Main switch A/kW	MCBs 400V 4P				Frame type	Palazzoli code	Pack Qty
	16A	25A	32A	63A			
100/60		1	4		MT1	500890	1
200/120		1	3	1	MT1	500891	1
200/120		1	4	1	MT2	500892	1
200/150		1	2	3	MT2	500893	1
200/120	1	2	3	1	MT2	500894	1
200/150		2	3	2	MT2	500895	1
200/120	1	3	3	1	MT3	500896	1
200/150		3	3	2	MT3	500897	1

Features: emergency mushroom button and warning light. Voltage indicator lamp.



Assemblies for construction sites (ACS) on stand with stainless steel plate with interlocked socket-outlets protected by MCB

50/60Hz IP65

Main switch A/kW	Interlocked socket-outlets							Transf. 16A 2P 24V	Frame type	Palazzoli code	Pack Qty
	16A 2P+≐ 230V	16A 3P+≐ 400V	16A 3P+N+≐ 400V	32A 3P+≐ 400V	32A 3P+N+≐ 400V	63A 3P+≐ 400V	63A 3P+N+≐ 400V				
63/35	3	1			1				MT1	500770	1
63/35	2	2		1					MT1	500767	1
63/35	2	2			1				MT1	500766	1
63/35	2		2		1				MT1	500768	1
63/35	3	1		1					MT1	500753	1
63/35	4	2							MT1	500762	1
100/50	2	2		2					MT2	500817	1
100/50	2	2			2				MT2	500816	1
63/35	2	2			1		1	MT1	500750	1	
100/50	2			4			1	MT2	500792	1	
100/50	2	2		3				MT2	500802	1	
100/50	2	2		2			1	MT2	500800	1	
100/50	2	2			3			MT2	500801	1	
100/50	2			2	2		1	MT2	500790	1	
100/50	2	2			2		1	MT3	500843	1	
200/100	2	2		2			1	MT3	500841	1	
200/100	2	2		2	2		1	MT3	500840	1	
200/100	3	3		2		1		MT3	500835	1	
200/100	3	3			2		1	MT3	500833	1	
200/100	2	2		2			1	MT3	500831	1	
200/100	2	2			2		1	MT3	500830	1	

Features: emergency mushroom button and warning light. Voltage indicator lamp.



Assemblies for construction sites (ACS) on stand with stainless steel plate with interlocked socket-outlets protected by fuses

50/60Hz IP65

Main switch A/kW	Interlocked socket-outlets							Transf. 16A 2P 24V	Frame type	Palazzoli code	Pack Qty
	16A 2P+≐ 230V	16A 3P+≐ 400V	16A 3P+N+≐ 400V	32A 3P+≐ 400V	32A 3P+N+≐ 400V	63A 3P+≐ 400V	63A 3P+N+≐ 400V				
63/35	3	2							FS1	500874	1
63/35	3	1		1					FS1	500863	1
63/35	2	3							FS1	500872	1
63/35	2	2		1					FS1	500860	1
63/35	2	2			1				FS1	500861	1
100/50	2					2	2	MT2	500918	1	
100/50	3	3			2			MT2	500916	1	
100/50	3	2		2			1	MT2	500903	1	
100/50	3	2			2		1	MT2	500904	1	
100/50	2	2		2			2	MT2	500900	1	
200/100	3	3			2		1	MT3	500949	1	
200/100	4	2		2		1	1	MT3	500941	1	
200/100	4	2			2		1	MT3	500943	1	
200/100	4	2		2		1	2	MT3	500930	1	
200/100	4	4		2		1		MT3	500933	1	
200/100	4	4			2		1	MT3	500934	1	
200/100	4	4		2			1	MT3	500935	1	
200/100	4	2	2		2		1	MT3	500936	1	

Features: emergency mushroom button and warning light. Voltage indicator lamp.





Atex

The Company has extensive experience in extreme environments where flammable materials, oxidising chemicals, salt solutions, acids and motor and vegetable oils are handled. Palazzoli is the absolute market leader in Atex products, explosion-proof equipment for high-risk environments. Power plants, chemical industries, oil platforms, military bases and refineries are just a few areas where lighting devices must prevent any propagation of sparks and ensure safe and reliable operation over time.



The Company has consolidated experience in extreme environments, where the presence of oxidising chemicals, saline solutions, acids and motor and vegetable oils has forged the products for which Palazzoli is the absolute market leader.

The IE regulatory system, in particular with the IEC 60079-10 series of standards, which establishes the basic rules for electrical installations in places where there is a danger of explosion due to the presence of both gas and combustible dust, with regard to the classification of hazardous areas, refers to a particular calculation model, called the IEC zone system.

This model is based on the determination of the probability of the formation of an explosive atmosphere and its persistence over time in the environments, which thus become fundamental parameters for the classification of hazardous areas



Danger

Gases - vapours

Dusts

Permanent	ZONE 0	ZONE 20
Occasional	ZONE 1	ZONE 21
Not likely	ZONE 2	ZONE 22

TAISBOX-EX

electrifies the Rotterdam regasification plant





ATEX

ENCLOSURES, JUNCTION BOXES AND CABLE GLANDS



TAISBOX-EX

Zones 1, 2, 21 and 22
junction boxes in antistatic
thermosetting GRP
Page 249



TAISBOX-EXU

Zones 1, 2, 21 and 22
enclosures in antistatic
thermosetting GRP
Page 251



ALUBOX-EXU

Zones 1, 2, 21 and 22
enclosures
in aluminium alloy
Page 235



UNIBOX-EXU

Zones 2, 22
enclosures
in aluminium alloy
Page 253



UNI-EX

Zones 1, 2, 21 and 22
Cable glands
and adaptors
Page 256

MOBILE PLUGS, INTERLOCKED SOCKET-OUTLETS AND CONTROL DEVICES



X-CEE-EX

Zones 2, 21 and 22
antistatic technopolymer
mobile plugs
Page 239



TAIS-EX

Zones 2, 21 and 22
interlocked socket-outlets
in antistatic thermosetting GRP
Page 245



CAMTAIS-EX

Zones 2, 21 and 22
rotary devices in antistatic
thermosetting GRP
Page 259



CAMALUPRES-EX

Zones 2, 21 and 22
rotary devices
in aluminium alloy
Page 260



TAISMIGNON-EX

Zones 2, 22
small devices in antistatic
thermosetting GRP
Page 261



EASY COMPOSER

Software for the design and cost estimate of distribution boards.

- ✓ Select the distribution board
- ✓ Compose your distribution board
- ✓ Calculate the cost estimate
- ✓ Download the certificates



ALARM-EX

Zones 2, 21 and 22
Sirens and bells
in aluminium alloy
Page 261

XCEE-EX






X-CEE-EX Zone 2, 21, 22

Antistatic technopolymer mobile plugs

ADVANTAGES



1

Indirect clamping terminals prevent overheating and cable breaks even after 50,000 insertions.

The plug is equipped with an extra external cable clamp with a double lock to ensure maximum resistance against tearing.

2



3

The X-CEE-EX casing, made of carbon-fibre-reinforced technopolymer, prevents the build-up of electrostatic charges, thus preventing the ignition of explosive gas, vapour or dust atmospheres.

Plugs come with a range of covers to ensure plug protection even in the most polluted environments.

4





X-CEE-EX Zone 2, 21, 22

Antistatic technopolymer mobile plugs



Atex execution - Gas	II 3G - Ex ec IIC T6...T4 Gc
Atex execution - Dust	II 2D - Ex tb IIIC T70°C...T95°C Db
Body material	High-thickness antistatic technopolymer
Pin treatment	Nickel plating
Colour	RAL 9005 Jet black
Protection rating	IP66
Additional IP rating	IP66/IP67
Surface resistance	<11 Ω (prevention of electrostatic charge accumulation)
Resistance to abnormal heat and fire	650 °C (grip) 960 °C (insert)
Ambient operating temperature	See table
Ambient storage temperature	-50 °C - +90 °C
Rated current	16A - 32A - 63A
Operating Voltage	50 V - 690 V (16A-32A) 50 V - 1000 V (63A)
Insulation voltage	690V (16A - 32A) 1000 V (63A)
Operating frequency	50-500Hz and DC
Terminal type	Indirect clamping

Ambient operating temperature

Rated current (A)	Ambient operating temperature (°C)	Temperature class (Gas)	Maximum surface temperature (°C) (Dust)
16	-40 ... +50	T6	T70
	-40 ... +65	T5	T85
32	-40 ... +40	T5	T70
	-40 ... +60	T4	T90
63	-40 ... +40	T5	T80
	-40 ... +55	T4	T95



DIRECTIVES

2014/34/EU (ATEX)
2011/65/EU (RoHS)
2012/19/EU (WEEE)

PRODUCT STANDARDS

IEC/EN 60079
IEC/EN 60079-7
IEC/EN 60079-31
IEC/EN 60309-1
IEC/EN 60309-2
IEC/EN 63000

Technical data sheets updated to new standards on palazzoli.com website



X-CEE-EX Zone 2, 21, 22

Antistatic technopolymer mobile plugs



High-performance straight mobile plugs
50/60Hz IP66/IP67

Rated current (A)	Rated voltage (V)	Voltage colour	Poles	h ref.	Palazzoli code	Pack Qty
16	110	Yellow	2P+ ⚡	4	760124EX	1
	110	Yellow	3P+ ⚡	4	760134EX	1
	110	Yellow	3P+N+ ⚡	4	760144EX	1
	230	Blue	2P+ ⚡	6	760126EX	1
	230	Blue	3P+ ⚡	9	760139EX	1
	230	Blue	3P+N+ ⚡	9	760149EX	1
	400	Red	2P+ ⚡	9	760129EX	1
	400	Red	3P+ ⚡	6	760136EX	1
	400	Red	3P+N+ ⚡	6	760146EX	1
	500	Black	3P+ ⚡	7	760137EX	1
	500	Black	3P+N+ ⚡	7	760147EX	1
	32	110	Yellow	2P+ ⚡	4	760224EX
110		Yellow	3P+ ⚡	4	760234EX	1
110		Yellow	3P+N+ ⚡	4	760244EX	1
230		Blue	2P+ ⚡	6	760226EX	1
230		Blue	3P+ ⚡	9	760239EX	1
230		Blue	3P+N+ ⚡	9	760249EX	1
400		Red	2P+ ⚡	9	760229EX	1
400		Red	3P+ ⚡	6	760236EX	1
400		Red	3P+N+ ⚡	6	760246EX	1
500		Black	3P+ ⚡	7	760237EX	1
500		Black	3P+N+ ⚡	7	760247EX	1
63		110	Yellow	2P+ ⚡	4	760324EX
	110	Yellow	3P+ ⚡	4	760334EX	1
	110	Yellow	3P+N+ ⚡	4	760344EX	1
	230	Blue	2P+ ⚡	6	760326EX	1
	230	Blue	3P+ ⚡	9	760339EX	1
	230	Blue	3P+N+ ⚡	9	760349EX	1
	400	Red	2P+ ⚡	9	760329EX	1
	400	Red	3P+ ⚡	6	760336EX	1
	400	Red	3P+N+ ⚡	6	760346EX	1
	500	Black	3P+ ⚡	7	760337EX	1
	500	Black	3P+N+ ⚡	7	760347EX	1

Cable features

Rated current (A)	Poles	Entry cable diameter (mm)	Cable cross-section range (mm ²)
16	2P+ ⚡	6,3 - 18	1 - 10
	3P+ ⚡		
	3P+N+ ⚡	9 - 23	
32	2P+ ⚡	9 - 23	1 - 10
	3P+ ⚡		
	3P+N+ ⚡	13 - 27	
63	2P+ ⚡	14 - 36	6 - 25
	3P+ ⚡		
	3P+N+ ⚡		



Watertight caps for plugs
IP67

Rated current (A)	Poles	Palazzoli code	Pack Qty
16A	2P+ ⚡	476903	1
	3P+ ⚡	476913	1
	3P+N+ ⚡	476923	10
32A	2P+ ⚡ / 3P+ ⚡	476905	10
	3P+N+ ⚡	476925	10
63A	2P+ ⚡ / 3P+ ⚡ / 3P+N+ ⚡	476907	1
125A	2P+ ⚡ / 3P+ ⚡ / 3P+N+ ⚡	476909	1

Features: ensures the IP67 protection rating when the plug is not in use.

X-CEE-EX PLUG
with watertight lid



TAIS-EX





TAIS-EX Zone 2, 21, 22

Interlocked socket-outlets in antistatic thermosetting GRP

ADVANTAGES



1

The TAIS-EX enclosure, made of carbon-fibre-reinforced thermosetting GRP, prevents the build-up of electrostatic charges, thus preventing the ignition of explosive gas, vapour or dust atmospheres.

The handle of the socket-outlet allows up to 3 padlocks to be used to ensure that safety procedures are followed during maintenance.

2



The interlocking mechanism is in metal. The cover is fixed to the body with stainless steel screws. The circuit breaker is category AC-23A with 10kA conditional short-circuit current rating.



3

TAIS-EX is the only series that allows to create sets of ATEX socket-outlets as easily as standard distribution boards.

4



For quick and easy installation, scan the QR code.





TAIS-EX Zone 2, 21, 22

Interlocked socket-outlets in antistatic thermosetting GRP



Atex execution - Gas	II 3G - Ex ec nC IIC T6...T3 Gc
Atex execution - Dust	II 2D - Ex tb IIIC T 70°C...105°C Db
Body material	Palazzoli antistatic thermosetting GRP
Colour	RAL 9005 Jet black
Protection rating	IP66
Additional IP rating	IP66/IP67
Surface resistance	<10 ⁹ Ω (prevention of electrostatic charge accumulation)
Resistance to abnormal heat and fire	960°C
Flammability class	V-0
Insulation class	II
Ambient operating temperature	See table
Ambient storage temperature	-50 °C - +90 °C
Rated current	16A - 32A - 50A - 63A
Operating Voltage	50 V - 690 V
Insulation voltage	690V
Operating frequency	50/60Hz



DIRECTIVES

2014/34/EU (ATEX)
2011/65/EU (RoHS)
2012/19/EU (WEEE)

PRODUCT STANDARDS

IEC/EN 60079-0
IEC/EN 60079-7
IEC/EN 60079-15
IEC/EN 60079-31
IEC/EN 60309-1
IEC/EN 60309-2
IEC/EN 60309-4
IEC/EN 63000

Rated operating current:		16A	32A	40A	50A	63A	
Thermal current I _{th}	A	16	32	40	50	63	
AC-21A	110V	A	16	32	40	50	63
	230V						
	400V						
	500V						
AC-22A	110V	A	16	32	40	50	63
	230V						
	400V						
	500V						
AC-23A	110V	A	16	32	40	50	63
	230V						
	400V						
	500V						
AC-23A	110V	kW	2.4	4.9	6.1	7.6	9.6
	230V		5.1	10.2	12.7	15.9	20.1
	400V		8.9	17.7	22.2	27.7	34.9
	500V		11.1	22.2	27.7	34.6	43.6

Wiring data:		16A	32A	40A	50A	63A
Entry cable diameter	mm	12.5 - 25		19-32		
Entry cable cross-section	mm ²	1-10		6-35		
Tightening torque	Nm	2		3		

Technical data sheets updated to new standards on palazzoli.com website



TAIS-EX Zone 2, 21, 22

Interlocked socket-outlets in antistatic thermosetting GRP

Ambient operating temperature

Version	Rated current (A)	Ambient operating temperature (°C)	Surface operating temperature (°C) (Dust)	Temperature class (Gas)
Direct	16	-40 ... +50	T70	T6
		-40 ... +65	T85	T5
	32	-40 ... +40	T70	T5
		-40 ... +65	T95	T4
	63	-40 ... +40	T80	T4
		-40 ... +65	T105	T3
Fuse	16	-40 ... +50	T70	T4
	32	-40 ... +40	T85	T3
	40/50	-40 ... +40	T95	T3

Ambient operating temperature for switches

Rated current (A)	Ambient operating temperature (°C)	Surface operating temperature (°C) (Dust)	Temperature class (Gas)
16	-40 ... +60	T80	T6
25	-40 ... +60	T85	T5
32	-40 ... +60	T90	T5
40/50	-40 ... +60	T90	T5
63	-40 ... +60	T95	T5
100	-40 ... +60	T105	T4

Table for selecting plugs that can be combined

Rated current		
Socket-outlets with fuses (A)	Socket-outlet without protection (A)	Plug (A)
16	16	16
32	32	32
40/50	63	63



For ATEX installation, the QR code.





GUIDE TO THE CREATION OF COMPOSITIONS WITH TAIS-EX SOCKET-OUTLET

ATEX
II 2D Ex tb III C
T 70°...105 °C
Db

II 3G Ex ec nC IIC
T3/T4/T5/T6 Gc

			ZONES 2, 21-22				
I	V	No. of poles	Entry	 Direct supply	 Fuses		
16A	230V		2P+≐	M32			
	400V		3P+≐	M32			
	400V		3P+N+≐	M32			
32A	230V		2P+≐	M32			
	400V		3P+≐	M32			
	400V		3P+N+≐	M32			
40A 50A	400V		3P+≐	M40			
	400V		3P+N+≐	M40			
63A	400V		3P+≐	M40			
	400V		3P+N+≐	M40			

Common accessories

538429EX M32
538436EX M40

Fittings for coupling socket-outlets with boxes IP66

532281EX
532286EX
532282EX
532283EX

Boxes in thermosetting GRP with blind cover for the composition of socket boards IP66/IP67

125x185 x 1 16A-32A socket-outlet
125x185 x 1 40A-63A socket-outlet
250x185 x 2 16A-32A socket-outlets
380x185 x 3 16A-32A socket-outlets


538800EX
538802EX
538804EX

Mounting plates in thermosetting GRP with guided system for the creation of multiple socket boards

125x630 x 1 socket-outlet
250x630 x 2 sockets
380x630 x 3 socket-outlets

Common items included for dust and gas: technopolymer cable gland.
In the boxes, instructions and labels to correctly identify the ATEX distribution board. Labels must be chosen according to the socket-outlets installed.

Examples of combinations





TAIS-EX Zones 2, 21, 22

Interlocked socket-outlets in antistatic thermosetting GRP

MODULE 125



Wall-mounted interlocked
socket-outlets
50/60Hz IP66/IP67

Rated current (A)	Rated voltage (V)	Voltage colour	Poles	h ref.	Palazzoli code	Pack Qty	
16 M32 entry	110	Yellow	2P+⊕	4	461124EX	1	
	110	Yellow	3P+⊕	4	461134EX	1	
	110	Yellow	3P+N+⊕	4	461144EX	1	
	230	Blue	2P+⊕	6	461126EX	1	
	230	Blue	3P+⊕	9	461139EX	1	
	230	Blue	3P+N+⊕	9	461149EX	1	
	400	Red	2P+⊕	9	461129EX	1	
	400	Red	3P+⊕	6	461136EX	1	
	400	Red	3P+N+⊕	6	461146EX	1	
	500	Black	3P+⊕	7	461137EX	1	
	500	Black	3P+N+⊕	7	461147EX	1	
	32 M32 entry	110	Yellow	2P+⊕	4	461224EX	1
		110	Yellow	3P+⊕	4	461234EX	1
		110	Yellow	3P+N+⊕	4	461244EX	1
230		Blue	2P+⊕	6	461226EX	1	
230		Blue	3P+⊕	9	461239EX	1	
230		Blue	3P+N+⊕	9	461249EX	1	
400		Red	2P+⊕	9	461229EX	1	
400		Red	3P+⊕	6	461236EX	1	
400		Red	3P+N+⊕	6	461246EX	1	
500		Black	3P+⊕	7	461237EX	1	
500		Black	3P+N+⊕	7	461247EX	1	
63 M40 entry		110	Yellow	2P+⊕	4	461324EX	1
		110	Yellow	3P+⊕	4	461334EX	1
		110	Yellow	3P+N+⊕	4	461344EX	1
	230	Blue	2P+⊕	6	461326EX	1	
	230	Blue	3P+⊕	9	461339EX	1	
	230	Blue	3P+N+⊕	9	461349EX	1	
	400	Red	2P+⊕	9	461329EX	1	
	400	Red	3P+⊕	6	461336EX	1	
	400	Red	3P+N+⊕	6	461346EX	1	
	500	Black	3P+⊕	7	461337EX	1	
	500	Black	3P+N+⊕	7	461347EX	1	

Equipment included: technopolymer cable gland.

Technical accessories:



MODULE 125



Wall-mounted interlocked
socket-outlets with fuse holder base
50/60Hz IP66/IP67

Rated current (A)	Rated voltage (V)	Voltage colour	Poles	h ref.	Palazzoli code	Pack Qty	
16 M32 entry	110	Yellow	2P+⊕	4	462124EX	1	
	110	Yellow	3P+⊕	4	462134EX	1	
	110	Yellow	3P+N+⊕	4	462144EX	1	
	230	Blue	2P+⊕	6	462126EX	1	
	230	Blue	3P+⊕	9	462139EX	1	
	230	Blue	3P+N+⊕	9	462149EX	1	
	400	Red	2P+⊕	9	462129EX	1	
	400	Red	3P+⊕	6	462136EX	1	
	400	Red	3P+N+⊕	6	462146EX	1	
	500	Black	3P+⊕	7	462137EX	1	
	500	Black	3P+N+⊕	7	462147EX	1	
	32 M32 entry	110	Yellow	2P+⊕	4	462224EX	1
		110	Yellow	3P+⊕	4	462234EX	1
		110	Yellow	3P+N+⊕	4	462244EX	1
230		Blue	2P+⊕	6	462226EX	1	
230		Blue	3P+⊕	9	462239EX	1	
230		Blue	3P+N+⊕	9	462249EX	1	
400		Red	2P+⊕	9	462229EX	1	
400		Red	3P+⊕	6	462236EX	1	
400		Red	3P+N+⊕	6	462246EX	1	
500		Black	3P+⊕	7	462237EX	1	
500		Black	3P+N+⊕	7	462247EX	1	
50 M40 entry		110	Yellow	2P+⊕	4	462324EX	1
		110	Yellow	3P+⊕	4	462334EX	1
		110	Yellow	3P+N+⊕	4	462344EX	1
	230	Blue	2P+⊕	6	462326EX	1	
	230	Blue	3P+⊕	9	462339EX	1	
	230	Blue	3P+N+⊕	9	462349EX	1	
	400	Red	2P+⊕	9	462329EX	1	
	400	Red	3P+⊕	6	462336EX	1	
	400	Red	3P+N+⊕	6	462346EX	1	
	500	Black	3P+⊕	7	462337EX	1	
	500	Black	3P+N+⊕	7	462347EX	1	

Equipment included: technopolymer cable gland.

Features: fuses not included.

Notes: the 50A sockets installed in a distribution board have a maximum rated current of 40A. See guide to the creation of compositions on page 244.

Technical accessories:





TAIS-EX Zones 2, 21, 22

Interlocked socket-outlets in antistatic thermosetting GRP



Boxes in thermosetting GRP with blind cover for the composition of socket boards IP66/IP67

Outer dimensions (mm)	Holes	Socket rated current (A)	Installable devices	Palazzoli code	Pack Qty
125x185x125		16 - 32	1	532281EX	1
125x185x125		40 - 63	1	532286EX	1
250x185x125		16 - 32	2	532282EX	1
380x185x125		16 - 32	3	532283EX	1

Features: pre-drilled boxes.

Equipment included: in the boxes, instructions and labels to correctly identify the ATEX distribution board. Labels must be chosen according to the socket-outlets installed.

Technical accessories:



Fittings for coupling socket-outlets with boxes IP66

From hole	To hole	Thread length (mm)	Palazzoli code	Pack Qty
M32	M32	23	538429EX	1
M40	M40	23	538436EX	1

Features: they are used to couple socket-outlets with boxes.



Mounting plates in thermosetting GRP with guided system for the creation of multiple socket boards

Outer dimensions (mm)	Installable devices	Palazzoli code	Pack Qty
125x630	1	538800EX	1
250x630	2	538802EX	1
380x630	3	538804EX	1

Equipment included: pre-arranged with brass grub screws and stainless steel screws for fixing the devices.

Features: the guided positioning system simplifies the assembly of the devices onto the plate.

TAIS-EX

electrifies the large mills of Marghera





TAISBOX-EX Zones 1, 2, 21, 22

Antistatic in thermosetting GRP junction boxes



Atex execution - Gas	II 2G - Ex eb IIC Gb
Atex execution - Dust	II 2D - Ex tb IIIC Db
Body material	Palazzoli antistatic thermosetting GRP
Colour	RAL 9005 Jet black
Protection rating	IP66
Additional IP rating	IP66/IP67
Surface resistance	$10^9 \Omega$ (prevention of electrostatic charge accumulation)
Resistance to abnormal heat and fire	960°C
Flammability class	V-0
Insulation class	II
Ambient operating temperature	-40 °C - +70 °C See table
Ambient storage temperature	-50 °C - +90 °C

Ambient operating temperature

Code	-40 °C - +40 °C (W)	-40 °C - +50 °C (W)	-40°C - +70°C (W)
102025EX	3.8	3.5	1.0
102035EX	3.8	3.5	1.0
102045EX	3.8	3.5	1.0
102156EX	5.8	5.3	1.6
102157EX	5.8	5.3	1.6
102232EX	11.0	10.0	3.0
102242EX	11.0	10.0	3.0
102342EX	13.0	10.0	3.0
102335EX	13.0	10.0	3.0
102345EX	13.0	10.0	3.0
102365EX	13.0	10.0	3.0
102443EX	15.0	10.0	3.0
102463EX	15.0	10.0	3.0
102445EX	15.0	10.0	3.0
102485EX	15.0	10.0	3.0

*The minimum operating temperature is -20 °C.



DIRECTIVES

2014/34/EU (ATEX)
2011/65/EU (RoHS)
2012/19/EU (WEEE)

PRODUCT STANDARDS

IEC/EN 60079-0
IEC/EN 60079-7
IEC/EN 60079-31
IEC/EN 60670-1
IEC/EN 60670-22
IEC/EN 63000

Technical data sheets updated to new standards
on palazzoli.com website



TAISBOX-EX Zones 1, 2, 21, 22

Antistatic thermosetting GRP junction boxes



Compact thermosetting GRP enclosures with cage terminals and metric inputs IP66/IP67

Outer dimensions (mm)	Hole type	Type terminals mm ²	Palazzoli code	Pack Qty
62x80x38			102025EX	1
		4x6	102035EX	1
			102045EX	1
77x102x48			102156EX	1
		5x6	102157EX	1

Included

Code	Technopolymer cable glands
102025EX	2 x M20
102035EX	3 x M20
102045EX	4 x M20
102156EX	6 x M20
102157EX	6 x M25



Thermosetting GRP enclosures with wiring terminals and metric entries IP66/IP67

Outer dimensions (mm)	Hole type	Type of line terminals mm ²	Type of earth terminals mm ²	Palazzoli code	Pack Qty
92x92x100				102232EX	1
		4x4	1x4	102242EX	1
125x125x100		8x4	2x4	102342EX	1
				102335EX	1
125x185x100		6x6	2x6	102345EX	1
				102365EX	1
125x185x100				102443EX	1
				102463EX	1
125x185x100		8x10	2x10	102445EX	1
				102485EX	1

Included

Code	Technopolymer cable glands	Caps
102232EX	2 x M20	1 x M20
102242EX	3 x M20	1 x M20
102342EX	4 x M20	-
102335EX	2 x M25	1 x M25
102345EX	3 x M25	1 x M25
102365EX	4 x M25	2 x M25
102443EX	3 x M32	1 x M32
102463EX	4 x M32	2 x M32
102445EX	4 x M25	1 x M25
102485EX	6 x M25	2 x M25



TAISBOX-EXU Zone 1, 2, 21, 22

Antistatic thermosetting GRP enclosures



Atex execution - Gas	II 2G - Ex eb IIC Gb
Atex execution - Dust	II 2D - Ex tb IIIC Db
Body material	Palazzoli antistatic thermosetting GRP
Colour	RAL 9005 Jet black
Protection rating	IP66
Additional IP rating	IP66/IP67
Surface resistance	<math> < 10^9 \Omega </math> (prevention of electrostatic charge accumulation)
Resistance to abnormal heat and fire	960°C
Flammability class	V-0
Insulation class	II
Ambient operating temperature	-40 °C - +70 °C See table
Ambient storage temperature	-50 °C - +90 °C

Ambient operating temperature

Code	-40 °C - +40 °C (W)	-40 °C - +50 °C (W)	-40 °C - +70 °C (W)
532200EX	18	12	4
532201EX	19	17	6
532202EX	23	22	7
532203EX	24	22	8
532204EX	25	25	15
532035EX*	8	6	2
532045EX	10	6	2
532055EX	12	9	3
532116EX	13	10	3
532117EX	15	10	3
532118EX	20	14	5
532005EX	11	10	3
532006EX	11	7	2
532015EX	16	9	3
532016EX	15	10	3
532017EX	17	13	4
532018EX	22	22	7
531011EX	20	15	3
531021EX	24	20	5
531040EX	28	24	7
531042EX	35	30	20
531062EX	60	55	30

*The minimum operating temperature is -20 °C.

The marking of empty ATEX boxes does not show the T temperature class of the equipment, as the maximum service temperature, for the "e" protection mode (gas), depends on the temperature reached by the components mounted inside (terminals, fuse holders, etc.); while for the "tb" protection mode (dust), the maximum surface temperature of the box's outer casing depends on the actual power dissipated by the internal components.

The user must choose the most suitable box based on the calculation of the power dissipation of the internal components and the operating temperature indicated in the table above, and proceed to certify the assembly thus constructed.

Technical data sheets updated to new standards on palazzoli.com website



DIRECTIVES

2014/34/EU (ATEX)

PRODUCT STANDARDS

IEC/EN 60079-0
IEC/EN 60079-7
IEC/EN 60079-31
IEC/EN 60670-1
IEC/EN 60670-22



TAISBOX-EXU Zone 1, 2, 21, 22

Antistatic thermosetting GRP enclosures



High-capacity enclosures
in thermosetting GRP
IP66/IP67

Dimensions (mm)		Max. power dissipation (W)	Palazzoli code	Pack Qty
external	internal			
125x185x125	95x145x105	18	532200EX	1
190x185x125	150x145x105	19	532201EX	1
250x185x125	215x145x105	23	532202EX	1
290x185x125	250x145x105	24	532203EX	1
380x185x125	345x145x105	25	532204EX	1

Notes: the maximum power dissipation is for a maximum ambient temperature of 40 °C.



Enclosures
in thermosetting GRP
with low cover
IP66/IP67

Dimensions (mm)		Max. power dissipation (W)	Palazzoli code	Pack Qty
external	internal			
92x92x68	58x58x50	8	532035EX*	1
125x92x68	90x60x50	10	532045EX	1
185x92x68	155x55x50	12	532055EX	1
125x125x100	60x60x50	13	532116EX	1
185x125x100	145x95x50	15	532117EX	1
250x125x100	215x90x50	20	532118EX	1

Notes: the maximum power dissipation is for a maximum ambient temperature of 40 °C.
*The minimum operating temperature is -20 °C.

Technical accessories:



page 256

page 114



Enclosures
in thermosetting GRP
with high cover
IP66/IP67

Dimensions (mm)		Max. power dissipation (W)	Palazzoli code	Pack Qty
external	internal			
92x92x100	58x58x80	11	532005EX	1
125x92x100	90x60x80	11	532006EX	1
185x92x100	155x55x80	16	532015EX	1
125x125x125	60x60x80	15	532016EX	1
185x125x125	145x95x80	17	532017EX	1
250x125x125	215x90x80	22	532018EX	1

Notes: the maximum power dissipation is for a maximum ambient temperature of 40 °C.



High-capacity enclosures
in thermosetting GRP
with blind walls and high cover
IP66/IP67

Dimensions (mm)		Max. power dissipation (W)	Palazzoli code	Pack Qty
external	internal			
185x185x140	135x135x115	20	531011EX	1
250x185x140	200x135x115	24	531021EX	1
250x250x140	200x200x115	28	531040EX	1
370x250x140	315x200x115	35	531042EX	1
500x370x140	450x315x115	60	531062EX	1

Notes: the maximum power dissipation is for a maximum ambient temperature of 40 °C.

Technical accessories:



page 256

page 114



Back plates
in galvanised steel
for TAIS-EX boxes

For enclosure code	Plate dimensions (mm)	Palazzoli code	Pack Qty
532200EX-532240EX	83x145	532700	1
532201EX	160x140	532701	1
532202EX-532242EX	208x145	532702	1
532203EX	260x145	532703	1
532204EX-532244EX	333x145	532704	1
532035EX-532005EX	59x59	532705	1
532045EX-532006EX	92x58	532714	1
532055EX-532015EX	142x62	532715	1
532116EX-532016EX	86x86	532716	1
532117EX-532017EX	100x86	532717	1
532118EX-532018EX	175x86	532718	1



ALUBOX-EXU Zones 1, 2, 21, 22

Enclosures in aluminium alloy

Atex execution - Gas	II 2G - Ex eb IIC Gb
Atex execution - Dust	II 2D - Ex tb IIIC Db
Body material	Aluminium alloy
Surface treatment	Fluorozirconate passivation
Colour	RAL 9005 Jet black
Protection rating	IP66
Additional IP rating	IP66/IP67
Impact resistance	7J
Corrosivity category	Equivalent to C4-H/C5-M
Insulation class	I
Ambient operating temperature	-40 °C - +70 °C See table
Ambient storage temperature	-50 °C - +90 °C



DIRECTIVES

2014/34/EU (ATEX)

PRODUCT STANDARDS

IEC/EN 60079-0
IEC/EN 60079-7
IEC/EN 60079-31
IEC/EN 60670-1
IEC/EN 60670-22

Ambient operating temperature

Code	-40 °C - +40 °C (W)	-40 °C - +50 °C (W)	-40 °C - +70 °C (W)
511910EX	10	7	2
511913EX	20	14	5
511220EX	22	15	6
150021EX	19	13	6
511920EX	40	28	11
521310EX	40	28	11
511921EX	49	34	13
511410EX	65	46	18
521420EX	101	71	28
511420EX	84	59	23
511510EX	96	67	27
511610EX	108	76	29

The marking of empty ATEX boxes does not indicate the temperature class T of the equipment, since the maximum service temperature, for the "eb" (gas) protection mode, depends on the temperature reached by the components mounted inside (e.g. terminals); whereas for the "tb" (dust) protection mode, the maximum surface temperature of the box's outer casing depends on the actual power dissipated by the internal components. The user must choose the most suitable box based on the calculation of the power dissipation of the internal components and the operating temperature indicated in the table above, and proceed to certify the assembly thus constructed.

Technical data sheets updated to new standards
on palazzoli.com website



Enclosures in aluminium alloy
with blind walls and back plate
IP66/IP67

Dimensions (mm)		Power dissipation (W)	Palazzoli code	Pack Qty
external	internal			
92x92x77	60x75x60	10	511910EX*	1
125x125x113	110x90x90	20	511913EX	1
185x125x88	170x90x85	22	511220EX	1
155x155x73	140x120x50	19	150021EX	1
185x185x145	160x150x120	40	511920EX	1
220x220x108	170x170x80	40	521310EX	1
252x185x145	145x230x125	49	511921EX	1
252x252x165	205x205x160	65	511410EX	1
295x295x120	245x245x95	101	521420EX	1
315x252x193	260x200x155	84	511420EX	1
315x315x193	260x260x155	96	511510EX	1
373x373x165	305x305x180	108	511610EX	1

Equipment included: earth screws inside and outside the box.

Back plate (except code 511910EX).

Notes: the maximum power dissipation is for a maximum ambient temperature of 40 °C.
*The minimum operating temperature is -20 °C.

Technical accessories:



page 256



UNIBOX-EXU Zones 2, 22

Enclosures in aluminium alloy

Atex execution - Gas	II 3G - Ex ec IIC Gc U
Atex execution - Dust	II 3D - Ex tc IIIC Dc U
Body material	Aluminium alloy
Surface treatment	Fluorozirconate passivation
Colour	RAL 9005 Jet black
Protection rating	IP66
Additional IP rating	IP66/IP67
Impact resistance	4 J
Corrosivity category	Equivalent to C3-H / C4-M
Insulation class	I
Ambient operating temperature	-20 °C - +85 °C
Ambient storage temperature	-50 °C - +90 °C



DIRECTIVES

2014/34/EU (ATEX)

PRODUCT STANDARDS

IEC/EN 60670-1
IEC/EN 60670-22
IEC/EN 60079-31
IEC/EN 60079-0
IEC/EN 60079-7

Ambient operating temperature

Code	-40 °C - +65 °C (W)	-40 °C - +75 °C (W)	-40 °C - +85 °C (W)
520009EX	10	6	4
520011EX	13	9	6
520012EX	17	11	8
520014EX	25	17	12
520019EX	40	27	19
520020EX	62	43	29
520021EX	95	66	45

The marking of empty ATEX boxes does not show the T temperature class of the equipment, as the maximum service temperature, for the "ec" protection mode (gas), depends on the temperature reached by the components mounted inside (terminals, fuse holders, etc.); while for the "tc" protection mode (dust) the maximum surface temperature of the box's outer casing depends on the actual power dissipated by the internal components. The user must choose the most suitable box based on the calculation of the power dissipation of the internal components and the operating temperature indicated in the table above, and proceed to certify the assembly thus constructed.

Technical data sheets updated to new standards on palazzoli.com website



Empty enclosures
in aluminium alloy
IP66/IP67

Box type	Dimensions (mm)		Max. power dissipation (W)	Palazzoli code	Pack Qty
	external	internal			
UNI B9	100x100x59	88x88x44	10	520009EX	1
UNI B11	115x140x61	103x128x46	13	520011EX	1
UNI B12	141x166x64	128x153x49	17	520012EX	1
UNI B14	168x192x80	152x176x65	25	520014EX	1
UNI B19	217x253x93	201x236x75	40	520019EX	1
UNI B20	264x314x122	243x295x104	62	520020EX	1
UNI B21	315x410x150	291x386x126	95	520021EX*	1

Equipment included: earth screws inside and outside the box.

Notes: the maximum power dissipation is for a maximum ambient temperature of 65 °C.
*the protection rating is IP65.

Technical accessories:



page 256



Back plates
in galvanised steel
for UNIBOX-EXU boxes

For box type	Dimensions (mm)	Palazzoli code	Pack Qty
UNI B11	119x78	522011	1
UNI B12	132x108	522012	1
UNI B14	165x125	522014	1
UNI B19	200x165	522019	1
UNI B20	250x210	522020	1
UNI B21	345x257	522021	1

Equipment included: screws for mounting inside the box, 2 kits for earthing terminal connection.



DIN rails
for UNIBOX-EXU boxes

For box type	Working length (mm)	Palazzoli code	Pack Qty
UNI B9	60	521009	1
UNI B11	95	521011	1
UNI B12	125	521012	1
UNI B14	170	521014	1
UNI B19	230	521019	1
UNI B20	290	521020	1
UNI B21	380	521021	1

Equipment included: screws for mounting inside the box.



CUSTOMISED ATEX JUNCTION BOXES

The thermosetting GRP TAISBOX-EXU and the aluminium alloy ALUBOX-EXU boxes can be completed with cable glands and terminal blocks, allowing the creation of customised junction boxes, suitable for installation in zones

1-2-21-22 in accordance with the ATEX 2014/34/EC Directive. The configurations customised and certified by a Notified Organism can be made by Palazzoli upon specifications of the customer.

To make the configurations it is necessary to know:

1. Number and type of modular terminal blocks.

The IEC/EN60715 DIN rail inside the box can be complemented with ATEX-compliant and Ex-eb-certified modular terminal blocks. The maximum number of terminals that can be used depends on the physical dimensions of the box, according to the table below, and on the maximum power dissipation.

2. Number, type e positions of the cable glands.

Each box can be drilled on the 4 sides using a max. number of entries that depends on the dimensions of the cable glands and on side area. Cable glands from Palazzoli or any other brand, from M12 to M50, may be used. They must comply with the ATEX Directive and certified with the Ex-e/Ex-tb protection mode. If windowed boxes are used, it is possible to complete them with suitable drilled flanges or blind raised flanges (Table below).

SERIES	CODE OF EMPTY BOX	DIMENSIONS (BxHxD)	DIN GUIDE LENGTH (mm)	MAXIMUM NUMBER OF CABLE GLANDS THAT CAN BE INSTALLED ON EACH SIDE													
				LONG SIDE OF THE BOX (B)							SHORT SIDE OF THE BOX (H)						
				M12	M16	M20	M25	M32	M40	M50	M12	M16	M20	M25	M32	M40	M50
TAIS-EXU	532200EX	185x125x125	145	12	8	6	3	2	2	-	6	4	3	2	1	1	-
	532201EX	190x185x125	160	12	8	6	3	2	2	-	12	8	6	3	2	2	-
	532202EX	250x185x125	220	16	14	12	5	4	3	-	12	8	6	3	2	2	-
	532203EX	290x185x125	260	20	16	14	6	5	4	-	12	8	6	3	2	2	-
	532204EX	380x185x125	333	26	24	22	9	7	6	-	12	8	6	3	2	2	-
	532035EX	92x92x68	59	2	1	1	-	-	-	-	2	1	1	-	-	-	-
	532045EX	125x92x68	92	4	3	3	2	-	-	-	2	1	1	-	-	-	-
	532055EX	185x92x68	142	6	4	4	2	-	-	-	2	1	1	-	-	-	-
	532116EX	125x125x100	86	7	4	3	2	1	1	-	6	4	3	2	1	1	-
	532117EX	185x125x100	100	12	8	6	3	2	2	1	6	4	3	2	1	1	-
	532118EX	250x125x100	175	16	14	12	6	4	3	-	6	4	3	2	1	1	-
	532005EX	92x92x100	59	2	1	1	-	-	-	-	2	1	1	-	-	-	-
	532006EX	125x92x100	92	4	3	3	2	-	-	-	2	1	1	-	-	-	-
	532015EX	185x92x100	142	6	4	4	2	-	-	-	2	1	1	-	-	-	-
	532016EX	125x125x125	86	7	5	4	2	1	-	-	6	5	4	2	1	-	-
	532017EX	185x125x125	100	12	7	6	4	3	-	-	6	5	4	2	1	-	-
	532018EX	250x125x125	175	16	10	8	5	4	-	-	6	5	4	2	1	-	-
	ALUPRES-EXU	511910EX	92x92x77	69	3	2	2	1	-	-	3	2	2	1	-	-	-
511913EX		125x125x113	100	8	5	4	2	2	-	8	5	4	2	2	-	-	
150021EX		155x155x73	122	10	6	5	3	1	-	10	6	5	3	1	-	-	
511920EX		185x185x145	160	18	12	10	8	4	3	2	18	12	10	8	4	3	2
511921EX		252x185x145	200	24	16	14	10	5	4	3	18	12	10	8	4	3	2
511911EX		125x92x77	100	3	3	2	-	-	-	-	-	-	-	-	-	-	-
511912EX		185x92x77	150	6	5	4	-	-	-	-	-	-	-	-	-	-	-
511917EX		252x125x113	200	16	14	6	5	4	-	-	2	1	-	-	-	-	-
511922EX		220x220x108	190	3	3	2	2	-	-	-	3	3	2	2	-	-	-
511923EX		252x252x197	210	32	28	18	10	8	6	3	15	8	6	6	2	2	1

3. Maximum utilisation current for each terminal.

By specifying this detail it is possible to calculate more precisely the maximum power dissipation and use optimised boxes with more compact dimensions. If this detail cannot be supplied, the maximum rated current should be considered and larger boxes will have to be used.

4. Ambient temperature

The boxes in Palazzoli Thermosetting GRP of the TAISBOX-EXU series and the boxes in aluminium alloy of the ALUBOX-EXU series can be used at different temperatures. The complete tables are on page 250 for the TAISBOX-EXU series and page 252 for the ALUBOX-EXU series. Also in this case, by carefully choosing the temperature range, it is possible to use optimised boxes with more compact dimensions.



REQUEST FORM FOR CUSTOMISED ATEX JUNCTION BOXES

DATA REQUIRED

CODE OF EMPTY PALAZZOLI BOX: _____

QUANTITY TO BE PRODUCED: _____

MAX AMBIENT TEMPERATURE (°C): _____

BRAND OF TERMINAL: _____

(if not expressly indicated, the terminals are the responsibility of Palazzoli)

INTERNAL COMPOSITION	TERMINAL RATED CROSS-SECTION (mm ²)						
	2.5	4	6	10	16	25	35
NUMBER OF TERMINALS							
CURRENT PER TERMINAL (A)							

Indicate in the table the number of terminals and the current required for each terminal.

CABLE GLAND MATERIAL: Insulating Brass

EXACT MAKE AND MODEL OF CABLE GLAND: _____

(if not expressly indicated, the cable glands are the responsibility of Palazzoli)

EXTERNAL COMPOSITION	CABLE GLAND THREAD						
	M12	M16	M20	M25	M32	M40	M50
NUMBER OF CABLE GLANDS							

Indicate in the table the number of cable glands and their positions on the four sides of the box as in the example below.

Example:



The form must be sent to vendite@palazzoli.it or by fax to +39 030 2015.217.



UNI-EX Zones 1, 2, 21, 22

Cable glands and adaptors

Atex execution - Gas	II 2G - Ex eb IIC Gb
Atex execution - Dust	II 2D - Ex tb IIIC Db
Body material	(technopolymer cable glands) Polyamide body Neoprene gaskets (brass cable glands) Nickel-plated brass body Neoprene gaskets (cable glands for armoured cables) Nickel-plated brass body Graphite gasket (adaptors) Galvanised steel
Surface treatment	Fluorozirconate passivation
Colour	Technopolymer cable gland RAL 9005 Jet black
Protection rating	IP66/IP68 (cable glands) IP66/IP67 - IP68 (adaptors)
Impact resistance	$10^9 \Omega$ (prevention of electrostatic charge accumulation)
Insulation class	I
Ambient operating temperature	(technopolymer cable glands) -20°C - +80°C (M12) -35°C - +95°C (brass cable glands) -40°C - +100°C (cable glands for armoured cables) -60°C - +80°C (adaptors) -40°C - +150°C
Ambient storage temperature	-50°C - +90°C



DIRECTIVES

2014/34/EU (ATEX)

PRODUCT STANDARDS

IEC/EN 60079-0
IEC/EN 60079-1
IEC/EN 60079-7
IEC/EN 60079-31
ISO 965-1
ISO 965-3



Technopolymer cable glands
with Pg pitch
IP66/IP68

Pg	Mounting hole (mm)	Fastening diameter (mm)	Thread length (mm)	Palazzoli code	Pack Qty
9	16	3.5-8.5	8	571009EX	50
11	19	4-10.5	8	571011EX	50
13.5	21	5-12.5	9	571013EX	50
16	23	6.5-14	10	571016EX	50
21	29	8-18.5	11	571021EX	20
29	38	10-25	12	571029EX	20
36	48	24-34	15	571036EX	10
42	55	34-42	15	571042EX	5
48	61	40-48	15	571048EX	5



Technopolymer cable gland
with Pg pitch and long thread
IP66/IP68

Pg	Mounting hole (mm)	Fastening diameter (mm)	Thread length (mm)	Palazzoli code	Pack Qty
9	16	3.5-5.5	15	571109EX	50
11	19	4-10.5	15	571111EX	50
13.5	21	5-12.5	15	571113EX	50
16	23	6.5-14	15	571116EX	50
21	29	8-18.5	15	571121EX	20
29	38	10-25	15	571129EX	20
36	48	24-34	18	571136EX	10
42	55	34-42	18	571142EX	5
48	61	40-48	18	571148EX	5



Locknuts in insulating material
with Pg pitch

Pg	Palazzoli code	Pack Qty
7	571207	50
9	571209	50
11	571211	50
13.5	571213	50
16	571216	50
21	571221	25
29	571229	20
36	571236	10
42	571242	5
48	571248	5



UNI-EX Zones 1, 2, 21, 22

Cable glands and adaptors



Technopolymer cable glands with metric pitch
IP66/IP68

Threading	Mounting hole (mm)	Fastening diameter (mm)	Thread length (mm)	Palazzoli code	Pack Qty
M12x1,5	12.5	4-6.5	8	581012EX	50
M16x1.5	16.5	5-10	10	581016EX	50
M20x1.5	20.5	10-14	10	581020EX	50
M25x1.5	25.5	12-18	10	581025EX	20
M32x1.5	32.5	16-25	10	581032EX	20
M40x1.5	40.5	22-32	10	581040EX	20
M50x1.5	50.5	28-38.5	12	581050EX	10
M63x1.5	63.5	40-48	12	581063EX	5



Technopolymer cable glands with metric pitch, long threading
IP66/IP68

Threading	Mounting hole (mm)	Fastening diameter (mm)	Thread length (mm)	Palazzoli code	Pack Qty
M12x1,5	12.5	4-6.5	15	581112EX	50
M16x1.5	16.5	5-10	15	581116EX	50
M20x1.5	20.5	10-14	15	581120EX	50
M25x1.5	25.5	12-18	15	581125EX	20
M32x1.5	32.5	16-25	15	581132EX	20
M40x1.5	40.5	22-32	16	581140EX	20
M50x1.5	50.5	28-38.5	16	581150EX	10
M63x1.5	63.5	40-48	16	581163EX	5



Screwcaps with metric threading
IP66/IP68

Threading	Mounting hole (mm)	Thread length (mm)	Palazzoli code	Pack Qty
M12x1,5	12.5	15	581312EX	1
M16x1.5	16.5	15	581316EX	1
M20x1.5	20.5	15	581320EX	1
M25x1.5	25.5	15	581325EX	1
M32x1,5	32.5	15	581332EX	1
M40x1.5	40.5	15	581340EX	1
M50x1.5	50.5	15	581350EX	1
M63x1.5	63.5	15	581363EX	1



Metric pitch locknuts in technopolymer

Threading	Palazzoli code	Pack Qty
M12x1,5	581212	50
M16x1.5	581216	50
M20x1.5	581220	50
M25x1.5	581225	50
M32x1,5	581232	50
M40x1.5	581240	20
M50x1.5	581250	10
M63x1.5	581263	5



UNI-EX Zones 1, 2, 21, 22

Cable glands and adaptors



Cable glands in nickel-plated brass
with metric threading
IP66/IP68

Threading	Mounting hole (mm)	Fastening diameter (mm)	Thread length (mm)	Palazzoli code	Pack Qty
M12x1.5	12.5	4.5-6.5	15	582112EX	50
M16x1.5	16.5	5-9.5	15	582116EX	50
M20x1.5	20.5	8-13	15	582120EX	50
M25x1.5	25.5	9-16	15	582125EX	20
M32x1.5	32.5	12-21	15	582132EX	20
M40x1.5	40.5	16-27	15	582140EX	20
M50x1.5	50.5	23-35	15	582150EX	10
M63x1.5	63.5	36-48	15	582163EX	5



Cable glands for armoured cables
in nickel-plated brass
with metric threading
IP66/IP68

Threading	Mounting hole (mm)	Sheath outer diameter (mm)	Sheath inner diameter (mm)	Thread length (mm)	Palazzoli code	Pack Qty
M16	16.5	7-11.5	4-8	15	580416EX	1
M20	20.5	9-15.5	7-12	15	580420EX	1
M25	25.5	13-20	9.5-15.5	15	580425EX	1
M32	32.5	18-27	14-20.5	15	580432EX	1
M40	40.5	23-33.5	17-27	15	580440EX	1
M50	50.5	29-40.5	22-33.5	15	580450EX	1
M63	63.5	40-54	34-47.5	15	580463EX	1

Notes: earthing tab available on request.



Nickel-plated brass locknuts
with metric pitch

Threading	Palazzoli code	Pack Qty
M12x1.5	582212	50
M16x1.5	582216	50
M20x1.5	582220	50
M25x1.5	582225	25
M32x1.5	582232	20
M40x1.5	582240	10
M50x1.5	582250	10
M63x1.5	582263	5



Gas/metric adaptors
in galvanised steel
for tube/box connections
IP66/IP67

Male thread	Female thread	Palazzoli code	Pack Qty
3/8" Gas	M16x1.5	580360EX	1
1/2" Gas	M20x1.5	580361EX	1
3/4" Gas	M25x1.5	580364EX	1
1" Gas	M32x1.5	580365EX	1



Pg/metric adaptors
in galvanised steel
for tube/box connections
IP68

Male thread	Female thread	Palazzoli code	Pack Qty
Pg21	M25x1.5	580394EX	1
Pg29	M32x1.5	580395EX	1
Pg36	M40x1.5	580396EX	1



TAIS-EX Zones 2, 21, 22

Rotary devices in antistatic thermosetting GRP

Atex execution - Gas	II 3G - Ex ec nC IIC T4/T5/T6 Gc
Atex execution - Dust	II 2D - Ex tb IIIC T 85°C...105°C Db
Body material	Palazzoli antistatic thermosetting GRP
Colour	RAL 9005 Jet black
Protection rating	IP66
Surface resistance	<10⁹ Ω (prevention of electrostatic charge accumulation)
Resistance to abnormal heat and fire	960°C
Flammability class	V-0
Insulation class	II
Ambient operating temperature	See table on page 243
Ambient storage temperature	-50°C - +80°C
Rated current	16A - 25A - 32A - 40A - 63A - 100A
Operating Voltage	690V
Insulation voltage	690V
Operating frequency	50/60Hz



DIRECTIVES

2014/34/EU (ATEX)
2011/65/EU (RoHS)
2012/19/EU (WEEE)

PRODUCT STANDARDS

IEC/EN 60079-0
IEC/EN 60079-7
IEC/EN 60079-15
IEC/EN 60079-31
IEC/EN 60947-3
IEC/EN 60947-1
IEC/EN 63000

Rated operating current:		16A	25A	32A	40A	63A	100A	
Thermal current Ith	A	16	25	32	40	63	100	
AC-21A	230V	A	16	25	32	40	63	100
	400V							
	500V							
	690V							
AC-22A	230V	A	16	25	32	40	63	100
	400V							
	500V							
	690V							
AC-23A	110V	A	16	25	32	40	63	63
	230V							
	400V							
	500V							
	690V							
AC-23A	110V	kW	2.4	3.8	4.9	6.1	9.6	9.6
	230V		5.1	8.0	10.2	12.7	20.1	20.1
	400V		8.9	13.9	17.7	22.2	34.9	34.9
	500V		11.1	17.3	22.2	27.7	43.6	43.6
	690V		15.3	23.9	30.6	38.2	60.2	60.2

Wiring data:		16A	25A	32A	40A	63A	100A
Entry cable cross-section	mm ²	1-10			6-35		
Tightening torque	Nm	2			3		



Wall-mounted isolator switches
in thermosetting GRP
IP66



Rated current (A)	Poles	Enclosure dimensions (mm)	Hole type	Palazzoli code	Pack Qty
16	2	125x185		290162EX	1
	3			290163EX	1
	4			290164EX	1
	2			290252EX	1
25	3	125x185		290253EX	1
	4			290254EX	1
	3			290323EX	1
	4			290324EX	1
40	3	125x185		290403EX	1
	4			290404EX	1
	3			290633EX	1
	4			290634EX	1
100	3	185x250		290103EX*	1
	4			290104EX*	1

Equipment included: technopolymer cable gland.
Earthing terminal inside the box.

Features: handle padlockable with 3 padlocks up to 8 mm.

* handle padlockable in the "0" position with 2 padlocks



CAMALUPRES-EX Zones 2, 21, 22

Rotary devices in aluminium alloy

Atex execution - Gas	II 3G -Ex ec nC IIC T4/T5/T6 Gc
Atex execution - Dust	II 2D - Ex tb IIIC T 80°C...105°C Db
Body material	Aluminium alloy
Colour	RAL 9005 Jet black
Protection rating	IP66
Insulation class	I
Ambient operating temperature	-35 °C - +65 °C (-40 °C on request) See table on page 243
Ambient storage temperature	-50°C - +80°C
Rated current	16A - 25A - 32A - 40A - 63A - 100A
Operating Voltage	690V
Insulation voltage	690V
Operating frequency	50/60Hz



DIRECTIVES

2014/34/EU (ATEX)
2011/65/EU
2011/65/EU (RoHS)
2012/19/EU (WEEE)

PRODUCT STANDARDS

IEC/EN 60079-0
IEC/EN60079-7
IEC/EN 60079-15
IEC/EN 60079-31
IEC/EN 60947-3
IEC/EN 60947-1
IEC/EN 63000

Rated operating current:		16A	25A	32A	40A	63A	100A	
Thermal current I _{th}	A	16	25	32	40	63	100	
AC-21A	230V	A	16	25	32	40	63	100
	400V							
	500V							
	690V							
AC-22A	230V	A	16	25	32	40	63	100
	400V							
	500V							
	690V							
AC-23A	110V	A	16	25	32	40	63	63
	230V							
	400V							
	500V							
AC-23A	690V	kW	2.4	3.8	4.9	6.1	9.6	9.6
	110V		5.1	8.0	10.2	12.7	20.1	20.1
	230V		8.9	13.9	17.7	22.2	34.9	34.9
	400V		11.1	17.3	22.2	27.7	43.6	43.6
	500V		15.3	23.9	30.6	38.2	60.2	60.2

Wiring data:

	16A	25A	32A	40A	63A	100A
Entry cable cross-section	mm ² 1-10			6-35		
Tightening torque	Nm 2			3		



Wall-mounted isolator switches
in aluminium alloy
IP66



Rated current (A)	Poles	Enclosure dimensions (mm)	Entry type	Palazzoli code	Pack Qty
	2			270162EX	1
16	3			270163EX	1
	4			270164EX	1
	2	125x185	M25 M25	270252EX	1
25	3			270253EX	1
	4			270254EX	1
	3			270323EX	1
32	4			270324EX	1
	3			270403EX	1
40	4	125x185	M32 M32	270404EX	1
	3			270633EX	1
63	4			270634EX	1
	3			270103EX*	1
100	4	185x250	M40 M40	270104EX*	1

Equipment included: technopolymer cable gland.

Earthing terminal inside and outside the box.

Features: handle padlockable with 3 padlocks up to 8 mm.

* handle padlockable in the "0" position with 2 padlocks



TAISMIGNON-EX Zones 2, 22

Small devices in antistatic thermosetting GRP

Atex execution - Gas	II 3G - Ex nR IICT6 Gc
Atex execution - Dust	II 3D - Ex tc IIICT 70°C Dc
Body material	Palazzoli antistatic thermosetting GRP
Colour	RAL 9005 Jet black
Protection rating	IP66
Surface resistance	<10 ⁹ Ω
Resistance to abnormal heat and fire	960°C
Flammability class	V-0
Insulation class	II
Ambient operating temperature	-20°C - +40°C
Ambient storage temperature	-50°C - +80°C



Wall-mounted isolator switches and two-way switches in thermosetting GRP IP66

Electrical scheme	Poles	Entry type	Rated current/voltage	Palazzoli code	Pack Qty
Switch	1P	M20	16A 250V~ / 10A 400V~	202271EX	1
Switch	2P	M20	16A 250V~ / 10A 400V~	202282EX	1
Two-way switch	1P	M20	16A 250V~ / 10A 400V~	202276EX	1
Selector switch	1P	M20	16A 250V~ / 10A 400V~	202275EX	1

Equipment included: technopolymer cable gland, M20 type.

Features: the lower entry is the predisposition for restricted breathing test.



Push-buttons for wall-mounted in thermosetting GRP IP66

Poles	Entry type	Rated current/voltage	Palazzoli code	Pack Qty
1 NO	M20	10A 400V~	261435EX	1
1 NC	M20	10A 400V~	261445EX	1
1 NO + 1NC (green - red)	M20	10A 400V~	261432EX	1
1 NO + 1 NC (black - red)	M20	10A 400V~	261433EX	1

Equipment included: technopolymer cable gland, M20 type.

Features: the lower entry is the predisposition for restricted breathing test.

ALARM-EX Zones 2, 21, 22

Sirens and bells in aluminium alloy

Atex execution - Gas	II 3G - Ex nA IICT3 Gc
Atex execution - Dust	II 2D - Ex tb IIICT 65 °C Db
Body material	Aluminium alloy (body)
Colour	RAL 9005 Jet black (box) RAL 2011 Deep orange (cover)
Protection rating	IP66 according to IEC 60598-1
Corrosivity category	Equivalent to C4-M / C3-H
Insulation class	I
Ambient operating temperature	-20°C - +40°C
Ambient storage temperature	-50°C - +80°C
Operating Voltage	24VAC - 230VAC
Operating frequency	50/60Hz
Operation	Continuous
Entry cable diameter	10-14 mm



Sirens in aluminium alloy with vibrating membrane 50/60Hz IP66

Rated voltage (V)	Sound level (dB)	Initial power (VA)	Vibrating power (VA)	Palazzoli code	Pack Qty
24	105	60	25	900453EX	1
110	105	60	25	900463EX	1
230	105	60	25	900473EX	1

Equipment included: M20 technopolymer cable gland.

Terminal block in insulating thermosetting GRP.

Earthing terminal inside and outside the box.



Directional horn for sirens

Max. diameter (mm)	Projection siren+horn (mm)	Palazzoli code	Pack Qty
112	238	900449	1

Equipment included: complete with stainless steel fixing screws.

Infrastructure

Excellent electric performance, high mechanical standards and product reliability are the basis of the success of Palazzoli's lighting solutions for roads and tunnels. The TUNNEL54 system, consisting of flame resistant, smoke proof and rodent proof equipment, with FIRE PROOF mark, tested by internationally accredited laboratories. These tests guarantee operation at 400 °C for 120' and 830 °C for 120' in accordance with IEC 64-20 (Electrical installations in road tunnels) and IEC/EN 60331-1.





Road tunnels

Mountain tunnels

Undergrounds



Junction boxes for lighting

Page 265

Sockets for fans

Page 265

FASTBOX-T54

electrifies the Firenze - Pisa - Livorno motorway





Marine

DISTRIBUTION TURRETS



B-SMART

Distribution turrets
Page 285

CONTAINER SOCKETS



CONTAINERS

Fixed interlocked
socket-outlets
Page 288

UNAV DEVICES



UNAV

Boxes, socket-outlets,
switches and two-way
switches
Page 292



Infrastructure

JUNCTION BOXES FOR LIGHTING



FASTBOX-T54

Junction boxes
with insulation-piercing
Page 269



ALUBOX-T54

Fire resistant junction
boxes with terminal blocks
Page 270



FIREBOX-T54

Fire resistant (1,000 °C)
boxes with terminal block E90
Page 273

SOCKET-OUTLETS FOR FANS



ALUPRES-T54

Fire-resistant socket-outlets
for fans up to 60 kW
Page 276



ALUPRES-T54

Fire-resistant socket-outlets
for fans up to 120 kW
Page 278

FASTBOX-T54





FASTBOX-T54

Junction boxes with insulation-piercing

ADVANTAGES



1

it resists at 830 °C for 120'

TUNNEL54 boxes in aluminium alloy have been tested under severe temperature conditions in order to be used in emergency circuits of roadway tunnels.

In both the technopolymer and aluminium alloy versions the protection fuse can be replaced with maximum safety, as access to it does not require opening the box.



2



3

The three-blade perforating system avoids cutting and section reductions.

The pre-set screw guarantees the connection without the need of torque wrenches.



4



FASTBOX-T54

Junction boxes with insulation-piercing



Body material	Aluminium alloy (emergency circuit boxes) Technopolymer (boxes for ordinary circuits)
Colour	RAL 5012 Light blue (box cover) RAL 7035 Light grey (box base)
Protection rating	IP66
Impact resistance	IK09
Resistance to abnormal heat and fire	960°C (ordinary circuit boxes)
Flammability class	V-0 (ordinary circuit boxes)
Insulation class	I and II
Ambient operating temperature	-40 °C - +90 °C
Ambient storage temperature	-50 °C - +90 °C
Fire resistance	830 °C for 120' (boxes for emergency circuits)
Line cable cross-section	
Fuse type	E14 – D01 (emergency circuit boxes) Cylindrical 5x20 (boxes for ordinary circuits)
Cable gland type	In nicked brass with metric ISO threading



DIRECTIVES

2014/35/EU (LVD)
2011/65/EU (RoHS)
2012/19/EU (WEEE)

PRODUCT STANDARDS

IEC 60331-1
IEC/EN 60309-1
IEC/EN 60309-2
CEI 64-20



FASTBOX-T54

Junction boxes with insulation-piercing



Junction boxes in reinforced insulation-piercing technopolymer for single-pole cables with socket-outlet for ordinary circuits IP66

2P+≋
230V

Line cable cross-section (mm ²)	Class	Outer dimensions (mm)	Protections	Palazzoli code	Pack Qty
4 - 16	II	164x242x135	-	158201	1
4 - 16	II	164x242x135	1 4A fuse (L)	158211	1

Note: special configurations on request.



Junction boxes in aluminium alloy with insulation-piercing for single-pole cables with 2 cable glands for emergency circuits, 830 °C 120' IP66

2xM20
Ø 7÷13mm

Line cable cross-section (mm ²)	Class	Outer dimensions (mm)	Protections	Palazzoli code	Pack Qty
4-35	I	247x225x130	1 6A fuse (L)	157012	1
4-35	I	247x225x130	2 6A fuses (L+N)	157112	1
4-35	II	247x225x130	1 6A fuse (L)	158012	1
4-35	II	247x225x130	2 6A fuses (L+N)	158112	1

Note: special configurations on request.



Junction boxes in aluminium alloy with insulation-piercing for single-pole cables with socket for emergency circuits, 830 °C 120' IP66

2P+≋
230V

Line cable cross-section (mm ²)	Class	Outer dimensions (mm)	Protections	Palazzoli code	Pack Qty
4-35	I	247x225x130	1 4A fuse (L)	157001	1
4-35	I	247x225x130	2 4A fuses (L+N)	157101	1
4-35	II	247x225x130	1 fuse 4A (L)	158001	1
4-35	II	247x225x130	2 4A fuses (L+N)	158101	1

Note: special configurations on request.



Manufacturing material	Palazzoli code	Pack Qty
AISI 304 stainless steel	157050	20
Galvanised and RAL 7035 painted steel	157051	20

Notes: suitable for channels with maximum height of 100 mm.



Junction boxes in aluminium alloy with insulation-piercing for single-pole cables with cable gland for emergency circuits, 830 °C 120' IP66

M20
Ø 7÷13mm

Line cable cross-section (mm ²)	Class	Outer dimensions (mm)	Protections	Palazzoli code	Pack Qty
4-35	I	247x225x130	1 4A fuse (L)	157011	1
4-35	I	247x225x130	2 4A fuses (L+N)	157111	1
4-35	II	247x225x130	1 fuse 4A (L)	158011	1
4-35	II	247x225x130	2 4A fuses (L+N)	158111	1

Note: special configurations on request.



Screws for fixing the junction boxes in aluminium alloy to a bracket

Manufacturing material	Palazzoli code	Pack Qty
Stainless steel	157060	100



ALUBOX-T54

Fire resistant junction boxes with terminal blocks

Body material	Aluminium alloy
Colour	RAL 5012 Light blue (box cover) RAL 7035 Light grey (box base)
Protection rating	IP66
Impact resistance	IK10
Corrosivity category	Equivalent to C3-H / C4-M
Resistance to abnormal heat and fire	960°C
Insulation class	I and II
Ambient operating temperature	-40 °C - +90 °C
Ambient storage temperature	-50 °C - +90 °C
Fire resistance	830 °C for 120'
Line cable cross-section	
Fuse type	E14 – D01
Cable gland type	In nickeled brass with metric ISO threading



Junction boxes in aluminium alloy with terminal block, for single-pole cables with cable gland for emergency circuits, 830 °C 120' IP66

Line cable cross-section (mm ²)	Terminal poles per section (mm ²)	Outer dimensions (mm)	Line cable glands (ømm)	Palazzoli code	Pack Qty
2x (1x4)-2x (1x6)	2x6	185x185x105	M16 (4-9,5)	151011	1
2x (1x10)-2x (1x16)	2x16	185x185x105	M20 (7-13)	151022	1
2x (1x25)-2x (1x35)	2x40	185x252x152	M25 (8-16)	151034	1
2x (1x50)-2x (1x70)	2x70	252x315x193	M32 (11-21)	151045	1

Equipment included: reduction inserts for cable glands. 1 4A fuse.
Notes: special configurations on request.



DIRECTIVES

2014/35/EU (LVD)
2011/65/EU (RoHS)
2012/19/EU (WEEE)

PRODUCT STANDARDS

IEC 60331-1
IEC/EN 60309-1
IEC/EN 60309-2
CEI 64-20



Junction boxes in aluminium alloy with terminal block, for single-pole cables with socket for emergency circuits, 830 °C 120' IP66

Line cable cross-section (mm ²)	Terminal poles per section (mm ²)	Outer dimensions (mm)	Line cable glands (ømm)	Palazzoli code	Pack Qty
2x (1x4)-2x (1x6)	2x6	185x185x105	M16 (4-9,5)	151311	1
2x (1x10)-2x (1x16)	2x16	185x185x105	M20 (7-13)	151322	1
2x (1x25)-2x (1x35)	2x40	185x252x152	M25 (8-16)	151334	1
2x (1x50)-2x (1x70)	2x70	252x315x193	M32 (11-21)	151345	1

Equipment included: reduction inserts for cable glands. 1 4A fuse.
Notes: special configurations on request.



ALUBOX-T54

Fire resistant junction boxes with terminal blocks



Junction boxes in aluminium alloy with terminal block, for multi-pole cables with cable gland for emergency circuits, 830 °C 120' IP66

Line cable cross-section (mm ²)	Terminal poles per section (mm ²)	Outer dimensions (mm)	Line cable glands (ømm)	Palazzoli code	Pack Qty
4x4 - 4x6	4x6	185x252x152	M32 (11-21)	151241	1
4x10	4x16	185x252x152	M32 (11-21)	151242	1
4x16	4x16	185x252x152	M40 (15-27)	151252	1
4x25 - 4x35	4x40	185x252x152	M40 (15-27)	151264	1
3x50+25 - 3x70+35	4x70	252x315x193	M50 (22-35)	151275	1
70	4x70	252x315x193	M63 (35-48)	151285	1

Equipment included: reduction inserts for cable glands. 1 4A fuse.

Notes: special configurations on request.



Line junction boxes for power supply lines of tunnel light fixtures, 830 °C 120' IP66

Line cable cross-section (mm ²)	Terminal poles per section (mm ²)	Outer dimensions (mm)	Line cable glands (ømm)	Palazzoli code	Pack Qty
4x4 - 4x6	4x6	252x185x152	M32 (11-21)	151641	1
4x10	4x16	252x185x152	M32 (11-21)	151642	1
4x16	4x16	252x185x152	M40 (15-27)	151652	1
4x25 - 4x35	4x40	252x185x152	M40 (15-27)	151664	1
3x50+25 - 3x70+35	4x70	315x252x193	M50 (22-35)	151675	1
70	4x70	315x252x193	M63 (35-48)	151685	1

Note: special configurations on request.



Junction boxes in aluminium alloy with terminal block, for multi-pole cables with socket for emergency circuits, 830 °C 120' IP66

Line cable cross-section (mm ²)	Terminal poles per section (mm ²)	Outer dimensions (mm)	Line cable glands (ømm)	Palazzoli code	Pack Qty
4x4 - 4x6	4x6	185x252x152	M32 (11-21)	151441	1
4x10	4x16	185x252x152	M32 (11-21)	151442	1
4x16	4x16	185x252x152	M40 (15-27)	151452	1
4x25 - 4x35	4x40	185x252x152	M40 (15-27)	151464	1
3x50+25 - 3x70+35	4x70	252x315x193	M50 (22-35)	151475	1
70	4x70	252x315x193	M63 (35-48)	151485	1

Equipment included: reduction inserts for cable glands. 1 4A fuse.

Notes: special configurations on request.



Supports for the installation of junction boxes

Manufacturing material	For box dimensions	Palazzoli code	Pack Qty
AISI 304 stainless steel	185x185 - 252x185	151901	10
AISI 304 stainless steel	185x252 - 315x252	151902	10
AISI 304 stainless steel	252x315	151903	10

Equipment included: screws for fixing the boxes.



FIREBOX-T54

Fire resistant (1,000 °C) boxes with terminal block E90



Body material	Steel Technopolymer
Surface finish	Painted (steel)
Colour	RAL2003 Pastel orange
Protection rating	IP66 (steel) IP56 (technopolymer)
Impact resistance	IK10 (steel) IK08 (technopolymer)
Resistance to abnormal heat and fire	650 °C (technopolymer)
Insulation class	I (steel) II (technopolymer)
Ambient operating temperature	-40 °C - +70 °C (steel) -25 °C - +50 °C (technopolymer)
Ambient storage temperature	-50 °C - +90 °C (steel) -30 °C - +70 °C (technopolymer)
Insulation voltage	690V
Line cable cross-section	4 - 35 mm ² (steel) 4 - 25 mm ² (technopolymer)
Functional maintenance	830 °C 120' IEC 60331-1 E90 DIN 4102 -12



DIRECTIVES

2014/35/EU (LVD)
2011/65/EU (RoHS)
2012/19/EU (WEEE)

PRODUCT STANDARDS

IEC/EN 60670-1
IEC 60331-1
DIN 4102-12
EN 60670-22



FIREBOX-T54

Fire resistant (1,000 °C) boxes with terminal block E90



Technopolymer junction boxes with fire-resistant terminal block
830 °C 120' / 1000 °C 90'
IP56

Outer dimensions (mm)	No. of poles for section (mm ²)	Hole type	Palazzoli code	Pack Qty
160x120x75	3x6		151735	1
160x120x75	5x6		151755	1
200x155x75	3x16		151731	1
200x155x75	5x16		151751	1
250x185x130	3x35		151733	1
250x185x130	5x35		151753	1

Equipment included: 4 cable grommets.
Features: blind walls with M20, M25, M32, M40 knock-out opening.



Technopolymer junction boxes with fire-resistant terminal block and fuse
830 °C 120' / 1000 °C 90'
IP56

Outer dimensions (mm)	No. of poles for section (mm ²)	Hole type	Palazzoli code	Pack Qty
200x155x75	3x6		151835	1
200x155x75	5x6		151855	1
250x185x130	3x16		151831	1
250x185x130	5x16		151851	1

Equipment included: 4 cable grommets, 1 4A fuse.
Features: blind walls with M20, M25, M32, M40 knock-out opening.

Technical accessories:



Fire-resistant steel junction boxes with terminal block
830 °C 120' / 1000 °C 90'
IP66

Outer dimensions (mm)	No. of poles for section (mm ²)	Hole type	Palazzoli code	Pack Qty
150x150x90	5x6		151355	1
250x250x130	5x16		151351	1
250x250x130	5x35		151353	1

Equipment included: 4 cable grommets.
Features: wall inlet holes.

Technical accessories:



ALUPRES-T54





ALUPRES-T54

Fire-resistant socket-outlets for fans up to 60 kW

ADVANTAGES



The isolator switch contacts are with double breakers with Silver-Nickel alloy pads on nickel-plated brass bars. The drive shaft is of the monolithic through-bar type, which allows the direct simultaneous operation of the movement cams, without interposed mechanical transmissions.

The socket-outlet body is made of EN 1706 AC-46100 aluminium alloy to guarantee its operation at 400 °C per 120 minutes.



The socket-outlet insert has a silver-plated, multi-lamellar copper-beryllium crown which ensures: a larger socket-pin contact surface, easy extraction of the plugs from the socket-outlets, perfect cleaning of the pin and and a solid, long-lasting electrical contact.



The plug's cable entry is realised by means of a nickel-plated brass cable gland with radial clamping, sized to accommodate three-pole cables, type FTG18 0 M16, with a cross-section of up to 25mm².





ALUPRES-T54

Fire-resistant socket-outlets for fans up to 60 kW

Body material	Aluminium alloy
Surface treatment	Fluorozirconate passivation
Surface finish	Hot-polymerised non-toxic polyester
Colour	RAL 5012 Light blue (box cover) RAL 7035 Light grey (box base)
Protection rating	IP66
Impact resistance	IK10
Resistance to abnormal heat and fire	960°C
Insulation class	I
Ambient operating temperature	-40 °C - +90 °C
Ambient storage temperature	-50 °C - +90 °C
Operating temperature resistance	400°C for 120'
Rated current	63A - 125A
Operating Voltage	400V - 690V
Insulation voltage	690V
Operating frequency	50/60Hz



DIRECTIVES

2014/30/EU (EMC)
2011/65/EU (RoHS)
2012/19/EU (WEEE)

PRODUCT STANDARDS

IEC/EN 60309-1
IEC/EN 60309-2
CEI 64-20



Interlocked socket-outlets for fans up to 60kW for single-pole cables with mobile plug, 400 °C 120' 50/60Hz IP66

Rated current (A)	Rated operating voltage	Poles	Auxiliary contact (AUX)	Palazzoli code	Pack Qty
63	380-415V	3P+≐	1 NO	151611	1
	600-690V	3P+≐	1 NO	151612	1

Equipment included: 1 63A 3P+≐ IP67 plug in aluminium alloy. External earthing terminal, 3 brass cable glands

Features: padlockable handle.

Notes: special configurations on request.



Interlocked socket-outlets for fans up to 60kW for multi-pole cables with mobile plug, 400 °C 120' 50/60Hz IP66

Rated current (A)	Rated operating voltage	Poles	Auxiliary contact (AUX)	Palazzoli code	Pack Qty
63	380-415V	3P+≐	1 NO	151613	1
	600-690V	3P+≐	1 NO	151614	1

Equipment included: 1 63A 3P+≐ IP67 plug in aluminium alloy. External earthing terminal, 1 brass cable gland

Features: padlockable handle.

Notes: special configurations on request.



ALUPRES-T54

Fire-resistant socket-outlets for fans up to 60 kW



Reducers for large-section single-pole cables
400 °C 120' / 830 °C 120'
IP66

M40
Ø 15÷27mm

Line cable cross-section (mm ²)	Terminal poles per section (mm ²)	Outer dimensions (mm)	Line cable glands (ømm)	Palazzoli code	Pack Qty
from 50 to 70	3x70	185x252x152	M32 (11-21)	151533	1
from 95 to 120	3x125	252x315x193	M40 (15-27)	151534	1
from 150 to 185	3x200	315x315x193	M40 (15-27)	151535	1

Features: provision for internal and external earth connection.
M40 exit for 3x25mm² or 3x16mm² cables.

Notes: special configurations on request.



Reducers for large-section multi-pole cables
400 °C 120' / 830 °C 120'
IP66

M40
Ø 15÷27mm

Line cable cross-section (mm ²)	Terminal poles per section (mm ²)	Outer dimensions (mm)	Line cable glands (ømm)	Palazzoli code	Pack Qty
50	3x70	185x252x152	M50 (22-35)	151531	1
70	3x70	185x252x152	M63 (35-48)	151532	1

Features: provision for internal and external earth connection.
M40 exit for 3x25mm² or 3x16mm² cables.

Notes: special configurations on request.



Reducers for large-section single-pole cables
400 °C 120' / 850 °C 90'
IP66

Applications	Palazzoli code	Pack Qty
wall mounting with bracket	151541	1



Reducers for large-section multi-pole cables
400 °C 120' / 850 °C 90'
IP66

Applications	Palazzoli code	Pack Qty
for channel L 200mm	151542	1
for channel L 300mm	151543	1



Kit of screws in AISI 304 stainless steel for fixing socket-outlets for fans to the channel support strut

Applications	Palazzoli code	Pack Qty
fixing on channel rod	151544	1



ALUPRES-T54

Fire-resistant socket-outlets for fans up to 120 kW



Interlocked socket-outlets for fans up to 120 kW in flange-ready enclosure 400 °C 120' 50/60Hz IP66

Rated current (A)	Rated operating voltage	Poles	Palazzoli code	Pack Qty
63	400-690V	3P+⊕	151880	1
125	400-690V	3P+⊕	151881	1

Note: special configurations on request.



Stright mobile plugs for fans up to 120 kW 400 °C 120' 50/60Hz IP66

Rated current (A)	Rated operating voltage	Poles	Entry type	Palazzoli code	Pack Qty
63	400-690V	3P+⊕	M32	151890	1
125	400-690V	3P+⊕	M50	151891	1



Supports for ceiling mounting of socket-outlets for fans up to 120 kW

Manufacturing material	Palazzoli code	Pack Qty
AISI 304 stainless steel	151900	1

Features: complete with adjustable support for ceiling, 50x30mm profile and socket fixing screws.



Flanges in aluminium alloy for multi-pole cables with brass cable gland 400 °C 120' / 830 °C 120' IP66

Cable glands Line	Tightening diameter (mm)	Palazzoli code	Pack Qty
M32	11-21	151930	1
M40	15-27	151931	1
M50	22-35	151932	1
M63	35-48	151933	1



Flanges in aluminium alloy for single-pole cables with brass cable gland 400 °C 120' / 830 °C 120' IP66

Cable glands Line	Tightening diameter (mm)	Palazzoli code	Pack Qty
3 x M25	8-16	151940	1
3 x M32	11-21	151941	1
3 x M40	15-27	151942	1




Line junction boxes for power supply lines for tunnel fans 400 °C 120' / 830 °C 120' IP66

Line cable cross-section (mm ²)	Terminal poles per section (mm ²)	Outer dimensions (mm)	Line cable glands (ømm)	Palazzoli code	Pack Qty
3x10					
3x16	3x25	185x185x105	M40 (15-27)	151553	1
3x25					
3x35	3x40	252x185x152	M40 (15-27)	151564	1
3x50	3x70	252x185x152	M50 (22-35)	151575	1
3x70	3x70	252x185x152	M63 (35-48)	151585	1

Note: special configurations on request.

ALUPRES-T54

electrifies the 13 tunnels of the Quadrilatero



Marine

Thanks to the knowledge acquired in more than one hundred years of experience on military ships and submarines, oil platforms and cruise ships, Palazzoli is now able to offer a series of products whose technology meets all the requirements of the sector.

Distribution turrets are available in AISI 316L stainless steel to withstand contact with brackish water.

The socket-outlets for supplying power to containers are equipped with a 10 kA rated current switch-disconnector.

All equipment is strictly watertight and complies with UNAV naval unification tables.





Ports

Ships

Aircraft carriers



UNAV turrets, socket-outlets and devices

Page 265

B-SMART





B-SMART

Distribution turrets

ADVANTAGES



AISI 316L stainless steel can be installed in any environment. The mechanical structure, the thicknesses used and the compact dimensions make it solid and resistant to impact, whether accidental or vandalic,

Each turret is equipped with a unique multifunctional, energy-saving lighting device.

This device makes the socket-outlets visible by radiating light on their profile, at the same time illuminating the walkway through the unbreakable opal polycarbonate porthole.



Each socket-outlet is individually protected by a high-sensitivity MCB to prevent the tripping occurring in a boat from cutting off power to other boats.

The clean, linear and elegant design in terms of shape and colour ensures perfect integration into the environment. Each turret is equipped with a double safety lock and a gasket that prevents insects and dust from penetrating into the interior compartments while maintaining its cleanliness and elegance.





B-SMART

Distribution turrets



Body material	AISI 316L stainless steel
Colour	RAL 7035 Light grey (body)
Protection rating	IP56
Impact resistance	IK10
Corrosivity category	Equivalent to C5
Insulation class	II
Ambient operating temperature	-25°C - +50°C
Ambient storage temperature	-30°C - +70°C
Rated current	16A - 32A - 63A
Operating Voltage	400V - 690V
Insulation voltage	690V
Operating frequency	50/60Hz
Lamp	Fluorescent 11W 230V
Power terminal block	3P+N+ \pm 35mm ²
Lamp holder	Type E27



DIRECTIVES

2014/35/EU (LVD)
2011/65/EU (RoHS)
2012/19/EU (WEEE)

PRODUCT STANDARDS

IEC/EN 61439-1
IEC/EN 61439-3
IEC/EN 61439-7
IEC/EN 63000



B-SMART

Distribution turrets



Turrets for wharfs in AISI 316L stainless steel with 2 fixed socket-outlets and 2 taps
50/60Hz IP56

Dimensions (mm)	Industrial socket-outlets		No. of taps	Palazzoli code	Pack Qty
	16A 2P+≐ 230V	32A 2P+≐ 230V			
360x895x208	2		2	576100	1
	1	1	2	576101	1

Features: switch compartment door with triangular safety lock. Cable strain relief device. Suitable for fastening onto concrete using max. M10 threaded pins (not included).



Turrets for wharfs in AISI 316L stainless steel with 4 interlocked socket-outlets and 4 taps
50/60Hz IP56

Dimensions (mm)	Industrial interlocked socket-outlets				No. of taps	Palazzoli code	Pack Qty
	16A 2P+≐ 230V	16A 3P+≐ 400V	16A 3P+N+≐ 400V	32A 2P+≐ 230V			
360x895x276	4				4	576200	1
	4				4	576201	1
	2	2	4		4	576202	1
	2		2		4	576203	1
	2		2		4	576205	1
	2	1	1		4	576206	1

Features: switch compartment door with triangular safety lock. Cable strain relief device. Suitable for fastening onto concrete using max. M10 threaded pins (not included).



Turrets for wharfs in AISI 316L stainless steel with 2 interlocked socket-outlets and 2 taps
50/60Hz IP56

Dimensions (mm)	Industrial interlocked socket-outlets				No. of taps	Palazzoli code	Pack Qty
	16A 2P+≐ 230V	32A 2P+≐ 230V	32A 3P+N+≐ 400V	63A 3P+N+≐ 400V			
360x895x208	2				2	576110	1
	1	1	2		2	576111	1
360x895x276	2				2	576112	1
	1		1	2	576113	1	

Features: switch compartment door with triangular safety lock. Cable strain relief device. Suitable for fastening onto concrete using max. M10 threaded pins (not included).



Turret for wharf end in AISI 316L stainless steel
IP56

No. of EN50022 modules	Dimensions (mm)	Palazzoli code	Pack Qty
36 (12x3)	360x895x276	576800	1

Features: the protection devices can be mounted on EN60715 rail in 3 separate watertight insulating enclosures. The input and output of the power supply lines can be made from below. Suitable for fastening onto concrete using max. M10 threaded pins (not included).



B-SMART

Distribution turrets



Turrets for campsites
in AISI 316L stainless steel
with 4 fixed socket-outlets
50/60Hz IP56

Dimensions (mm)	Industrial socket-outlets 16A 2P+ \neq 230V	Palazzoli code	Pack Qty
360x895x276	4	576401	1

Features: switch compartment door with triangular safety lock. Cable strain relief device. Suitable for fastening onto concrete using max. M10 threaded pins (not included).



Fire prevention turret
in AISI 316L stainless steel
for an extinguisher
IP56

Housable extinguisher	Dimensions (mm)	Palazzoli code	Pack Qty
1 Fire extinguisher of 6 or 9 Kg	360x895x276	576600	1

Features: patented "SAFE CRASH" flat breakable glass
Suitable for fastening onto concrete using max. M10 threaded pins (not included).
Notes: Fire extinguisher not supplied.



Turrets for campsites
in AISI 316L stainless steel
with 4 interlocked socket-outlets
50/60Hz IP56

Dimensions (mm)	Interlocked industrial socket-outlets 16A 2P+ \neq 230V	Palazzoli code	Pack Qty
360x895x276	4	576400	1

Features: switch compartment door with triangular safety lock. Cable strain relief device. Suitable for fastening onto concrete using max. M10 threaded pins (not included).



Fire prevention turret
in AISI 316L stainless steel
with fire hose and nozzle
IP56

Equipment	Dimensions (mm)	Palazzoli code	Pack Qty
fire hose and nozzle	360x895x276	576601	1

Features: fire hose type 'gomet', Ø 45mm, 20 m. Lance type AWG UNI45 with 3 effects, complete with 1"1/2 UNI45 brass tap. Features: patented "SAFE CRASH" flat breakable glass
Suitable for fastening onto concrete using max. M10 threaded pins (not included).



B-SMART

Distribution turrets



Raising base for turrets

For turret dimensions type	Application	Material	Palazzoli code	Pack Qty
360x895x208	Raising 65 mm and	stainless steel	575701	1
360x895x276	floor flush-mounted		575702	1



SAFE CRASH breakable glass
for fire prevention turrets

Description	Palazzoli code	Pack Qty
patented "SAFE CRASH" flat breakable glass	575706	1



Decorative and containment frame
in AISI 316L stainless steel
for B-SMART turrets

Description	For turret dimensions type	Palazzoli code	Pack Qty
stainless steel frame complete with fixing screws	360x895x208	575711	1
stainless steel frame complete with fixing screws	360x895x276	575710	1



Door lock kit
for pier and campsite turrets

Description	Palazzoli code	Pack Qty
kit with 2 unified code keys	575708	1



CONTAINERS

Fixed interlocked socket-outlets

Protection rating	Thermosetting GRP page 104 Aluminium page 126 Technopolymer page 78
Ambient operating temperature	Thermosetting GRP page 104 Aluminium page 126 Technopolymer page 78
Ambient storage temperature	Thermosetting GRP page 104 Aluminium page 126 Technopolymer page 78
Rated current	32A 3P+ \neq 3h
Operating Voltage	380/440V
Insulation voltage	690V
Operating frequency	50/60Hz



DIRECTIVES

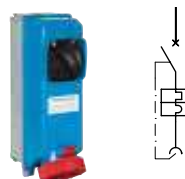
2014/30/EU (EMC)
2014/35/EU (LVD)
2011/65/EU (RoHS)
2012/19/EU (WEEE)

PRODUCT STANDARDS

IEC/EN 60309-1
IEC/EN 60309-2
IEC/EN 60309-4
IEC/EN 63000

Electrical ratings of the switch			32A
Thermal current Ith		A	32
AC-21A	400V	A	32
AC-22A	400V	A	32
AC-23A	400V	A	32
AC-23A	400V	kW	17.7
AC-3	400V	kW	17.7

M32 ENTRY



Wall-mounted interlocked socket-outlet in thermosetting GRP with MCB protection 50/60Hz IP67

Rated current (A)	Rated voltage (V)	Voltage colour	Poles	h ref.	Palazzoli code	Pack Qty
32	380/440	●	3P+ \neq	3	474771	1

M25 ENTRY



Wall-mounted interlocked socket-outlet in thermosetting GRP 50/60Hz IP66/IP67

Rated current (A)	Rated voltage (V)	Voltage colour	Poles	h ref.	Palazzoli code	Pack Qty
32	380/440	●	3P+ \neq	3	469233	1


M32 ENTRY



Wall-mounted interlocked socket-outlet in thermosetting GRP and DIN rail 50/60Hz IP67

Rated current (A)	Rated voltage (V)	Voltage colour	Poles	h ref.	Palazzoli code	Pack Qty
32	380/440	●	3P+ \neq	3	472133	1

Technical accessories:

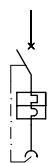




CONTAINERS

Fixed interlocked socket-outlets

WINDOW F1



Wall-mounted interlocked socket-outlet in aluminium alloy with MCB protection 50/60Hz IP67

Rated current (A)	Rated voltage (V)	Voltage colour	Poles	h ref.	Palazzoli code	Pack Qty
32	380/440	●	3P+≐	3	474486	1



Technopolymer interlocked socket-outlet for distribution boards 50/60Hz IP66/IP67

Rated current (A)	Rated voltage (V)	Voltage colour	Poles	h ref.	Palazzoli code	Pack Qty
32	380/440	●	3P+≐	3	491233	1

Technical accessories:



WINDOW F1



Wall-mounted interlocked socket-outlet in aluminium alloy 50/60Hz IP67

Rated current (A)	Rated voltage (V)	Voltage colour	Poles	h ref.	Palazzoli code	Pack Qty
32	380/440	●	3P+≐	3	460233	1



15° angled technopolymer fixed flush-mounted socket-outlet for distribution board 50/60Hz IP66/IP67

Rated current (A)	Rated voltage (V)	Voltage colour	Dimensions (mm)	Poles	h ref.	Palazzoli code	Pack Qty
32	380/440	●	88x100	3P+≐	3	489233	1

Technical accessories:




WINDOW F1



Wall-mounted interlocked socket-outlet in aluminium alloy and DIN rail 50/60Hz IP67

Rated current (A)	Rated voltage (V)	Voltage colour	Poles	h ref.	Palazzoli code	Pack Qty
32	380/440	●	3P+≐	3	472735	1

Technical accessories:





CONTAINERS

Fixed interlocked socket-outlets



Straight panel-mounted sockets
50/60Hz
IP66/IP67/IP68/IP69

Rated current (A)	Rated voltage (V)	Voltage colour	Dimensions (mm)	Poles	h ref.	Palazzoli code	Pack Qty
32	380/440	●	65x83	3P+⚡	3	772233	1

Technical accessories:



page 65



Panel-mounted straight rotoswitches
safety performance
50/60Hz IP66/IP67/IP69

Rated current (A)	Rated voltage (V)	Voltage colour	Dimensions (mm)	Poles	h ref.	Palazzoli code	Pack Qty
32	380/440	●	65x83	3P+⚡	3	412233	1

Technical accessories:



page 101

page 101



Straight mobile socket-outlets
50/60Hz
IP66/IP67/IP68/IP69


Rated current (A)	Rated voltage (V)	Voltage colour	Dimensions (mm)	Poles	h ref.	Palazzoli code	Pack Qty
32	380/440	●	88x100	3P+⚡	3	770233	1



Straight mobile plugs
50/60Hz
IP66/IP67/IP68/IP69

Rated current (A)	Rated voltage (V)	Voltage colour	Poles	h ref.	Palazzoli code	Pack Qty
32	380/440	●	3P+⚡	3	760233	1

Technical accessories:



page 60

COINTAINER

electrifies Dubai's Jebel Ali commercial hub





UNAV

Boxes, sockets, switches and two-way switches

Body material	Brass
Colour	RAL 7035 Light grey
Protection rating	IP66
Impact resistance	IK10
Corrosivity category	Equivalent to C2-H / C3-M
Insulation class	I
Ambient operating temperature	-25°C - +50°C
Ambient storage temperature	-30°C - +70°C
Rated current	10A - 16A
Operating Voltage	230V
Insulation voltage	230V
Operating frequency	50/60Hz



UNAV 2161 boxes
in marine grey painted brass
with terminal block and cable gland
UNAV 1948 IP66

Inner diameter (mm)	Terminal type	No. of cable glands	Palazzoli code	Pack Qty
62	4x6 mm ²	2 opposites + 2 caps	115628	1

Equipment included: brass cable glands N24x1.5. Earth screws inside and outside the box
Features: terminal block with cage terminals.



UNAV 2166 socket-outlets
in marine grey painted brass
with UNAV 1948 cable glands
50/60Hz IP66

Rated current (A)	Rated voltage (V)	Voltage colour	Poles	h ref.	Palazzoli code	Pack Qty
16	230	■	2P+ \neq	6	478213	1

Equipment included: brass cable gland M24x1.5.
Features: contact holder insert in self-extinguishing thermosetting GRP.

Technical accessories:



DIRECTIVES

2014/35/EU (LVD)
2011/65/EU (RoHS)
2012/19/EU (WEEE)

PRODUCT STANDARDS

IEC/EN 60309-1
IEC/EN 60309-2
IEC/EN 63000



UNAV

Boxes, sockets, switches and two-way switches



UNAV 1435 socket-outlets
in marine grey painted brass
with terminal block and cable glands
UNAV 1948 50/60Hz IP66

Rated current (A)	Rated voltage	Poles	No. of cable glands	Palazzoli code	Pack Qty
10	24V~	2P+⊕	1	461121	1
	127V~	2P+⊕	1	461151	1
	230V~	2P+⊕	1	461131	1

Equipment included: brass cable gland M24x1.5. Earth screws inside and outside the box.



UNAV 1436 interlocked socket-outlets
in marine grey painted brass
with UNAV 1436 cable glands
50/60Hz IP56

Rated current (A)	Rated voltage (V)	Poles	No. of cable glands	Palazzoli code	Pack Qty
10	230	2P+⊕	1	462131	1

Equipment included: brass cable glands N24x1.5. Earth screws inside and outside the box.



UNAV 1437 mobile plugs
with rubber sleeve and ring
50/60Hz IP56

Rated current (A)	Rated voltage	Poles	Palazzoli code	Pack Qty
10	24V~	2P+⊕	467021	10
	127V~	2P+⊕	467051	10
	230V~	2P+⊕	467031	10



UNAV 2162 rotary switches
in marine grey painted brass
with UNAV 1948 cable glands
250V IP66

Rated current (A)	Poles	No. of cable glands	Palazzoli code	Pack Qty
10	2	2 combined	232627	1
	2	2 opposite	232637	1

Equipment included: brass cable glands N24x1.5. Earth screws inside and outside the box.



UNAV 2162 rotary two-way switch
in marine grey painted brass
with UNAV 1948 cable glands
250V IP66

Rated current (A)	Poles	No. of cable glands	Palazzoli code	Pack Qty
10	2	2 combined	232628	1

Equipment included: brass cable glands N24x1.5. Earth screws inside and outside the box.



Brass cable gland
UNAV 1062 type

Threading	Code
M24x1.5	585480



Brass screw cap
with gaskets

Threading	Code
M24x1.5	585490



Washers
with seals

Manufacturing material	Diameter (mm)	Code
brass	10	585408
	13	585412
	16	585415

Lighting

Palazzoli provides customers with a range of solutions specifically designed to meet the needs of the most complex fields of application



Industry



Page 299

INDUSTRIAL INTERIORS
OUTDOOR AREAS
SPORTS FACILITIES
WAREHOUSES
HANGARS
SHOPPING CENTRES

Atex



Page 365

ZONE 1
ZONE 2
ZONE 21
ZONE 22



Infrastructure



Page 397

TUNNELS
MOTORWAYS
ROADS
ROUNDBABOUTS

Marine



Page 415

CRUISE SHIPS
MILITARY SHIPS
FERRIES
CARGO SHIPS
OFFSHORE PLATFORMS
SUBMARINES





Industry

Industrial plants, storage warehouses, sports and commercial centres and the food sectors are the fields of application for which Palazzoli has designed products with high lighting performance, great ease of installation and total absence of maintenance.

Thanks to the many mounting accessories available, the light fixtures can be installed in any environment, both indoors and outdoors.



Industrial interiors

Outdoor areas

Sports facilities



Industrial plants, storage warehouses, sports and commercial centres, and the food sectors are a field of application for which Palazzoli has designed products with high lighting performance, energy saving, extreme ease of installation and total absence of maintenance.



Warehouses

Hangars

Shopping centres



Floodlights

Page 301

Light fixtures

Page 319

Pendant light fixtures

Page 319

Control systems

Page 319

Traditional

Page 319

TIGUA

lights up the Maranello swimming pool





Floodlights



TIGUA

5830 lm to 22900 lm
Page 305



XTIGUA

31390 lm to 118460 lm
Page 311



META

9190 lm to 18390 lm
Page 317

TIGUA






TIGUA floodlight

4,000 K - 230,000 h

ADVANTAGES



1

The body is made of EN 44300 aluminium alloy with low copper content, with passivation treatment and painting that make it suitable for harsh environments, corrosion class C5-M / C4-H.

This range of optics consists of 2 symmetrical beams, 4 asymmetrical beams and 1 suited to roadway; this makes it suitable for all kinds of installations, while guaranteeing optimum visual comfort. Optics are made with PMMA lenses, which ensure chromatic stability of light over time thanks to the non-yellowing characteristics of the material.



2


TIGUA's long service life is guaranteed by high-level electronic components, exclusive thermal management system, X-ray inspection of LED welds, 100% testing with 24-hour burn-in cycles, and Gore-Tex® anti-condensation breathing valve.



3

The TIGUA is a very powerful light fixture, while being compact and easy to handle. 6,5 kg only.

The device features a connector that enables a quick connection to the power grid, with no need to open the device.



4



TIGUA floodlight

4,000 K - 230,000 h



7

YEARS OF WARRANTY

2 YEARS OPTIONALLY EXTENDABLE TO 7



DIRECTIVES

2014/30/EU (EMC)
2014/35/EU (LVD)
2011/65/EU (RoHS)
2012/19/EU (WEEE)
2009/125/EC (ErP)
EU Reg. 2019/2020 (EcoDesign)

PRODUCT STANDARDS

EN 55015
EN 60598-1
EN 60598-2-1
EN 60598-2-5
EN 61000-3-2
EN 61000-3-3
EN 61547
EN 62311
EN 62493
EN 62471
IEC/TR 62778
EN 63000

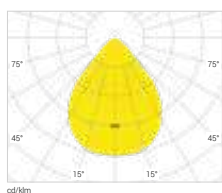
Body material	Low-copper aluminium alloy (EN 44300)
Surface treatment	Fluorozirconate passivation
Surface finish	Non-toxic polyester, anti UV, kiln-polymerised coating
Colour	Grey RAL 7011
Diffuser material	Extra clear tempered glass
Protection rating	IP66
Impact resistance	IK08
Corrosivity category	Equivalent to C5-M / C4-H
Mounting system	U bracket with adjustment range of -135° to 135°
Ambient operating temperature	-30 °C - +40 °C
Ambient storage temperature	-40°C - +70°C
Actual efficacy of the device	Up to 131 lm/W
Colour temperature	4,000 K
Optics features	Non-ageing, UV-resistant PMMA lenses with >90% efficiency and >95% transparency
Colour rendering index values	CRI ≥ 70 according to EN 62717
Colour consistency	MacAdam 4-step
Photobiological risk	RGO - Exempt Group (EN 62471)
Residual flicker	< 1%
Luminous flux maintenance	L90 B10 110,000h Tq= +40 °C L90 B10 230,000h Tq= +25 °C
Insulation class	I
Supply voltage	200-240 V 0/50/60Hz
Surge protection	8 kV common mode 6 kV differential mode (EN 61000-4-5)
Power factor	≥ 0.95
Type of power supply	Quick connector
Max. conductor cross-section	2.5 mm ²
Entry cable diameter	7 - 13 mm

Special versions with operating temperatures up to +55 °C and colour temperatures from 3000K to 6500K can be made.




TIGUA floodlight

4,000 K - 230,000 h



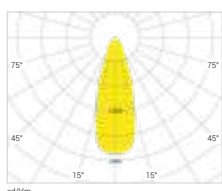
Symmetrical 81° extra wide beam optics

Power (W)	Nominal flux (lm)Tj=25°C	Output flux (lm)Tq=25°C	Diffuser	Version	Code
48	7002	5835			837011
95	14004	11670			837012
130	19369	16141	glass	on-off	837013
140	21958	18298			837024
188	27480	22900			837025



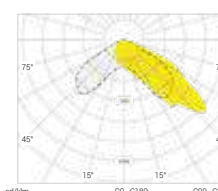
Asymmetrical 23° extra wide beam optics

Power (W)	Nominal flux (lm)Tj=25°C	Output flux (lm)Tq=25°C	Diffuser	Version	Code
48	7002	5835			837211
95	14004	11670			837212
130	19369	16141	glass	on-off	837213
140	21958	18298			837224
188	27480	22900			837225



Symmetrical 36° narrow beam optics

Power (W)	Nominal flux (lm)Tj=25°C	Output flux (lm)Tq=25°C	Diffuser	Version	Code
48	7002	5835			837111
95	14004	11670			837112
130	19369	16141	glass	on-off	837113
140	21958	18298			837124
188	27480	22900			837125



Asymmetrical 50° extra wide beam optics

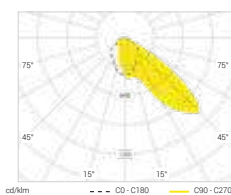
Power (W)	Nominal flux (lm)Tj=25°C	Output flux (lm)Tq=25°C	Diffuser	Version	Code
48	7002	5835			837711
95	14004	11670			837712
130	19369	16141	glass	on-off	837713
140	21958	18298			837724
188	27480	22900			837725

Equipment included: wall-mounting bracket.
 Power supply with 3P quick connector.
 The stated flux and power values may be subject to a +/- 7% tolerance.



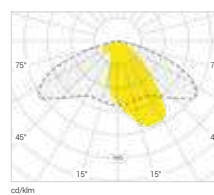
TIGUA floodlight

4,000 K - 230,000 h



Asymmetrical 43° narrow beam optics

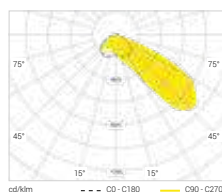
Power (W)	Nominal flux (lm)Tj=25°C	Output flux (lm)Tq=25°C	Diffuser	Version	Code
48	7002	5835			837311
95	14004	11670			837312
130	19369	16141	glass	on-off	837313
140	21958	18298			837324
188	27480	22900			837325



Roadway optics

Power (W)	Nominal flux (lm)Tj=25°C	Output flux (lm)Tq=25°C	Diffuser	Version	Code
48	7002	5835			837411
95	14004	11670			837412
130	19369	16141	glass	on-off	837413
140	21958	18298			837424
188	27480	22900			837425

Notes: version with built-in pole-top mounting available on request.



Asymmetrical 55° narrow beam optics

Power (W)	Nominal flux (lm)Tj=25°C	Output flux (lm)Tq=25°C	Diffuser	Version	Code
48	7002	5835			837511
95	14004	11670			837512
130	19369	16141	glass	on-off	831513
140	21958	18298			837524
188	27480	22900			837525

Equipment included: wall-mounting bracket.
 Power supply with 3P quick connector.
 The stated flux and power values may be subject to a +/- 7% tolerance.



Accessories TIGUA floodlight



Protection guard

Manufacturing material	Code
galvanised steel	811911



Support for wall mounting
with projecting arm – 750mm
projection

Manufacturing material	Code
painting galvanised steel	811914



Universal mounting bracket
for pole-top installation for 60 mm
and 76 mm nominal pole Ø

Manufacturing material	Code
painting galvanised steel	811908



Kit consisting of collar and plate
for 60 mm and 76 mm
nominal Ø poles

Manufacturing material	Code
painting galvanised steel	811912

XTIGUA





XTIGUA floodlight

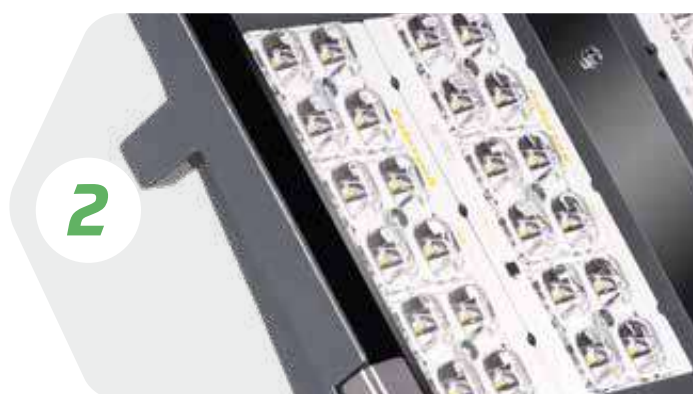
4,000 K - 230,000 h

ADVANTAGES




The body is made of EN 44300 aluminium alloy with low copper content, with passivation treatment and painting that make it suitable for harsh environments, corrosion class C5-M / C4-H.

This range of optics consists of 2 symmetrical and 4 asymmetrical beams; this makes it suitable for all kinds of installations, while ensuring the best visual comfort. Optics are made with PMMA lenses, which ensure chromatic stability of light over time thanks to the non-yellowing characteristics of the material.



XTIGUA's long service life is guaranteed by high-level electronic components, exclusive thermal management system, X-ray inspection of LED welds, 100% testing with 24-hour burn-in cycles, and Gore-Tex® anti-condensation breathing valve.



The driver, built into the luminaire, allows for fast and secure cabling. The device features a connector that enables a quick connection to the power grid, with no need to open the device.





XTIGUA floodlight

4,000 K - 230,000 h



7

YEARS OF WARRANTY

2 YEARS OPTIONALLY EXTENDABLE TO 7



DIRECTIVES

2014/30/EU (EMC)
2014/35/EU (LVD)
2011/65/EU (RoHS)
2012/19/EU (WEEE)
2009/125/EC (ErP)
EU Reg. 2019/2020 (EcoDesign)

PRODUCT STANDARDS

EN 55015
EN 60598-1
EN 60598-2-1
EN 60598-2-5
EN 61000-3-2
EN 61000-3-3
EN 61547
EN 62311
EN 62493
EN 62471
IEC/TR 62778
EN 63000

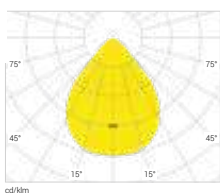
Body material	Low-copper aluminium alloy (EN 44300)
Surface treatment	Fluorozirconate passivation
Surface finish	Non-toxic polyester, anti UV, kiln-polymerised coating
Colour	Grey RAL 7011
Diffuser material	Extra clear tempered glass
Protection rating	IP66
Impact resistance	IK08
Corrosivity category	Equivalent to C5-M / C4-H
Mounting system	U bracket with adjustment range of -110° to 110°
Ambient operating temperature	-30 °C - +35 °C
Ambient storage temperature	-40°C - +70°C
Actual efficacy of the device	Up to 134 lm/W
Colour temperature	4,000 K
Optics features	Non-ageing, UV-resistant PMMA lenses with >90% efficiency and >95% transparency
Colour rendering index values	CRI ≥ 70 according to EN 62717
Colour consistency	MacAdam 4-step
Photobiological risk	RG0 - Exempt Group (EN 62471)
Residual flicker	< 1%
Luminous flux maintenance	L90 B10 110,000h Tq= +40 °C L90 B10 230,000h Tq= +25 °C
Insulation class	I
Supply voltage	200-240 V 0/50/60Hz
Surge protection	10kV common mode 6 kV differential mode (EN 61000-4-5)
Power factor	≥ 0.95
Type of power supply	Quick connector
Max. conductor cross-section	2.5 mm ²
Entry cable diameter	7 - 13 mm

Special versions with operating temperatures up to +55 °C and colour temperatures from 3000K to 6500K can be made.



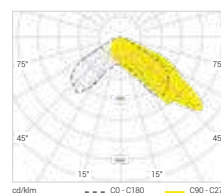
XTIGUA floodlight size M

4,000 K - 230,000 h



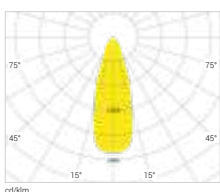
Symmetrical 81° extra wide beam optics

Power (W)	Nominal flux (lm)Tj=25°C	Output flux (lm)Tq=25°C	Diffuser	Version	Code
236	37665	31388	glass	DALI	838036DA
309	49316	41097			838048DA



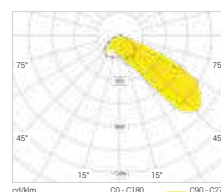
Asymmetrical 50° extra wide beam optics

Power (W)	Nominal flux (lm)Tj=25°C	Output flux (lm)Tq=25°C	Diffuser	Version	Code
236	37665	31388	glass	DALI	838736DA
309	49316	41097			838748DA



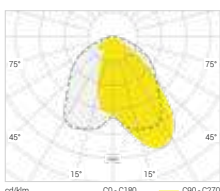
Symmetrical 36° narrow beam optics

Power (W)	Nominal flux (lm)Tj=25°C	Output flux (lm)Tq=25°C	Diffuser	Version	Code
236	37665	31388	glass	DALI	838136DA
309	49316	41097			838148DA



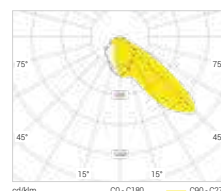
Asymmetrical 43° narrow beam optics

Power (W)	Nominal flux (lm)Tj=25°C	Output flux (lm)Tq=25°C	Diffuser	Version	Code
236	37665	31388	glass	DALI	838336DA
309	49316	41097			838348DA



Asymmetrical 23° extra wide beam optics

Power (W)	Nominal flux (lm)Tj=25°C	Output flux (lm)Tq=25°C	Diffuser	Version	Code
236	37665	31388	glass	DALI	838236DA
309	49316	41097			838248DA



Asymmetrical 55° narrow beam optics

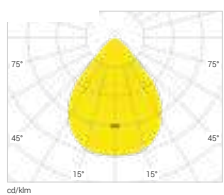
Power (W)	Nominal flux (lm)Tj=25°C	Output flux (lm)Tq=25°C	Diffuser	Version	Code
236	37665	31388	glass	DALI	838536DA
309	49316	41097			838548DA

Equipment included: wall-mounting bracket.
 Power supply with 5Px1.5mm² quick connector and 1.5mm² H07RN-F cable.
 The stated flux and power values may be subject to a +/- 7% tolerance.



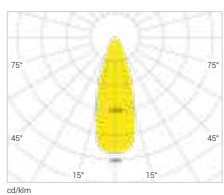
XTIGUA floodlight size L

4,000 K - 230,000 h




Symmetrical 81° extra wide beam optics

Power (W)	Nominal flux (lm)Tj=25°C	Output flux (lm)Tq=25°C	Diffuser	Version	Code
368	58733	48944	glass	DALI	838060DA
442	70543	59228			838072DA



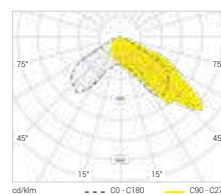
Symmetrical 36° narrow beam optics

Power (W)	Nominal flux (lm)Tj=25°C	Output flux (lm)Tq=25°C	Diffuser	Version	Code
368	58733	48944	glass	DALI	838160DA
442	70543	59228			838172DA



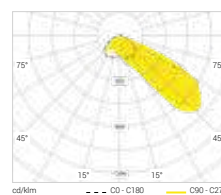
Asymmetrical 23° extra wide beam optics

Power (W)	Nominal flux (lm)Tj=25°C	Output flux (lm)Tq=25°C	Diffuser	Version	Code
368	58733	48944	glass	DALI	838260DA
442	70543	59228			838272DA



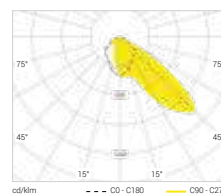
Asymmetrical 50° extra wide beam optics

Power (W)	Nominal flux (lm)Tj=25°C	Output flux (lm)Tq=25°C	Diffuser	Version	Code
368	58733	48944	glass	DALI	838760DA
442	70543	59228			838772DA



Asymmetrical 43° narrow beam optics

Power (W)	Nominal flux (lm)Tj=25°C	Output flux (lm)Tq=25°C	Diffuser	Version	Code
368	58733	48944	glass	DALI	838360DA
442	70543	59228			838372DA



Asymmetrical 55° narrow beam optics

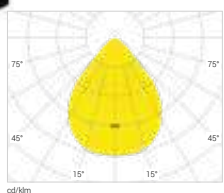
Power (W)	Nominal flux (lm)Tj=25°C	Output flux (lm)Tq=25°C	Diffuser	Version	Code
368	58733	48944	glass	DALI	838560DA
442	70543	59228			838572DA

Equipment included: wall-mounting bracket.
 Power supply with 5Px1.5mm² quick connector and 1.5mm² H07RN-F cable.
 The stated flux and power values may be subject to a +/- 7% tolerance.



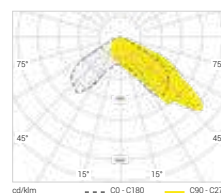
XTIGUA floodlight size XL

4,000 K - 230,000 h



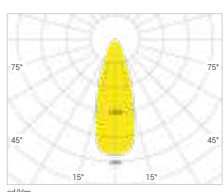
Symmetrical 81° extra wide beam optics

Power (W)	Nominal flux (lm)Tj=25°C	Output flux (lm)Tq=25°C	Diffuser	Version	Code
618	98632	82194	glass	DALI	838096DA



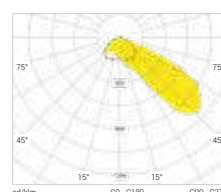
Asymmetrical 50° extra wide beam optics

Power (W)	Nominal flux (lm)Tj=25°C	Output flux (lm)Tq=25°C	Diffuser	Version	Code
618	98632	82194	glass	DALI	838796DA



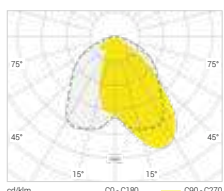
Symmetrical 36° narrow beam optics

Power (W)	Nominal flux (lm)Tj=25°C	Output flux (lm)Tq=25°C	Diffuser	Version	Code
618	98632	82194	glass	DALI	838196DA



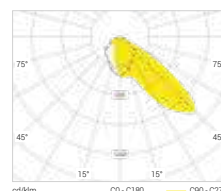
Asymmetrical 43° narrow beam optics

Power (W)	Nominal flux (lm)Tj=25°C	Output flux (lm)Tq=25°C	Diffuser	Version	Code
618	98632	82194	glass	DALI	838396DA



Asymmetrical 23° extra wide beam optics

Power (W)	Nominal flux (lm)Tj=25°C	Output flux (lm)Tq=25°C	Diffuser	Version	Code
618	98632	82194	glass	DALI	838296DA



Asymmetrical 55° narrow beam optics

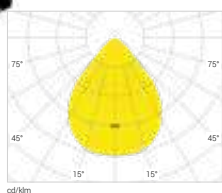
Power (W)	Nominal flux (lm)Tj=25°C	Output flux (lm)Tq=25°C	Diffuser	Version	Code
618	98632	82194	glass	DALI	838596DA

Equipment included: wall-mounting bracket.
 Power supply with 5Px1.5mm² quick connector and 1.5mm² H07RN-F cable.
 The stated flux and power values may be subject to a +/- 7% tolerance.



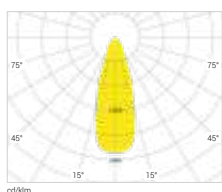
XTIGUA floodlight size XXL

4,000 K - 230,000 h



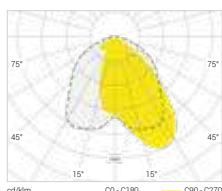
Symmetrical 81° extra wide beam optics

Power (W)	Nominal flux (lm)Tj=25°C	Output flux (lm)Tq=25°C	Diffuser	Version	Code
736	117500	97888	glass	DALI	838012DA
884	141000	118456			838014DA



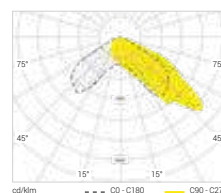
Symmetrical 36° narrow beam optics

Power (W)	Nominal flux (lm)Tj=25°C	Output flux (lm)Tq=25°C	Diffuser	Version	Code
736	117500	97888	glass	DALI	838112DA
884	141000	118456			838114DA



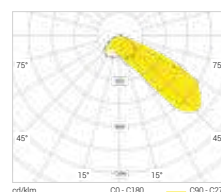
Asymmetrical 23° extra wide beam optics

Power (W)	Nominal flux (lm)Tj=25°C	Output flux (lm)Tq=25°C	Diffuser	Version	Code
736	117500	97888	glass	DALI	838212DA
884	141000	118456			838214DA



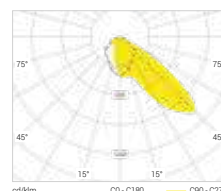
Asymmetrical 50° extra wide beam optics

Power (W)	Nominal flux (lm)Tj=25°C	Output flux (lm)Tq=25°C	Diffuser	Version	Code
736	117500	97888	glass	DALI	838712DA
884	141000	118456			838714DA



Asymmetrical 43° narrow beam optics

Power (W)	Nominal flux (lm)Tj=25°C	Output flux (lm)Tq=25°C	Diffuser	Version	Code
736	117500	97888	glass	DALI	838312DA
884	141000	118456			838314DA



Asymmetrical 55° narrow beam optics

Power (W)	Nominal flux (lm)Tj=25°C	Output flux (lm)Tq=25°C	Diffuser	Version	Code
736	117500	97888	glass	DALI	838512DA
884	141000	118456			838514DA

Equipment included: wall-mounting bracket.
 Power supply with 5Px1.5mm² quick connector and 1.5mm² H07RN-F cable.
 The stated flux and power values may be subject to a +/- 7% tolerance.



Accessories XTIGUA floodlight



Protection grid for XTIGUA LED floodlights
Size M, XL

Manufacturing material	Code
galvanised steel	818992

Note: for sizes XL and XXL use 2 grids.



Protection grid for XTIGUA LED floodlights
Size L, XXL

Manufacturing material	Code
galvanised steel	818993

Note: for sizes XL and XXL use 2 grids.



Cross beam for pole-top installation
for 1 XTIGUA series floodlight

Manufacturing material	Code
painted galvanised steel	818990

Notes: cross beam suitable for mounting up to 2x floodlights of size M, L or XL. For size XXL, the cross beam code is 818991. The cross beam can be installed on \varnothing 60 to \varnothing 76 mm poles.



Cross beam for pole-top installation
for 2 or 4 XTIGUA series floodlights

Manufacturing material	Code
painted galvanised steel	818991

Note: cross beam suitable for mounting up to 2 floodlights size L, XXL or 4 floodlights size M, XL. The cross beam can be installed on \varnothing 60 to \varnothing 76 mm poles.



META floodlight

4,000 K - 110,000 h



7

YEARS OF WARRANTY

2 YEARS OPTIONALLY EXTENDABLE TO 7



DIRECTIVES

2014/30/EU (EMC)
2014/35/EU (LVD)
2011/65/EU (RoHS)
2012/19/EU (WEEE)
2009/125/EC (ErP)
EU Reg. 2019/2020 (EcoDesign)

PRODUCT STANDARDS

EN 55015
EN 60598-1
EN 60598-2-1
EN 60598-2-5
EN 61000-3-2
EN 61000-3-3
EN 61547
EN 62311
EN 62493
EN 62471
IEC/TR 62778
EN 63000

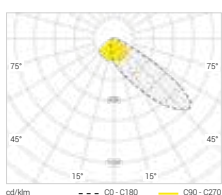
Body material	Aluminium alloy (EN 46100)
Surface treatment	Fluorozirconate passivation
Surface finish	Non-toxic polyester, anti UV, kiln-polymerised coating
Colour	Grey RAL 7011
Diffuser material	Extra clear tempered glass
Protection rating	IP66/IP67
Impact resistance	IK08
Corrosivity category	Equivalent to C4-M / C3-H
Mounting system	U-bracket with adjustment
Ambient operating temperature	-30 °C - +40 °C
Ambient storage temperature	-40°C - +70°C
Actual efficacy of the device	Up to 93 lm/W
Colour temperature	4,000 K
Optics features	Non-ageing, UV-resistant PMMA lenses with >90% efficiency and >95% transparency
Colour rendering index values	CRI ≥ 80
Colour consistency	MacAdam 4-step
Photobiological risk	RG0 - Exempt Group (EN 62471)
Residual flicker	< 1%
Luminous flux maintenance	L80 B20 110,000h Tq= +40 °C
Insulation class	I
Supply voltage	200-240 V 0/50/60Hz
Surge protection	10kV common mode 6 kV differential mode (EN 61000-4-5)
Power factor	≥ 0.95
Type of power supply	Quick connector
Max. conductor cross-section	2.5 mm ²
Entry cable diameter	7 - 13 mm

Special versions with operating temperatures up to +55 °C and colour temperatures from 3000K to 6500K can be made.



META floodlight

4,000 K - 110,000 h



Asymmetrical 50° narrow beam optics

Power (W)	Nominal flux (lm)Tj=25°C	Output flux (lm)Tj=25°C	Diffuser	Version	Code
99	13230	9193	glass	dimmable 1-10V	810296
133	17640	12258			810226
168	22050	15322			810256
199	26460	18387			810286



Protection guard

Manufacturing material	Code
galvanised steel	810993



Universal mounting bracket for pole-top installation for 60 mm and 76 mm nominal pole Ø

Manufacturing material	Code
painting galvanised steel	811908



Kit consisting of collar and plate for 60 mm and 76 mm nominal Ø poles

Manufacturing material	Code
painting galvanised steel	811912

Equipment included: adjustable bracket for installation on walls or supporting structures (poles, light towers). Power supply with 5P quick connector. Suitable for lighting outdoor areas and sports facilities. The stated flux and power values may be subject to a +/- 7% tolerance.

META

illuminates the Schönbrunn Palace in Vienna



Light fixtures, pendants and control



CONTROL



IMPERIUM
with DALI wiring

Page 351



IMPERIUM
wireless

Page 353

TRADITIONAL



RINO
fluorescent

Page 355



RINO
E27, G23

Page 357



RINO
E27

Page 358

LIGHT FIXTURES



RINOLED

From 3560 lm to 10575 lm
Page 323

PENDANTS



META150

From 10600 lm
to 30880 lm
Page 331



META

From 8140 lm to 21660 lm
Page 333



TIGUA

From 3300 lm to 22100 lm
Page 339



XTIGUA

From 21580 lm
to 48800 lm
Page 345

RINO





RINO LED

4,000 K - 50,000 h


ADVANTAGES



1

The fastening system with eyebolts enables the device to be mounted to the ceiling without opening it. The light fixture is powered by means of a connector for quick connection to the power grid.

The stainless steel casing and the total absence of weld joints guarantee a high resistance to corrosion and aggressive atmospheres.



2



3

The latest generation of LED technology ensures high luminous efficacy up to 142 lm/W.

The extra wide beam, narrow beam and comfort optics use specialist lenses with a glare index of UGR<22.



4



RINO LED

4,000 K - 50,000 h



7

YEARS OF WARRANTY

2 YEARS OPTIONALLY EXTENDABLE TO 7



DIRECTIVES

2014/30/EU (EMC)
2014/35/EU (LVD)
2011/65/EU (RoHS)
2012/19/EU (WEEE)
2009/125/EC (ErP)
EU Reg. 2019/2020 (EcoDesign)

PRODUCT STANDARDS

EN 55015
EN 60598-1
EN 60598-2-1
EN 60598-2-5
EN 60598-2-22
EN 60598-2-24
EN 61000-3-2
EN 61000-3-3
EN 61547
EN 62311
EN 62493
EN 62471
IEC/TR 62778
EN 63000

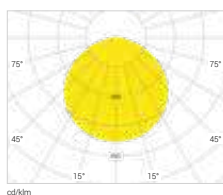
Body material	AISI 304 stainless steel Painted galvanised steel
Surface finish	Non-toxic polyester, anti UV, kiln-polymerised coating
Colour	RAL 9016 (painted galvanised steel version)
Diffuser material	Tempered glass and UV stabilised polycarbonate
Protection rating	IP66
Impact resistance	IK09
Corrosivity category	Equivalent to C5-H AISI 304 stainless steel C5-M/C4-H painted galvanised steel
Mounting system	Pair of eyebolts in AISI 304 stainless steel
Ambient operating temperature	-30°C - +45°C 0 °C - +35 °C (emergency versions) -30 °C - +55 °C (HT versions)
Ambient storage temperature	-40°C - +70°C -30 °C - +50 °C (emergency versions)
Actual efficacy of the device	Up to 142 lm/W
Colour temperature	4,000 K
Optics features	Non-ageing, UV-resistant PMMA lenses with >90% efficiency and >95% transparency
Colour rendering index values	CRI ≥ 80
Colour consistency	MacAdam 3-step
Photobiological risk	RG0 - Exempt Group (EN 62471)
Residual flicker	< 3%
Luminous flux maintenance	L80 B10 @50,000 h Tq= +25 °C Tq= +55 °C (HT versions)
Emergency battery lifetime	1h-3h
Emergency battery charging time	24h
Insulation class	I
Supply voltage	200-240 V 0/50/60Hz
Surge protection	2 kV common mode and differential mode (EN 61000-4-5)
Power factor	≥ 0.95
Type of power supply	Quick connector
Max. conductor cross-section	1.5 mm ²
Entry cable diameter	9 to 12 mm

Special versions can be made by combining materials, optics, power supplies and operating temperatures. Feed-through wiring versions are also available, in AISI 316L stainless steel and with colour temperatures from 3000K to 6500K.

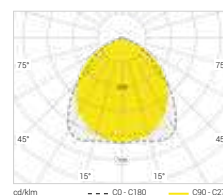


RINO LED 690 mm

4,000 K - 50,000 h



Symmetrical 110° extra wide beam optics



Symmetrical extra wide beam optics, comfort 88°

Power (W)	Nominal flux (lm)Tj=25°C	Output flux (lm)Tq=25°C	Diffuser	Version	Code
-----------	--------------------------	-------------------------	----------	---------	------

AISI 304 stainless steel

26	4100	3692	glass	on-off	822182
40	6440	5640			822282

Painted galvanised steel

26	4100	3692	glass	on-off	842182
40	6440	5640			842282

Emergency

26	4100	3692	glass	on-off	842180
		770 in EM			
40	6440	5640	glass	emergency	842280
		940 in EM			

Power (W)	Nominal flux (lm)Tj=25°C	Output flux (lm)Tq=25°C	Diffuser	Version	Code
-----------	--------------------------	-------------------------	----------	---------	------

AISI 304 stainless steel

26	4100	3562	glass	on-off	821182
40	6440	5400			821282

HACCP food safety

26	4100	3562	HACCP polycarbonate	on-off	826182
40	6440	5400			826282

Emergency

26	4100	3562	glass	on-off	821180
		770 in EM			
40	6440	5400	glass	emergency	821280
		940 in EM			
26	4100	3562	glass	on-off	821183
		770 in EM			
40	6440	5400	glass	emergency	821283
		940 in EM			

Painted galvanised steel

26	4100	3562	glass	on-off	841182
40	6440	5400			841282

HACCP food safety

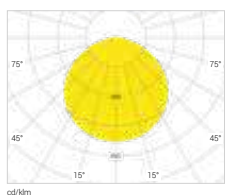
26	4100	3562	HACCP polycarbonate	on-off	846182
40	6440	5400			846282

Equipment included: pair of AISI 304 stainless steel eyebolts for pendant mounting.
Power supply with quick connector.
The stated flux and power values may be subject to a +/- 7% tolerance.

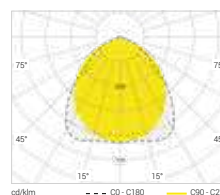


RINO LED 1300 mm

4,000 K - 50,000 h



Symmetrical 110° extra wide beam optics



Symmetrical extra wide beam optics, comfort 88°

Power (W)	Nominal flux (lm)Tj=25°C	Output flux (lm)Tq=25°C	Diffuser	Version	Code
-----------	--------------------------	-------------------------	----------	---------	------

AISI 304 stainless steel

52	8200	7384			822382
63	11000	8946	glass	on-off	822482
75	12200	10575			822582

Painted galvanised steel

52	8200	7384			842382
63	11000	8946	glass	on-off	842482
75	12200	10575			842582

Emergency

52	8200	7384 940 in EM	glass	on-off emergency 1h	842380
----	------	-------------------	-------	------------------------	---------------

Power (W)	Nominal flux (lm)Tj=25°C	Output flux (lm)Tq=25°C	Diffuser	Version	Code
-----------	--------------------------	-------------------------	----------	---------	------

AISI 304 stainless steel

52	8200	7072			821382
63	11000	8631		on-off	821482
75	12200	9900			821582
52	8200	7072	glass		821382DA
55	9547	7518		DALI	821482DA
71	11947	9428			821582DA

HACCP food safety

52	8200	7072			826382
63	11000	8631		on-off	826482
75	12200	9900			826582
52	8200	7072	HACCP polycarbonate		826382DA
55	9547	7518		DALI	826482DA
71	11947	9428			826582DA

Painted galvanised steel

52	8200	7072			841382
63	11000	8631	glass	on-off	841482
75	12200	9900			841582

HACCP food safety

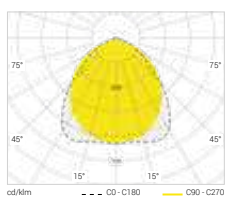
52	8200	7072			846382
63	11000	8631	HACCP polycarbonate	on-off	846482
75	12200	9900			846582

Equipment included: pair of AISI 304 stainless steel eyebolts for pendant mounting.
Power supply with quick connector.
The stated flux and power values may be subject to a +/- 7% tolerance.

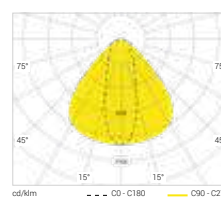


RINO LED 1300 mm

4,000 K - 50,000 h



Symmetrical extra wide beam optics, comfort 88°



30°x 90° symmetrical narrow beam optics

Power (W)	Nominal flux (lm)Tj=25°C	Output flux (lm)Tq=25°C	Diffuser	Version	Code
-----------	--------------------------	-------------------------	----------	---------	------

**AISI 304 stainless steel
Emergency**

52	8200	7072 940 in EM	glass	on-off	821380	
63	11000	8631 940 in EM				emergency
75	12200	9900 940 in EM		1h	821580	
52	8200	7072 940 in EM		on-off	821383	
63	11000	8631 940 in EM				emergency
75	12200	9900 940 in EM				3h

High temperature +55 °C

33	5738	4700			821382HT
45	7919	6404	glass	on-off	821482HT
54	8830	7600			821582HT

HACCP food emergency

52	8200	7072 940 in EM	HACCP polycarbonate	on-off	826380	
63	11000	8631 940 in EM				emergency
75	12200	9900 940 in EM		1h	826580	
52	8200	7072 940 in EM		on-off	826383	
63	11000	8631 940 in EM				emergency
75	12200	9900 940 in EM				3h

HACCP food high temperature +55 °C

33	5738	4700			826382HT
45	7919	6404	HACCP polycarbonate	on-off	826482HT
54	8830	7600			826582HT

Power (W)	Nominal flux (lm)Tj=25°C	Output flux (lm)Tq=25°C	Diffuser	Version	Code
-----------	--------------------------	-------------------------	----------	---------	------

AISI 304 stainless steel

52	8200	6500			820382
63	11000	8001	glass	on-off	820482
75	12200	9375			820582

HACCP food safety

52	8200	6500	HACCP polycarbonate	on-off	825382
63	11000	8001			825482
75	12200	9375			825582

Painted galvanised steel

52	8200	6500			840382
63	11000	8001	glass	on-off	840482
75	12200	9375			840582

HACCP food safety

52	8200	6500	HACCP polycarbonate	on-off	845382
63	11000	8001			845482
75	12200	9375			845582

Equipment included: pair of AISI 304 stainless steel eyebolts for pendant mounting.
Power supply with quick connector.
The stated flux and power values may be subject to a +/- 7% tolerance.



Accessories RINO LED



Pair of adjustable supports for wall or ceiling installation

Manufacturing material	Code
AISI 304 stainless steel	820010



Pairs of "V" supports for ceiling installation

Manufacturing material	Code
AISI 304 stainless steel	820017



Pairs of hooks for pendant mounting

Manufacturing material	Code
AISI 304 stainless steel	820011



Pendant mounting and ceiling adaptation kit

Manufacturing material	Code
AISI 304 stainless steel	820018

Note: in the case of relamping, the adapter kit enables to adjust the fixing distances of the light fixture to those already present in the system.



Pair of collars for mounting steel light fixtures on tube

Manufacturing material	Code
AISI 304 stainless steel	820016



Quick fastening kit for ceiling mounting

Manufacturing material	Code
AISI 304 stainless steel	820019



Retrofit kit for light fixtures 690 mm and 1300 mm

Manufacturing material	Power (W)	Length (mm)	Nominal flux (lm)Tj=25°C	Output flux (lm)Tq=25°C	Version	Code
extra clear tempered glass	26	690	4100	3562	on-off	821184
	52	1300	8200	7072		821384

RINO LED

illuminates the San Giorgio Bridge in Genoa



META₁₅₀






META₁₅₀ pendant mounting

4,000 K - 230,000 h

ADVANTAGES



1

The efficient thermal management system and the air recirculation valve ensure that electronic devices remain in optimal condition over time.

The innovative pendant mounting system allows inefficient light fixtures to be replaced with a simple remove and replace operation with no need of adjustments and regulations. Each META150 comes with a watertight connector for quick plug and play connection.

2



3


META150 can be mounted as a pendant, on busbar, ceiling, pole, wall, light tower and catenary wire.



META150 received special recognition in Germany: Red Dot Design Award, the world's most important and prestigious design award.



4





META₁₅₀ pendant mounting

4,000 K - 230,000 h



Body material	Aluminium alloy (EN 46100)
Surface treatment	Fluorozirconate passivation
Surface finish	Non-toxic polyester, anti UV, kiln-polymerised coating
Colour	Grey RAL 7011
Diffuser material	Extra clear tempered glass or polycarbonate
Protection rating	IP66/IP67
Impact resistance	IK08
Corrosivity category	Equivalent to C4-M / C3-H
Mounting system	Quick connection for pendant mounting
Ambient operating temperature	-30 °C - +40 °C -30 °C - +50 °C (high efficacy versions) -30 °C - +60 °C (HT versions)
Ambient storage temperature	-40°C - +70°C
Actual efficacy of the device	Up to 151 lm/W
Colour temperature	4,000 K
Optics features	Non-ageing, UV-resistant PMMA lenses with >90% efficiency and >95% transparency
Colour rendering index values	CRI ≥ 80
Colour consistency	MacAdam 3-step
Photobiological risk	RG0 - Exempt Group (EN 62471)
Glare index	UGR < 22
Residual flicker	< 1%
Luminous flux maintenance	L90 B10@110,000 h Tq= +40 °C L90 B10@230,000h Tq= +25 °C
Insulation class	I
Supply voltage	200-240 V 0/50/60Hz
Surge protection	10kV common mode 6 kV differential mode (EN 61000-4-5)
Power factor	≥ 0.95
Type of power supply	Quick connector
Max. conductor cross-section	2.5 mm ²
Entry cable diameter	7 - 13 mm

7

YEARS OF WARRANTY

2 YEARS OPTIONALLY EXTENDABLE TO 7



DIRECTIVES

2014/30/EU (EMC)
2014/35/EU (LVD)
2011/65/EU (RoHS)
2012/19/EU (WEEE)
2009/125/EC (ErP)
EU Reg. 2019/2020 (EcoDesign)

PRODUCT STANDARDS

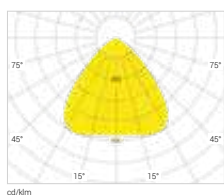
EN 55015
EN 60598-1
EN 60598-2-1
EN 60598-2-5
EN 60598-2-24
EN 61000-3-2
EN 61000-3-3
EN 61547
EN 62311
EN 62493
EN 62471
IEC/TR 62778
EN 63000

Special versions with operating temperatures up to +55 °C and colour temperatures from 3000K to 6500K can be made.



META₁₅₀ pendant mounting

4,000 K - 230,000 h



Extra wide beam optics, comfort 90°

Power (W)	Nominal flux (lm)T _j =25°C	Output flux (lm)T _q =25°C	Diffuser	Version	Code
117	19600	16349	glass	DALI	810630DA
156	26100	21798			810640DA
179	30800	25712			810650DA
215	37000	30883			810660DA

High temperature +60 °C

73	12700	10775	glass	DALI	810430HT
97	16900	14317			810440HT
112	20300	16912			810450HT
134	24200	20234			810460HT

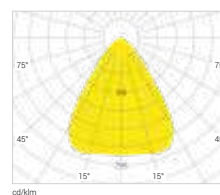
High efficacy

96	16300	13632	glass	DALI	810430DA
129	21900	18318			810440DA
151	26600	22197			810450DA
181	31700	26426			810460DA

HACCP food safety

117	19600	16349	HACCP polycarbonate	DALI	810432DA
156	26100	21798			810442DA
179	30800	25712			810452DA
215	37000	30883			810462DA

Note: Recommended installation height: between 5 m and 8 m.



75° medium beam optics

Power (W)	Nominal flux (lm)T _j =25°C	Output flux (lm)T _q =25°C	Diffuser	Version	Code
117	19600	16022	glass	DALI	810631DA
156	26100	21362			810641DA
179	30800	25193			810651DA
215	37000	30260			810661DA

High temperature +60 °C

73	12700	10600	glass	DALI	810431HT
97	16900	14085			810441HT
112	20300	16576			810451HT
134	24200	19832			810461HT

High efficacy

96	16300	13440	glass	DALI	810431DA
129	21900	18060			810441DA
151	26600	21895			810451DA
181	31700	26064			810461DA

HACCP food safety

117	19600	16022	HACCP polycarbonate	DALI	810433DA
156	26100	21362			810443DA
179	30800	25193			810453DA
215	37000	30260			810463DA

Note: Recommended installation height: between 6 m and 9 m.

Devices designed for operation in centralised emergency lighting systems (Vac/Vdc). Special versions with the stand-alone emergency kit are available on request.

Equipment included: pendant quick connection Power supply with 5P quick connector. The stated flux and power values may be subject to a +/- 7% tolerance.



META pendant mounting

4,000 K - 110,000 h



7

YEARS OF WARRANTY

2 YEARS OPTIONALLY EXTENDABLE TO 7



DIRECTIVES

2014/30/EU (EMC)
2014/35/EU (LVD)
2011/65/EU (RoHS)
2012/19/EU (WEEE)
2009/125/EC (ErP)
EU Reg. 2019/2020 (EcoDesign)

PRODUCT STANDARDS

EN 55015
EN 60598-1
EN 60598-2-1
EN 60598-2-5
EN 60598-2-22
EN 60598-2-24
EN 61000-3-2
EN 61000-3-3
EN 61547
EN 62311
EN 62493
EN 62471
IEC/TR 62778
EN 63000

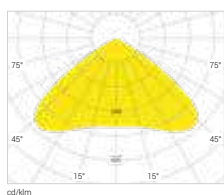
Body material	Aluminium alloy (EN 46100)
Surface treatment	Fluorozirconate passivation
Surface finish	Non-toxic polyester, anti UV, kiln-polymerised coating
Colour	Grey RAL 7011
Diffuser material	Extra clear tempered glass or polycarbonate
Protection rating	IP66/IP67
Impact resistance	IK08
Corrosivity category	Equivalent to C4-M / C3-H
Mounting system	Quick connection for pendant mounting
Ambient operating temperature	-30 °C - +40 °C -30 °C - +55 °C (HT versions)
Ambient storage temperature	-40°C - +70°C
Actual efficacy of the device	Up to 110 lm/W
Colour temperature	4,000 K
Optics features	Non-ageing, UV-resistant PMMA lenses with >90% efficiency and >95% transparency
Colour rendering index values	CRI ≥ 80
Colour consistency	MacAdam 4-step
Photobiological risk	RG0 - Exempt Group (EN 62471)
Residual flicker	< 1%
Luminous flux maintenance	L80 B20@110,000h Tq= +40 °C Tq= +55 °C (HT versions)
Emergency battery lifetime	1h-3h
Emergency battery charging time	24h
Insulation class	I
Supply voltage	200-240 V 0/50/60Hz
Surge protection	10kV common mode 6 kV differential mode (EN 61000-4-5)
Power factor	≥ 0.95
Type of power supply	Quick connector
Max. conductor cross-section	2.5 mm ²
Entry cable diameter	7 - 13 mm

Special versions can be requested by combining materials, optics and operating temperatures.



META pendant mounting

4,000 K - 110,000 h



110° extra wide beam optics

Power (W)	Nominal flux (lm)Tj=25°C	Output flux (lm)Tq=25°C	Diffuser	Version	Code
99	13230	10830	glass	dimmable 1-10V	810090
133	17640	14439			810020
168	22050	18049			810050
199	26460	21659			810080

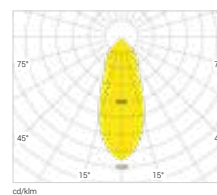
Emergency

99	13230	10830 770 in EM	glass	dimmable 1-10V 1h - 3h emergency	810190
133	17640	14439 770 in EM			810120
168	22050	18049 770 in EM			810150
199	26460	21659 770 in EM			810180

High temperature +55 °C

76	10187	8339	glass	dimmable 1-10V	810090HT
102	13583	11118			810020HT
128	16979	13898			810050HT
153	20374	16677			810080HT

Note: Recommended installation height: between 4 m and 8 m.



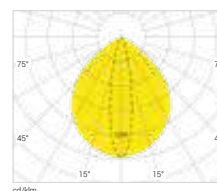
41° narrow beam optics

Power (W)	Nominal flux (lm)Tj=25°C	Output flux (lm)Tq=25°C	Diffuser	Version	Code
99	13230	10572	glass	dimmable 1-10V	810091
133	17640	14096			810021
168	22050	17620			810051
199	26460	21144			810081

High temperature +55 °C

76	10187	8140	glass	dimmable 1-10V	810091HT
102	13583	10854			810021HT
128	16979	13567			810051HT
153	20374	16281			810081HT

Notes: recommended installation height: between 6 m and 9 m.



92°x20° elliptical beam optics

99	13230	9965	glass	dimmable 1-10V	810092
133	17640	13287			810022
168	22050	16609			810052
199	26460	19931			810082

Notes: recommended installation height: between 6 m and 9 m.

*The emergency version is to be completed with the kit on page 334.

Features: the extra wide beam and the narrow beam optics are supplied with quick connection for pendant mounting, the elliptical optics is equipped with a double-chain bracket.

Power supply with 5P quick connector.

The stated flux and power values may be subject to a +/- 7% tolerance.



Accessories META150 and META pendant mounting



Adjustable bracket
for wall installation
poles and light towers

Manufacturing material	Code
galvanised steel	810999



Catenary wire installation bracket
0-90° adjustable

Manufacturing material	Code
galvanised steel	810994



0-90° swivelling attachment
for double chain
and busbar installation

Manufacturing material	Code
galvanised steel	810996



Bracket for double chain
and busbar installation

Manufacturing material	Code
galvanised steel	810997



Bracket
for ceiling installation


Manufacturing material	Code
galvanised steel	810998



Bracket for installation
with Ø 60 mm pole


Manufacturing material	Code
galvanised steel	810995



Emergency kit 1h 

Manufacturing material	Code
aluminium alloy	810992



Emergency kit 3h 

Manufacturing material	Code
aluminium alloy	810991

Emergency kit

Features: 1 M20 entry and 1 exit with connector.

Notes: the interface bracket is designed for double fixed chain connection and quick-connection for pendant mounting.


When performing the horizontal pole mounting, adjustable mounting, ceiling mounting and adjustable bracket mounting, the emergency kit must be mounted close to the device (max. 1.5 m).

META₁₅₀

illuminates Cembre S.p.A. in Brescia



TIGUA





TIGUA pendant mounting

4,000 K - 120,000 h

ADVANTAGES



1

The body is made of EN 44300 aluminium alloy with low copper content, with passivation treatment and painting that make it suitable for harsh environments, corrosion class C5-M / C4-H.

Optics are made with PMMA lenses, which ensure chromatic stability of light over time thanks to the non-yellowing characteristics of the material.


Colour rendering is ensured by the use of light sources with Colour Rendering Index (CRI) ≥ 80 .

The TIGUA uses flicker-free power supplies and is free from photobiological risks.




2

TIGUA's long service life is guaranteed by high-level electronic components, exclusive thermal management system, X-ray inspection of LED welds, 100% testing with 24-hour burn-in cycles, and Gore-Tex® anti-condensation breathing valve.



3

The TIGUA is a very powerful light fixture, while being compact and easy to handle. 6,5 kg only. The device features a connector that enables a quick connection to the power grid, with no need to open the device.




4



TIGUA pendant mounting

4,000 K - 120,000 h



7

YEARS OF WARRANTY

2 YEARS OPTIONALLY EXTENDABLE TO 7



DIRECTIVES

2014/30/EU (EMC)
2014/35/EU (LVD)
2011/65/EU (RoHS)
2012/19/EU (WEEE)
2009/125/EC (ErP)
EU Reg. 2019/2020 (EcoDesign)

PRODUCT STANDARDS

EN 55015
EN 60598-1
EN 60598-2-1
EN 60598-2-5
EN 60598-2-22
EN 61000-3-2
EN 61000-3-3
EN 61547
EN 62311
EN 62493
EN 62471
IEC/TR 62778
EN 63000

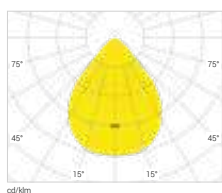
Body material	Low-copper aluminium alloy (EN 44300)
Surface treatment	Fluorozirconate passivation
Surface finish	Non-toxic polyester, anti UV, kiln-polymerised coating
Colour	Grey RAL 7011
Diffuser material	Extra clear tempered glass or polycarbonate
Protection rating	IP66
Impact resistance	IK08
Corrosivity category	Equivalent to C5-M / C4-H
Mounting system	Pendant mounting
Ambient operating temperature	-30 °C - +40 °C -30 °C - +55 °C (HT versions)
Ambient storage temperature	-40°C - +70°C
Actual efficacy of the device	Up to 122 lm/W
Colour temperature	4,000 K
Optics features	Non-ageing, UV-resistant PMMA lenses with >90% efficiency and >95% transparency
Colour rendering index values	CRI ≥ 80
Colour consistency	MacAdam 4-step
Photobiological risk	RGO - Exempt Group (EN 62471)
Residual flicker	< 1%
Luminous flux maintenance	L80 B20 120,000h Tq= +40 °C Tq= +55 °C (HT versions)
Emergency battery lifetime	1h-3h
Emergency battery charging time	24h
Insulation class	I
Supply voltage	200-240 V 0/50/60Hz
Surge protection	8 kV common mode 6 kV differential mode (EN 61000-4-5)
Power factor	≥ 0.95
Type of power supply	Quick connector
Max. conductor cross-section	1.5 mm ²
Entry cable diameter	9 to 12 mm

Special versions can be made by combining materials, optics and operating temperatures. It is possible to supply products with insulation class II and colour temperatures from 3000K to 6500K.



TIGUA pendant mounting

4,000 K - 120,000 h



Symmetrical 81° extra wide beam optics

Power (W)	Nominal flux (lm)Tj=25°C	Output flux (lm)Tq=25°C	Diffuser	Version	Code
33	4625	3958	glass	dimmable 1-10V	817304
67	9250	8064			817308
99	13875	11944			817312
132	18500	15926			817316
153	23125	18032			817320
182	27750	22100			817324
33	4625	3958		DALI	817304DA
67	9250	8064			817308DA
99	13875	11944			817312DA
132	18500	15926			817316DA
153	23125	18032			817320DA
182	27750	22100			817324DA

High temperature +55 °C

33	4625	3477	glass	dimmable 1-10V	817304HT
67	9250	6954			817308HT
99	11575	8593			817312HT
132	15434	10990			817316HT
153	18135	13292			817320HT
182	21761	15746			817324HT

HACCP food safety

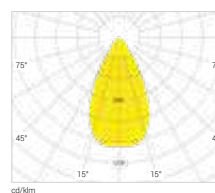
33	4625	3958	HACCP polycarbonate	dimmable 1-10V	817504
67	9250	8064			817508
99	13875	11944			817512
132	18500	15926			817516
153	23125	18032			817520
182	27750	22100			817524

Emergency

33	4625	3958 995 in EM	glass	dimmable 1-10V emergency	817305
67	9250	8064 995 in EM			817309
99	13875	11944 995 in EM			817313
132	18500	15926 995 in EM			817317
153	23125	18032 995 in EM			817321
182	27750	22100 995 in EM			817325

Notes: recommended installation height: between 4 m and 7 m.

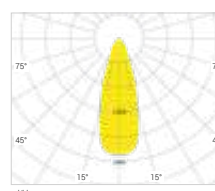
*The emergency version is to be completed with the kit on page 340.
Equipment included: double chain bracket and busbar.
 Power supply with 5P quick connector.
 The stated flux and power values may be subject to a +/- 7% tolerance.



55° medium symmetric optics

Power (W)	Nominal flux (lm)Tj=25°C	Output flux (lm)Tq=25°C	Diffuser	Version	Code
33	4625	3789	glass	dimmable 1-10V	817354
67	9250	7577			817358
99	13875	11218			817362
132	18500	14957			817366
145	23125	17069			817370
170	27750	20208			817374

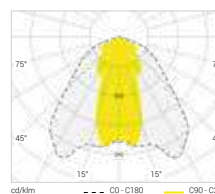
Notes: recommended installation height: between 5 m and 8 m.



Symmetrical 36° narrow beam optics

Power (W)	Nominal flux (lm)Tj=25°C	Output flux (lm)Tq=25°C	Diffuser	Version	Code
33	4625	3757	glass	dimmable 1-10V	817404
67	9250	7515			817408
99	13875	11123			817412
132	18500	14831			817416
145	23125	16924			817420
170	27750	20034			817424

Notes: recommended installation height: over 6 m.



95°x41° elliptical beam optics

Power (W)	Nominal flux (lm)Tj=25°C	Output flux (lm)Tq=25°C	Diffuser	Version	Code
33	4625	3864	glass	dimmable 1-10V	817454
67	9250	7728			817458
99	13875	11444			817462
132	18500	15258			817466
153	23125	17418			817470
182	27750	20627			817474

Notes: suitable for installation between the aisles of industrial warehouses.



Accessories TIGUA pendant mounting



0 - 90° adjustable connection
for catenary wire installation

Manufacturing material

Code

galvanised steel

811921



Swivelling connection 0 - 90°
for double chain
and busbar installation

Manufacturing material

Code

galvanised steel

811919



Emergency kit 1h



Manufacturing material

Code

aluminium alloy

811923



Set of brackets
for installation
with 60 mm Ø pole

Manufacturing material

Code

galvanised steel

811920



Kit with bracket
for ceiling installation

Manufacturing material


Code

galvanised steel

811916



Emergency kit 3h



Manufacturing material

Code

aluminium alloy

811924

Emergency kit

Features: 1 M20 entry and 1 exit with connector.

Notes: the interface bracket is designed for double fixed chain connection and quick-connection for pendant mounting.


When performing the horizontal pole mounting, adjustable mounting, ceiling mounting and adjustable bracket mounting, the emergency kit must be mounted close to the device (max. 1.5 m).

TIGUA

illuminates Grissitalia in Turin



XTIGUA





XTIGUA pendant light fixture

4,000 K - 120,000 h

ADVANTAGES




The body is made of EN 44300 aluminium alloy with low copper content, with passivation treatment and painting that make it suitable for harsh environments, corrosion class C5-M / C4-H.

Products in the VHT (Very High Temperature) range can be installed in ambient temperatures of up to +70 °C and have a light fixture efficiency of over 130 lm/W.



XTIGUA's long service life is guaranteed by high-level electronic components, exclusive thermal management system, X-ray inspection of LED welds, 100% testing with 24-hour burn-in cycles, and Gore-Tex® anti-condensation breathing valve.



Latest-generation LEDs can maintain luminous flux over time and have a lifetime of over 100,000 hours in ambient temperatures of 70 °C.





XTIGUA pendant light fixture

4,000 K - 120,000 h



7

YEARS OF WARRANTY

2 YEARS OPTIONALLY EXTENDABLE TO 7



DIRECTIVES

2014/30/EU (EMC)
2014/35/EU (LVD)
2011/65/EU (RoHS)
2012/19/EU (WEEE)
2009/125/EC (ErP)
EU Reg. 2019/2020 (EcoDesign)

PRODUCT STANDARDS

EN 55015
EN 60598-1
EN 60598-2-1
EN 60598-2-5
EN 61000-3-2
EN 61000-3-3
EN 61547
EN 62311
EN 62493
EN 62471
IEC/TR 62778
EN 63000

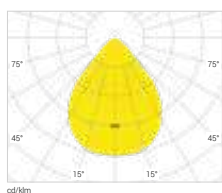
Body material	Low-copper aluminium alloy (EN 44300)
Surface treatment	Fluorozirconate passivation
Surface finish	Non-toxic polyester, anti UV, kiln-polymerised coating
Colour	Grey RAL 7011
Diffuser material	Extra clear tempered glass
Protection rating	IP66
Impact resistance	IK08
Corrosivity category	Equivalent to C5-M / C4-H
Mounting system	Pendant mounting
Ambient operating temperature	-30 °C - +35 °C -30 °C - +55 °C (HT versions) -30 °C - +70 °C (VHT versions)
Ambient storage temperature	-40 °C - +70 °C
Actual efficacy of the device	Up to 130 lm/W
Colour temperature	4,000 K
Optics features	Non-ageing, UV-resistant PMMA lenses with >90% efficiency and >95% transparency
Colour rendering index values	CRI ≥ 80
Colour consistency	MacAdam 4-step
Photobiological risk	RGO - Exempt Group (EN 62471)
Residual flicker	< 1%
Luminous flux maintenance	L80 B20 120,000h Tq= +40 °C Tq= +55 °C (HT versions) L80 B20 100,000h Tq= +70 °C (VHT versions)
Insulation class	I
Supply voltage	200-240 V 0/50/60Hz
Surge protection	8 kV common mode 6 kV differential mode (EN 61000-4-5)
Power factor	≥ 0.95
Type of power supply	Quick connector
Max. conductor cross-section	2.5 mm ²
Entry cable diameter	7 - 13 mm

Special versions can be made by combining materials, optics and operating temperatures. It is possible to supply products with insulation class II and colour temperatures from 3000K to 6500K.




XTIGUA pendant light fixture - size M

4,000 K - 120,000 h



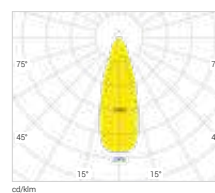
Symmetrical 81° extra wide beam optics

Power (W)	Nominal flux (lm)Tj=25 °C	Output flux (lm)Tq=25 °C	Diffuser	Version	Code
235	33250	28787	glass	DALI	819328DA
270	38000	32940			819332DA



55° medium symmetric optics, high temperature +55 °C

Power (W)	Nominal flux (lm)Tj=25 °C	Output flux (lm)Tq=25 °C	Diffuser	Version	Code
166	27009	21580	glass	DALI	819428HT
189	30867	24532			819432HT



Symmetrical 36° narrow beam optics

Power (W)	Nominal flux (lm)Tj=25 °C	Output flux (lm)Tq=25 °C	Diffuser	Version	Code
235	33250	28670	glass	DALI	819528DA
270	38000	32805			819532DA

Very high temperature +70 °C

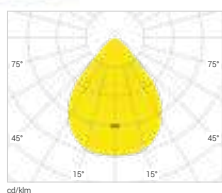
166	27009	21580	glass	DALI	819528VHT
189	30867	24570			819532VHT

Equipment included: double chain bracket and busbar.
 Recommended installation height: between 9 m and 15 m.
 Power supply with 5Px1.5mm² quick connector and 1.5mm² H07RN-F cable.




XTIGUA pendant light fixture - size L

4,000 K - 120,000 h



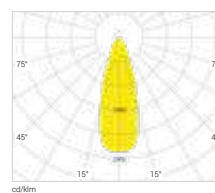
Symmetrical 81° extra wide beam optics

Power (W)	Nominal flux (lm)Tj=25 °C	Output flux (lm)Tq=25 °C	Diffuser	Version	Code
336	47500	41160	glass	DALI	819340DA
400	57000	48800			819348DA



55° medium symmetric optics, high temperature +55 °C

Power (W)	Nominal flux (lm)Tj=25 °C	Output flux (lm)Tq=25 °C	Diffuser	Version	Code
237	38584	30810	glass	DALI	819440HT
284	46301	36579			819448HT



Symmetrical 36° narrow beam optics

Power (W)	Nominal flux (lm)Tj=25 °C	Output flux (lm)Tq=25 °C	Diffuser	Version	Code
336	47500	40992	glass	DALI	819540DA
400	57000	48600			819548DA

Very high temperature +70 °C

237	38584	30810	glass	DALI	819540VHT
284	46301	36920			819548VHT

Equipment included: double chain bracket and busbar.
 Recommended installation height: between 9 m and 15 m.
 Power supply with 5P x 1.5mm² quick connector and 1.5mm² H07RN-F cable.



Accessories XTIGUA pendant mounting



Adjustable connection 0 - 90°
for double chain installation - size M

Manufacturing material	Code
galvanised steel	819994



Adjustable connection 0 - 90°
for double chain installation - size L

Manufacturing material	Code
galvanised steel	819995



Kit with bracket
for ceiling installation
size M

Manufacturing material	Code
galvanised steel	819996

Notes: not compatible with the VHT 70 °C version



Kit with bracket
for ceiling installation
size L

Manufacturing material	Code
galvanised steel	819997

Notes: not compatible with the VHT 70 °C version

IMPERIUM





IMPERIUM with DALI wiring

ADVANTAGES



To reduce energy consumption by more than 50%, Palazzoli provides IMPERIUM, the intelligent lighting management system with motion sensors, brightness sensors and control algorithms based on hourly programming.

DALI-wired Imperium is a solution whereby light and motion sensors interact with light fixtures equipped with DALI drivers. The sensors regulate the artificial lighting of an installation by maintaining the set light value on the work surface according to the presence of people and according to the contribution of artificial light.



Wireless Imperium is a solution for managing a lighting system without the need for a wired BUS connection between the light fixtures. The system architecture is based on light fixtures equipped with an internal DALI driver to which wireless nodes are added externally.



The ZQ LIGHT LINK application allows you to create groups of light fixtures and wireless sensors, configure the operating parameters of each group and remotely control the lighting systems.





IMPERIUM with DALI wiring



Addressable DALI sensor for surface mounting in large areas	Power supply 110-240 Vac 50/60Hz
Maximum installation height	14 m
Protection rating	IP20
Electrical insulation class	II
Brightness setting value of twilight sensor	10 - 2000 lux
Absorbed power	1 W
Detection area	Vertical 360°
Operating temperature	-25 °C – +50 °C
Casing material	Polycarbonate
Max. no. of controllable light fixtures per sensor	40 META light fixtures 40 TIGUA light fixtures 40 XTIGUA M light fixtures 20 XTIGUA L light fixtures 40 RINO light fixtures



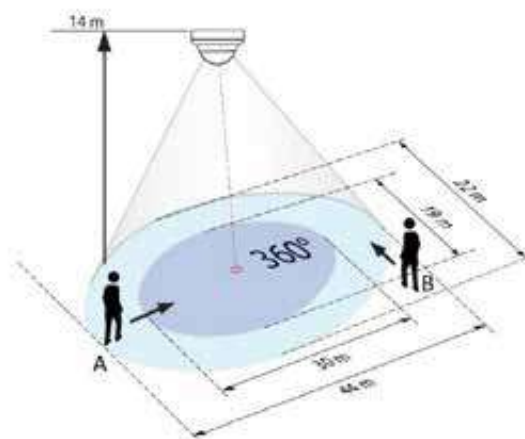
DIRECTIVES

2014/53/EU (RED)
2014/30/EU (EMC)
2014/35/EU (LVD)
2011/65/EU (RoHS)
2012/19/EU (WEEE)

PRODUCT STANDARDS

EN 55022
EN 50491-2
EN 50491-3
EN 50491-5-1
EN 50491-5-2
EN 50491-5-3
EN 61000-3-2
EN 61000-3-3
EN 62386-101
EN 62386-103
EN 63000

SENSING RANGE



A: frontal approach to the sensor
B: side approach to the sensor

Palazzoli is able to provide light and presence sensors with reading heights suitable for different applications and protocols.



IMPERIUM with DALI wiring



Sensor for brightness and DALI presence

Interface	Maximum number of manageable light fixtures	Colour	Code
DALI/DSI	40	white	836001

Features: For adjusting artificial lighting as a function of the natural light.



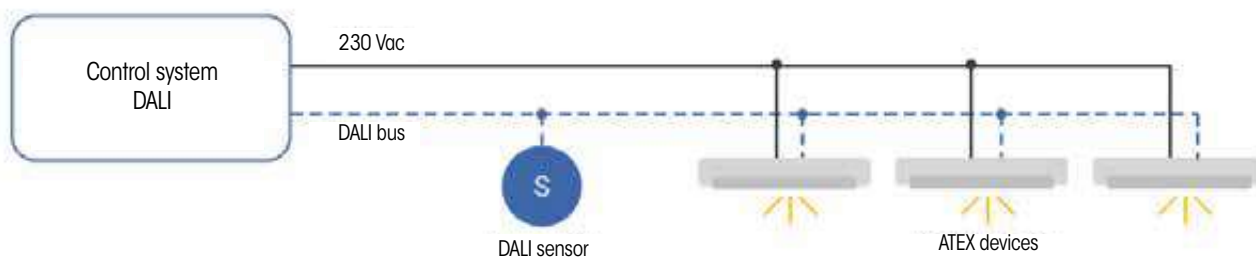
Remote control

Type of detector	Detection	Max. reception distance (m)	Light measurement	Code
Movement and natural light	Automatic and semi-automatic	17	Via test button or automatically when the light is less than 50 LUX for 1 hour	836002

Equipment included: wall bracket.

Features: for programming the switching threshold of light sensors.

System architecture



The DALI sensor constantly measures the ambient brightness value and compares this value with the value set in the presence detector. If the natural light value is sufficient, artificial lights will not be switched on. If the daylight value is lower than the set value, the sensor switches on the light and adjusts it to the set light level. The detector automatically switches off the light after 5 minutes if the daylight present is greater than the set Lux value and/or if no presence is detected after the set delay time.



IMPERIUM Wireless



IMPERIUM NODE AND SENSOR

Input voltage	85 – 305 Vac 47-63 Hz
Absorbed power	2W
IP rating	IP54
Weight	200 gr
Input-output isolation	4KV
Node dimensions	109x109x50mm
Operating temperature	-10 °C - +65 °C

IMPERIUM GATEWAY

Input voltage	9V battery - portable
IP rating	IP40
Weight	200 gr
Node dimensions	120x76x28mm
Operating temperature	0 °C - +60 °C



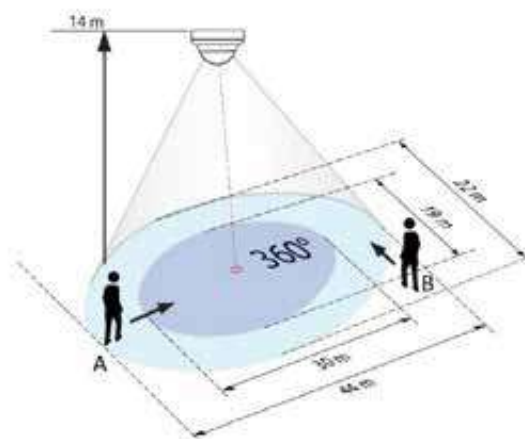
DIRECTIVES

2014/53/EU (RED)
2014/30/EU (EMC)
2014/35/EU (LVD)
2011/65/EU (RoHS)
2012/19/EU (WEEE)

PRODUCT STANDARDS

EN 55015
EN 61000-3-2
EN 61000-3-3
EN 61347-1
EN 61347-2-11
EN 61547
EN 63000
EN 300 220-2
EN 301 489-1
EN 301 489-3

SENSING RANGE



A: frontal approach to the sensor
B: side approach to the sensor

Palazzoli can provide consultancy on request for the integration of more complex functions, such as consumption monitoring, access control and implementation in building automation systems and management of situations where the transmission of wireless signals is hindered.



IMPERIUM Wireless



Node

Wireless network (MHZ)	Antenna	Power supply (V)	Dimensions (mm)	Code
868	Internally built-in	85-305	109x109x46	836101

Features: It controls and powers up to 4 standard DALI or 1/10 V drivers, 500 VA normally closed (NC) relay output, digital input.

IMPERIUM NODE can be centralised and integrated with third-party systems via Modbus TCP.



Sensor

Wireless network (MHZ)	Antenna	Power supply (V)	Dimensions (mm)	Code
868	Internally built-in	85-305	109x109x46	836102

Features: It manages the regulation and power of up to 4 standard DALI or 1/10V drivers, 500VA normally closed (NC) relay output, digital input. Light and motion sensor Mid Bay (Hmax 10m – FOV 108°) and High Bay (Hmax 17m – FOV 69°). IP54. The IMPERIUM SENSOR can be centralised and integrated with third-party systems via Modbus TCP.

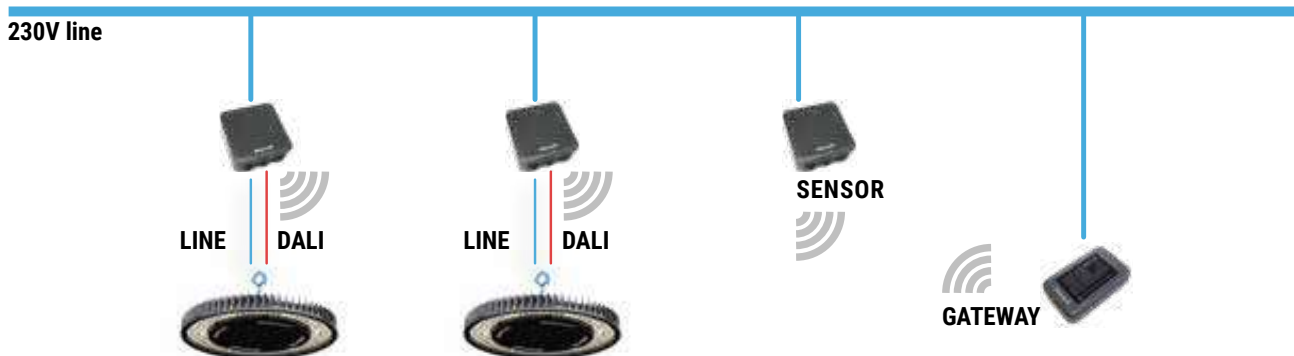


Gateway

Wireless network (MHZ)	Battery	Protocol	Dimensions (mm)	Code
868	9 V included	Mesh Network, LBT and AFA	120x76x28	836103

Features: It allows you to configure wireless systems via the ZQ Light Link App, compatible with Bluetooth Low Energy Android and iOS smartphones.

System architecture



LIGHT FIXTURES
PENDANTS/CONTROL



RINO fluorescent



Body material	AISI 304 stainless steel Painted galvanised steel
Surface finish	Non-toxic polyester, anti UV, kilm-polymerised coating
Colour	RAL 9016 (painted galvanised steel version)
Diffuser material	Tempered glass and UV stabilised polycarbonate
Protection rating	IP66/IP67 (glass diffuser) IP66 (polycarbonate diffuser)
Impact resistance	IK09
Corrosivity category	Equivalent to C5-H AISI 316L stainless steel C5-M/C4-H painted galvanised steel
Mounting system	Pair of eyebolts in AISI 304 stainless steel
Ambient operating temperature	-25°C - +50°C 0 °C - +35 °C (emergency versions)
Ambient storage temperature	-40°C - +70°C -30 °C - +50 °C (emergency versions)
Lamp holder type	G13 T8 / G5 T5
Emergency battery lifetime	1h
Emergency battery charging time	24h
Insulation class	I
Supply voltage	220-240 V 0/50/60Hz
Power factor	> 0.90
Type of power supply	Spring clamps and M20 cable gland
Max. conductor cross-section	2.5 mm ²
Entry cable diameter	7 - 14 mm

7

YEARS OF WARRANTY

2 YEARS OPTIONALLY EXTENDABLE TO 7



DIRECTIVES

2014/30/EU (EMC)
2014/35/EU (LVD)
2011/65/EU (RoHS)
2012/19/EU (WEEE)
2009/125/EC (ErP)
EU Reg. 2019/2020 (EcoDesign)

PRODUCT STANDARDS

EN 55015
EN 60598-1
EN 60598-2-1
EN 60598-2-22
EN 61000-3-2
EN 61000-3-3
EN 61547
EN 62311
EN 62493
EN 63000



RINO fluorescent



Light fixtures in AISI 304 stainless steel

Length (mm)	Power (W)	Tube type	Diffuser	Reflector	Version	Code
690	1x18	T8	glass	white	on-off	822131
	2x18					822132
1x36	822231					
2x36	822232					
1300	1+1x36				emergency 1h	822211
	2x54				T5	on-off
690	2x18	T8	HACCP poly-carbonate	symmetrical in aluminium	on-off	825132
1300	2x36				emergency 1h	825232
	1+1x36				emergency 1h	825211

Note: In the emergency version 1+1 means that 2 tubes operate in standard conditions and 1 tube only lights up under emergency conditions.



Light fixtures in painted galvanised steel

Length (mm)	Power (W)	Tube type	Diffuser	Reflector	Version	Code
690	2x18	T8	HACCP poly-carbonate	white	on-off	847132
1300	2x36				emergency 1h	847232
	1+1x36				emergency 1h	847211

Note: In the emergency version 1+1 means that 2 tubes operate in standard conditions and 1 tube only lights up under emergency conditions.



Retrofit kit for light fixtures 690 mm and 1300 mm

Manufacturing material	Power (W)	Length (mm)	Nominal flux (lm) Tj=25° C	Output flux (lm) Tq=25° C	Version	Code
extra clear tempered glass	26	690	4100	3562	on-off	821184
	52	1300	8200	7072		821384

Accessories RINO fluorescent



Pairs of hooks for pendant mounting

Manufacturing material	Code
AISI 304 stainless steel	820001



Pair of adjustable supports for wall and ceiling installation

Manufacturing material	Code
AISI 304 stainless steel	820000



Pair of collars for installation on pipe

Manufacturing material	Code
AISI 304 stainless steel	820006



High-performance mirror-polished aluminium reflector

Length (mm)	Manufacturing material	For light fixture power (W)	Code
690	aluminium	18	820002
1300		36 - 54	820003



RINO light fixtures E27, G23



Body material	Aluminium alloy (EN 46100)
Surface treatment	Fluorozirconate passivation
Surface finish	Non-toxic polyester, anti UV, kiln-polymerised coating
Colour	RAL 7035
Diffuser material	Prismatic tempered glass
Protection rating	IP66
Impact resistance	IK07
Mounting system	Ready for wall installation
Ambient operating temperature	-40°C - +70°C
Ambient storage temperature	-50°C - +80°C
Lamp holder type	Type E27 in porcelain and type G23 in technopolymer
Insulation class	I
Supply voltage	230 V 0/50/60Hz
Type of power supply	M20 cable gland
Max. conductor cross-section	2.5 mm ²
Entry cable diameter	7 - 13 mm



DIRECTIVES

2014/30/EU (EMC)
2011/65/EU (RoHS)
2012/19/EU (WEEE)
2009/125/EC (ErP)
EU Reg. 2019/2020 (EcoDesign)

PRODUCT STANDARDS

EN 60598-1
EN 60598-2-1
EN 63000



RINO light fixtures E27, G23



Oval light fixtures in aluminium alloy

Power (W)	Dimensions (W)	Lamp holder type	Diffuser	No. of entries	Version	Code
60	199x112			1		831071
				2		831091
75	226x130	E27		1	without cage	831171
				2		831191
100	295x170			1		831271
				2		831291
5-7-9		G23		1		831914
60	199x112			1		831072
				2		831092
75	226x130	E27	glass	1	with steel cage	831172
				2		831192
100	295x170			1		831272
				2		831292
5-7-9		G23		1		831934
60	199x112			1		831075
				2		831095
75	226x130	E27		1	with embedded cage	831175
				2		831195
100	295x170			1		831275
				2		831295
5-7-9		G23		1		831954

Equipment included: internal earth screw and cable gland.
Features: E27 lamp holder in porcelain.



Round light fixtures in aluminium alloy

Power (W)	Dimensions (W)	Lamp holder type	Diffuser	No. of entries	Version	Code
75	200x182	E27	glass	1	without cage	830071
					with steel cage	830072

Equipment included: internal earth screw and cable gland.
Features: E27 lamp holder in porcelain.



Swann bayonet lamp holder

Manufacturing material	Code
brass	859412

Equipment included: fixing support.

LIGHT FIXTURES/LAMPS CORRESPONDENCE	Maximum power (W)		LED (W)	Luminous flux (lm)		Halogen (W)
	Ta = +50 °C	Ta = +70 °C*		warm white 3000K	neutral white 4000K	
		60		40	8.7	
	75	50	8.7	940	960	53
	100	75	13	1200	1250	72
	75	50	17	1530	1590	53



RINO cylindrical well glass fixtures E27



Cylindrical well glass fixtures
in aluminium alloy

Power (W)	Lamp holder type	Diffuser	No. of entries	Version	Code
60	E27	glass	1	ceiling-mounted	810071
75					810171
100					810271
60					812071
75					812171
100					812271
60				pendant mounting	811071
75					811171
100					811271
60					813071
75					813171
100					813271

Equipment included: cable gland.
Features: lamp holder in porcelain.



Cylindrical well glass fixture
in thermosetting GRP
with steel protective cage

Power (W)	Lamp holder type	Diffuser	No. of entries	Version	Code
60	E27	ribbed glass	1 M20	portable	814052

Equipment included: cable entry with 1 M20 cable gland and internal cable clamp.
Features: diffuser in ribbed clear glass. Lamp holder in porcelain.



Junction box
for ceiling installation Ø 62 mm

Manufacturing material	Code
aluminium alloy	812988

Equipment included: internal and external earth screw and cable gland.
Features: cover with M20 central threaded hole for the well glass fixture pendant-mounting tube.

LIGHT FIXTURES/LAMPS CORRESPONDENCE	Maximum power (W)		LED (W)
	Ta = +50 °C	Ta = +70 °C*	
	60	40	10
	75	50	11
	100	75	16



RINO well glass fixture bodies and accessories



Cylindrical well glass fixture bodies in aluminium alloy

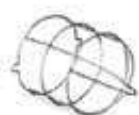
Power (W)	Lamp holder type	Diffuser	No. of entries	Version	Code
60	E27	glass	1	ceiling-mounted	810060
75					810100
100					810200
60					812060
75					812100
100					812200
60				pendant mounting	811060
75					811100
100					811200
60					813060
75					813100
100					813200

Equipment included : globe-holder ring, gasket, E27 safety lamp holder and cable gland.



Transparent diffusers

Manufacturing material	Max. power (W)	Code
clear ribbed glass	60	819012
	75	819112
	100	819212



Protection cages

Manufacturing material	Max. power (W)	Code
galvanised and tropicalised steel wire	60	819020
	75	819120
	100	819220



Coloured diffusers

Manufacturing material	Max. power (W)	Code	
smooth glass	60	transparent	850060
		blue	850061
		yellow	850062
		red	850063
	40	green	850064



Protection cages

Manufacturing material	Max. power (W)	Code
stainless steel wire	60	819022
	75	850172



Coloured diffusers

Manufacturing material	Max. power (W)	Code	
coloured polycarbonate	40	transparent	819015
		yellow	819017
		red	819018
		green	819019



Reflectors

Manufacturing material	Max. power (W)	Code
galvanised and oven-painted steel	60	819030
	75	819130
	100	819230



Swann bayonet lamp holder with fins

Manufacturing material	Type	Code
galvanised and oven-painted steel	B22d 4A 250C	859400





Atex

The Company has extensive experience in extreme environments where flammable materials, oxidising chemicals, salt solutions, acids and motor and vegetable oils are handled. Palazzoli is the absolute market leader in Atex products, explosion-proof equipment for high-risk environments. Power plants, chemical industries, oil platforms, military bases and refineries are just a few areas where lighting devices must prevent any propagation of sparks and ensure safe and reliable operation over time.



The Company has consolidated experience in extreme environments, where the presence of oxidising chemicals, saline solutions, acids and motor and vegetable oils has forged the products for which Palazzoli is the absolute market leader.

The IE regulatory system, in particular with the IEC 60079-10 series of standards, which establishes the basic rules for electrical installations in places where there is a danger of explosion due to the presence of both gas and combustible dust, with regard to the classification of hazardous areas, refers to a particular calculation model, called the IEC zone system.

This model is based on the determination of the probability of the formation of an explosive atmosphere and its persistence over time in the environments, which thus become fundamental parameters for the classification of hazardous areas.



Danger	Gases - vapours	Dusts
Permanent	ZONE 0	ZONE 20
Occasional	ZONE 1	ZONE 21
Not likely	ZONE 2	ZONE 22

Floodlights Page 365

Light fixtures Page 365

Pendant light fixtures Page 365

Traditional Page 365

META₁₅₀-EX

illuminates Marghera's Terminal Rinfuse





ATEX

PENDANT LED LIGHT FIXTURES



TIGUA-EX
zone 1, 2, 21, 22
5800 lm to 16550 lm
Page 385



XTIGUA-EX
zone 1, 2, 21, 22
17350 lm to 33100 lm
Page 387



META150-EX
zone 2, 21, 22
From 8580 lm to 19830 lm
Page 389

TRADITIONAL



RINO-EX
fluorescent
zone 1, 2, 21, 22
Page 391



RINO-EX
fluorescent
zone 2, 21, 22
Page 393



RINO-EX
E27
zone 22
Page 395

LED FLOODLIGHTS



TIGUA-EX
zone 1, 2, 21, 22
5800 lm to 16550 lm
Page 369



XTIGUA-EX
zone 1, 2, 21, 22
17350 lm to 33100 lm
Page 373



TIGUA-EX
zone 2, 21, 22
6300 lm to 18000 lm
Page 375



XTIGUA-EX
zone 2, 21, 22
19600 lm to 36900 lm
Page 377

LED LIGHT FIXTURES



RINOLED-EX
zone 1, 2, 21, 22
From 3400 lm to 12350 lm
Page 381



RINOLED-EX
zone 2, 21, 22
From 3560 lm to 9430 lm
Page 383

TIGUA-EX





TIGUA-EX floodlight - Zones 1, 2, 21, 22

4,000 K - 230,000 h

ADVANTAGES



1

The DALI power supply integrated in the TIGUA-EX body is resin-coated and certified for explosion hazardous environments. In the versions for zone 1 versions, the polycarbonate lenses are sealed onto the LED module by means of silicone resin.


The body is made of EN 44300 aluminium alloy with low copper content, with passivation treatment and painting that make it suitable for harsh environments, corrosion class C5-M / C4-H.

2




3

The optics are made from specialised lenses ensuring that the luminous flux is evenly distributed. A well-lit environment makes for a safer place.



4

TIGUA-EX's long service life is guaranteed by high-level electronic components, exclusive thermal management system, X-ray inspection of LED welds, 100% testing with 24-hour burn-in cycles, and Gore-Tex® anti-condensation breathing valve.





TIGUA-EX floodlight - Zones 1, 2, 21, 22

4,000 K - 230,000 h



7

YEARS OF WARRANTY

2 YEARS OPTIONALLY EXTENDABLE TO 7



DIRECTIVES

2014/30/EU (EMC)
2014/34/EU (ATEX)
2011/65/EU (RoHS)
2012/19/EU (WEEE)

PRODUCT STANDARDS

EN 55015
EN 60079-0
EN 60079-18
EN 60079-31
EN 60079-7
EN 60598-1
EN 60598-2-1
EN 60598-2-5
EN 60598-2-22
EN 61000-3-2
EN 61000-3-3
EN 61547
EN 62311
EN 62493
EN 62471
IEC/TR 62778
EN 63000

Atex execution - Gas	II 2G - Ex eb mb IICT4 Gb
Atex execution - Dust	II 2D - Ex tb IIICT 85 °C Db
Body material	Marine aluminium alloy (EN 44300)
Surface treatment	Fluorozirconate passivation
Surface finish	Non-toxic polyester, anti UV, kiln-polymerised coating
Colour	RAL 9005 Jet black
Diffuser material	Extra clear tempered glass
Protection rating	IP66
Impact resistance	7J (body) 4J (glass)
Corrosivity category	Equivalent to C5-M / C4-H
Mounting system	U bracket with adjustment range of -135° to 135°
Ambient operating temperature	-35 °C - +50 °C (-40 °C on request)
Ambient storage temperature	-40 °C - +70 °C
Actual efficacy of the device	Up to 115 lm/W
Colour temperature	4,000 K
Optics features	Non-ageing UV-resistant polycarbonate lenses sealed to the LED module by silicone resin
Colour rendering index according to EN 62717	CRI ≥ 80
Colour consistency	MacAdam 4-step
Photobiological risk	RG0 - Exempt Group (EN 62471)
Residual flicker	< 4%
Luminous flux maintenance	L90 B10 110,000h Tq= +40 °C L90 B10 230,000h Tq= +25 °C
Insulation class	I
Supply voltage	110-277 Vac/110-250 Vdc: 50 W/72 W/101 W 160-277 Vac/160-250 Vdc: 144W 0/50/60Hz
Surge protection	6 kV common mode and differential mode (IEC 61000-4-5)
Power factor	≥ 0.95
Type of power supply	Spring clamps and M20 cable gland
Max. conductor cross-section	1-2.5 mm ²
Entry cable diameter	10-14 mm

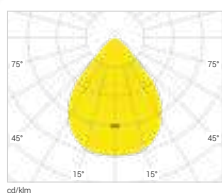
Versions with colour temperatures from 3000K to 6500K and ambient temperatures down to -40°C are also available.

TAISBOX-EX series junction boxes certified for zone 1, 2, 21, 22 complete with cable glands and terminals for larger cable diameters and/or in/out solutions are available on page 249.



TIGUA-EX floodlight - Zones 1, 2, 21, 22

4,000 K - 230,000 h

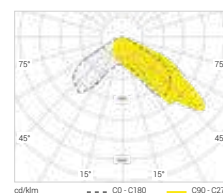


Symmetrical 81° extra wide beam optics

Power (W)	Nominal flux (lm)Tj=25 °C	Output flux (lm)Tq=25 °C	Max. ambient temperature (°C)	Version	Code
50	6980	5808	+50	DALI	817021EX
72	9950	8280	+40		817022EX
101	13950	11615	+50		817023EX
144	19850	16560	+40		817024EX

Equipment included: wall-mounting bracket.

Notes: The stated flux and power values may be subject to a +/- 7% tolerance.



Asymmetrical 50° extra wide beam optics

Power (W)	Nominal flux (lm)Tj=25 °C	Output flux (lm)Tq=25 °C	Max. ambient temperature (°C)	Version	Code
50	6980	5808	+50	DALI	817221EX
72	9950	8280	+40		817222EX
101	13950	11615	+50		817223EX
144	19850	16560	+40		817224EX

Equipment included: wall-mounting bracket.

Notes: The stated flux and power values may be subject to a +/- 7% tolerance.

Accessories TIGUA-EX



Protection guard

Manufacturing material	Code
galvanised steel	811911



Support for wall mounting with projecting arm – 750mm projection

Manufacturing material	Code
painted galvanised steel	811914



Universal mounting bracket for pole-top installation for 60 mm and 76 mm nominal pole Ø

Manufacturing material	Code
painted galvanised steel	811908



Kit consisting of collar and plate for 60 mm and 76 mm nominal Ø poles

Manufacturing material	Code
painted galvanised steel	811912

XTIGUA-EX





XTIGUA-EX floodlight - Zones 1, 2, 21, 22

4,000 K - 230,000 h

ADVANTAGES



1

The DALI power supply integrated in the XTIGUA-EX body is resin-coated and certified for explosion hazardous environments. In the versions for zone 1 versions, the polycarbonate lenses are sealed onto the LED module by means of silicone resin.

The body is made of EN 44300 aluminium alloy with low copper content, with passivation treatment and painting that make it suitable for harsh environments, corrosion class C5-M / C4-H.

2



3

The optics are made from specialised lenses ensuring that the luminous flux is evenly distributed. A well-lit environment makes for a safer place.

XTIGUA-EX's long service life is guaranteed by high-level electronic components, exclusive thermal management system, X-ray inspection of LED welds, 100% testing with 24-hour burn-in cycles, and Gore-Tex® anti-condensation breathing valve.

4





XTIGUA-EX floodlight - Zones 1, 2, 21, 22

4,000 K - 230,000 h



7

YEARS OF WARRANTY

2 YEARS OPTIONALLY EXTENDABLE TO 7



DIRECTIVES

2014/30/EU (EMC)
2014/34/EU (ATEX)
2011/65/EU (RoHS)
2012/19/EU (WEEE)

PRODUCT STANDARDS

EN 55015
EN 60079-0
EN 60079-18
EN 60079-31
EN 60079-7
EN 60598-1
EN 60598-2-1
EN 60598-2-5
EN 60598-2-22
EN 61000-3-2
EN 61000-3-3
EN 61547
EN 62311
EN 62493
EN 62471
IEC/TR 62778
EN 63000

Atex execution - Gas	II 2G - Ex eb mb IICT4 Gb
Atex execution - Dust	II 2D - Ex tb IIICT 85 °C Db
Body material	Marine aluminium alloy (EN 44300)
Surface treatment	Fluorozirconate passivation
Surface finish	Non-toxic polyester, anti UV, kiln-polymerised coating
Colour	RAL 9005 Jet black
Diffuser material	Extra clear tempered glass
Protection rating	IP66
Impact resistance according to IEC 60079-0	7J (body) 4J (glass)
Corrosivity category according to ISO 12944	Equivalent to C5-M / C4-H
Mounting system	U-bracket with adjustment range of -135° to +135°
Ambient operating temperature	-35 °C - +45 °C (-40 °C on request)
Ambient storage temperature	-40°C - +70°C
Actual efficacy of the device	Up to 115 lm/W
Colour temperature	4,000 K
Optics features	Non-ageing UV-resistant polycarbonate lenses sealed to the LED module by silicone resin
Colour rendering index according to EN 62717	CRI ≥ 80
Colour consistency	MacAdam 4-step
Photobiological risk	RG0 - Exempt Group (EN 62471)
Residual flicker	< 4%
Luminous flux maintenance	L90 B10 110,000h Tq= +40 °C L90 B10 230,000h Tq= +25 °C
Insulation class	I
Supply voltage	160-277 Vac/160-250 Vdc 0/50/60Hz
Surge protection	6 kV common mode and differential mode (IEC 61000-4-5)
Power factor	≥ 0.95
Type of power supply	Spring clamps and M20 cable gland
Max. conductor cross-section	1-2.5 mm ²
Entry cable diameter	10-14 mm

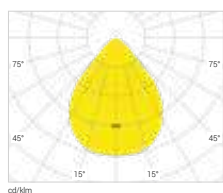
Versions with colour temperatures from 3000K to 6500K and ambient temperatures down to -40°C are also available.

TAISBOX-EX series junction boxes certified for zone 1, 2, 21, 22 complete with cable glands and terminals for larger cable diameters and/or in/out solutions are available on page 249.



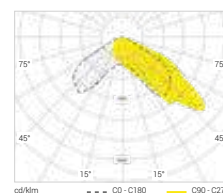
XTIGUA-EX floodlight - Zones 1, 2, 21, 22

4,000 K - 230,000 h



Symmetrical 81° extra wide beam optics

Power (W)	Nominal flux (lm)Tj=25 °C	Output flux (lm)Tq=25 °C	Max. ambient temperature (°C)	Version	Code
151	20900	17365	+45	DALI	818021EX
216	29800	24840	+40		818022EX
201	27800	23115	+35		818023EX
288	39800	33120	+30		818024EX

Equipment included: wall-mounting bracket.**Notes:** The stated flux and power values may be subject to a +/- 7% tolerance.

Asymmetrical 50° extra wide beam optics

Power (W)	Nominal flux (lm)Tj=25 °C	Output flux (lm)Tq=25 °C	Max. ambient temperature (°C)	Version	Code
151	20900	17365	+45	DALI	818221EX
216	29800	24840	+40		818222EX
201	27800	23115	+35		818223EX
288	39800	33120	+30		818224EX

Equipment included: wall-mounting bracket.**Notes:** The stated flux and power values may be subject to a +/- 7% tolerance.

Accessories XTIGUA-EX

Protection grid
for XTIGUA LED floodlights

Manufacturing material	Code
galvanised steel	818992

Cross beam
for pole-top installation
for 1 XTIGUA series floodlight

Manufacturing material	Code
painted galvanised steel	818990

Notes: cross beam suitable for mounting up to 2 floodlights.
The cross beam can be installed on \varnothing 60 to \varnothing 76 mm poles.Cross beam
for pole-top installation
for 2 or 4 XTIGUA series floodlights

Manufacturing material	Code
painted galvanised steel	818991

Notes: cross beam suitable for mounting up to 4 floodlights.
The cross beam can be installed on \varnothing 60 to \varnothing 76 mm poles.



TIGUA-EX floodlight - Zones 2, 21, 22

4,000 K - 230,000 h



7

YEARS OF WARRANTY

2 YEARS OPTIONALLY EXTENDABLE TO 7



DIRECTIVES

2014/30/EU (EMC)
2014/34/EU (ATEX)
2011/65/EU (RoHS)
2012/19/EU (WEEE)

PRODUCT STANDARDS

EN 55015
EN 60079-0
EN 60079-18
EN 60079-31
EN 60079-7
EN 60598-1
EN 60598-2-1
EN 60598-2-5
EN 60598-2-22
EN 61000-3-2
EN 61000-3-3
EN 61547
EN 62311
EN 62493
EN 62471
IEC/TR 62778
EN 63000

Atex execution - Gas	II 3G - Ex ec mc IICT4 Gc
Atex execution - Dust	II 2D - Ex tb IIICT 85 °C Db
Body material	Marine aluminium alloy (EN 44300)
Surface treatment	Fluorozirconate passivation
Surface finish	Non-toxic polyester, anti UV, kiln-polymerised coating
Colour	RAL 9005 Jet black
Diffuser material	Extra clear tempered glass
Protection rating	IP66
Impact resistance according to IEC 60079-0	7J (body) 4J (glass)
Corrosivity category according to ISO 12944	Equivalent to C5-M / C4-H
Mounting system	U-bracket with adjustment range of -135° to +135°
Ambient operating temperature	-35 °C - +50 °C (-40 °C on request)
Ambient storage temperature	-40°C - +70°C
Actual efficacy of the device	Up to 125 lm/W
Colour temperature	4,000 K
Optics features	Non-ageing, UV-resistant PMMA lenses with >90% efficiency and >95% transparency
Colour rendering index according to EN 62717	CRI ≥ 70
Colour consistency	MacAdam 4-step
Photobiological risk	RGO - Exempt Group (EN 62471)
Residual flicker	< 4%
Luminous flux maintenance	L90 B10 110,000h Tq= +40 °C L90 B10 230,000h Tq= +25 °C
Insulation class	I
Supply voltage	110-277 Vac/110-250 Vdc: 50 W/72 W/101 W 160-277 Vac/160-250 Vdc: 144W 0/50/60Hz
Surge protection	6 kV common mode and differential mode (IEC 61000-4-5)
Power factor	≥ 0.95
Type of power supply	Spring clamps and M20 cable gland
Max. conductor cross-section	1-2.5 mm ²
Entry cable diameter	10-14 mm

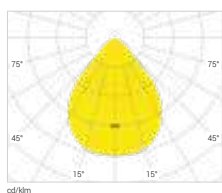
Versions with dedicated optics, colour temperatures from 3000K to 6500K and ambient temperatures down to -40°C are also available.

TAISBOX-EX series junction boxes certified for zone 1, 2, 21, 22 complete with cable glands and terminals for larger cable diameters and/or in/out solutions are available on page 249.



TIGUA-EX floodlight - Zones 2, 21, 22

4,000 K - 230,000 h

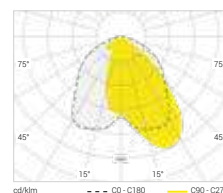


Symmetrical 81° extra wide beam optics

Power (W)	Nominal flux (lm)Tj=25 °C	Output flux (lm)Tq=25 °C	Max. ambient temperature (°C)	Version	Code
50	7600	6312	+50	DALI	837021EX
72	10800	9000	+40		837022EX
101	15150	12625	+50		837023EX
144	21600	18000	+40		837024EX

Equipment included: wall-mounting bracket.

Notes: The stated flux and power values may be subject to a +/- 7% tolerance.



Asymmetrical 23° extra wide beam optics

Power (W)	Nominal flux (lm)Tj=25 °C	Output flux (lm)Tq=25 °C	Max. ambient temperature (°C)	Version	Code
50	7600	6312	+50	DALI	837221EX
72	10800	9000	+40		837222EX
101	15150	12625	+50		837223EX
144	21600	18000	+40		837224EX

Equipment included: wall-mounting bracket.

Notes: The stated flux and power values may be subject to a +/- 7% tolerance.

Accessories TIGUA-EX



Protection guard

Manufacturing material	Code
galvanised steel	811911



Support for wall mounting with projecting arm – 750mm projection

Manufacturing material	Code
painted galvanised steel	811914



Universal mounting bracket for pole-top installation for 60 mm and 76 mm nominal pole Ø

Manufacturing material	Code
painted galvanised steel	811908



Kit consisting of collar and plate for 60 mm and 76 mm nominal Ø poles

Manufacturing material	Code
painted galvanised steel	811912



XTIGUA-EX floodlight - Zones 2, 21, 22

4,000 K - 230,000 h



7

YEARS OF WARRANTY

2 YEARS OPTIONALLY EXTENDABLE TO 7



DIRECTIVES

2014/30/EU (EMC)
2014/34/EU (ATEX)
2011/65/EU (RoHS)
2012/19/EU (WEEE)

PRODUCT STANDARDS

EN 55015
EN 60079-0
EN 60079-18
EN 60079-31
EN 60079-7
EN 60598-1
EN 60598-2-1
EN 60598-2-5
EN 60598-2-22
EN 61000-3-2
EN 61000-3-3
EN 61547
EN 62311
EN 62493
EN 62471
IEC/TR 62778
EN 63000

Atex execution - Gas	II 3G - Ex ec mc IIC T4 Gc
Atex execution - Dust	II 2D - Ex tb IIIC T 85 °C Db
Body material	Marine aluminium alloy (EN 44300)
Surface treatment	Fluorozirconate passivation
Surface finish	Non-toxic polyester, anti UV, kiln-polymerised coating
Colour	RAL 9005 Jet black
Diffuser material	Extra clear tempered glass
Protection rating	IP66
Impact resistance according to IEC 60079-0	7J (body) 4J (glass)
Corrosivity category according to ISO 12944	Equivalent to C5-M / C4-H
Mounting system	U-bracket with adjustment range of -135° to +135°
Ambient operating temperature	-35 °C - +45 °C (-40 °C on request)
Ambient storage temperature	-40°C - +70°C
Actual efficacy of the device	Up to 130 lm/W
Colour temperature	4,000 K
Optics features	Non-ageing, UV-resistant PMMA lenses with >90% efficiency and >95% transparency
Colour rendering index according to EN 62717	CRI ≥ 70
Colour consistency	MacAdam 4-step
Photobiological risk	RG0 - Exempt Group (EN 62471)
Residual flicker	< 4%
Luminous flux maintenance	L90 B10 110,000h Tq= +40 °C L90 B10 230,000h Tq= +25 °C
Insulation class	I
Supply voltage	160-277 Vac/110-250 Vdc 0/50/60Hz
Surge protection	6 kV common mode and differential mode (IEC 61000-4-5)
Power factor	≥ 0.95
Type of power supply	Spring clamps and M20 cable gland
Max. conductor cross-section	1-2.5 mm ²
Entry cable diameter	10-14 mm

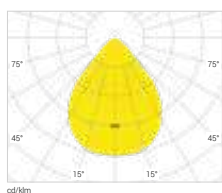
Versions with dedicated optics, colour temperatures from 3000K to 6500K and ambient temperatures down to -40°C are also available.

TAISBOX-EX series junction boxes certified for zone 1, 2, 21, 22 complete with cable glands and terminals for larger cable diameters and/or in/out solutions are available on page 249.



XTIGUA-EX floodlight - Zones 2, 21, 22

4,000 K - 230,000 h

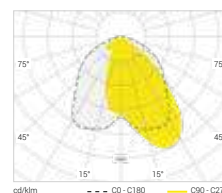


Symmetrical 81° extra wide beam optics

Power (W)	Nominal flux (lm)Tj=25 °C	Output flux (lm)Tq=25 °C	Max. ambient temperature (°C)	Version	Code
151	23600	19630	+45	DALI	838021EX
216	33200	27648	+40		838022EX
201	31500	26208	+35		838023EX
288	44300	36864	+30		838024EX

Equipment included: wall-mounting bracket.

Notes: The stated flux and power values may be subject to a +/- 7% tolerance.



Asymmetrical 23° extra wide beam optics

Power (W)	Nominal flux (lm)Tj=25 °C	Output flux (lm)Tq=25 °C	Max. ambient temperature (°C)	Version	Code
151	23600	19630	+45	DALI	838221EX
216	33200	27648	+40		838222EX
201	31500	26208	+35		838223EX
288	44300	36864	+30		838224EX

Equipment included: wall-mounting bracket.

Notes: The stated flux and power values may be subject to a +/- 7% tolerance.

Accessories X-TIGUA-EX



Protection grid for XTIGUA LED floodlights

Manufacturing material	Code
galvanised steel	818992



Cross beam for pole-top installation for 1 XTIGUA series floodlight

Manufacturing material	Code
painted galvanised steel	818990

Notes: cross beam suitable for mounting up to 2 floodlights. The cross beam can be installed on \varnothing 60 to \varnothing 76 mm poles.



Cross beam for pole-top installation for 2 or 4 XTIGUA series floodlights

Manufacturing material	Code
painted galvanised steel	818991

Notes: cross beam suitable for mounting up to 4 floodlights. The cross beam can be installed on \varnothing 60 to \varnothing 76 mm poles.

RINOLED-EX





RINOLED-EX 690 mm and 1300 mm - Zones 1, 2, 21, 22

ADVANTAGES



1

The light fixture is ATEX-certified by a third party for zone 1, 2, 21, 22. The driver placed inside it is resin-coated and suitable for highly explosive environments. In the versions for zone 1, the LED board is sealed with silicone resin.

The stainless steel casing and the special silicone seal guarantee high resistance to corrosion and aggressive atmospheres.

2



The possibility of special solutions makes the light fixture suitable for installation in any environment, whether with very high temperatures (up to +60 °C) or very low temperatures (down to -40 °C). The fastening system with eyebolts enables the device to be mounted to the ceiling without opening it.

3



The extra wide beam, narrow beam and comfort optics use specialist lenses with a glare index of UGR<22.

4





RINOLED-EX light fixture 690 mm and 1300 mm - Zones 1, 2, 21, 22



Atex execution - Gas	II 2G - Ex eb mb IIC T6/T5 Gb
Atex execution - Dust	II 2D - Ex tb IIIC T 85 °C Db
Body material	AISI 304 stainless steel
Surface treatment	Natural finish
Diffuser material	Extra clear tempered glass
Protection rating	IP65
Impact resistance according to IEC 60079-0	7J (body) 4J (glass)
Corrosivity category	Equivalent to C5-H
Mounting system	Pair of eyebolts in AISI 304 stainless steel
Ambient operating temperature	-35 °C - +60 °C (-40 °C on request) 0 °C - +45 °C (emergency versions)
Ambient storage temperature	-40°C - +75°C -20°C - +60°C (emergency versions)
Actual efficacy of the device	Up to 148 lm/W
Colour temperature	4,000 K
Optics features	Anti-ageing- and UV-resistant silicone resin with > 95% efficiency
Colour rendering index values	CRI ≥ 80
Photobiological risk	RG0 - Exempt Group (EN 62471)
Residual flicker	< 4%
Luminous flux maintenance	L80 B10 @90,000h Tq= +25 °C
Emergency battery lifetime	1h-3h
Emergency battery charging time	24h
Insulation class	I
Supply voltage	220-240V ~ - 180-240Vcc 110-277 Vac/110-250 Vdc (DALI) 0/50/60Hz
Surge protection	6 kV common mode and differential mode (IEC 61000-4-5)
Power factor	≥ 0.95
Type of power supply	Spring clamps and M20 cable gland
Max. conductor cross-section	1-2.5 mm ²
Entry cable diameter	10 - 14 mm

7

YEARS OF WARRANTY

2 YEARS OPTIONALLY EXTENDABLE TO 7



DIRECTIVES

2014/30/EU (EMC)
2014/34/EU (ATEX)
2011/65/EU (RoHS)
2012/19/EU (WEEE)

PRODUCT STANDARDS

EN 55015
EN 60079-0
EN 60079-18
EN 60079-31
EN 60079-7
EN 60598-1
EN 60598-2-1
EN 60598-2-22
EN 61000-3-2
EN 61000-3-3
EN 61547
EN 62311
EN 62493
EN 62471
IEC/TR 62778
EN 63000

Feed-through wiring versions are also available, in AISI 316L stainless steel and with colour temperatures from 3000K to 6500K.

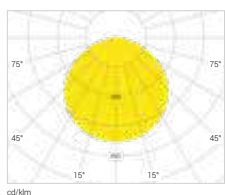
TAISBOX-EX series junction boxes certified for zone 1, 2, 21, 22 complete with cable glands and terminals for larger cable diameters and/or in/out solutions are available on page 249.



RINOLED-EX light fixture Zones 1, 2, 21, 22

690 mm 4,000 K - 90,000 h

1300 mm 4,000 K - 90,000 h



Symmetrical 110° extra wide beam optics

Power (W)	Nominal flux (lm)Tj=25° C	Output flux (lm)Tq=25° C	Max. ambient temperature (°C)	Version	Code
-----------	---------------------------	--------------------------	-------------------------------	---------	------

AISI 304 stainless steel

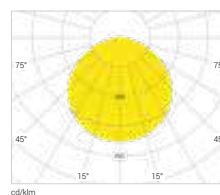
23	4080	3400	+60		821172EX
36	6200	5180	+50	on-off	821272EX
56	9450	7870	+45		821372EX
71	11550	9623	+35		821472EX

Emergency

36	6200	5180 967 in EM	+45	on-off emergency 1h	821270EX
71	11550	9623 912 in EM	+35		821470EX
36	6200	5180 420 in EM	+45	on-off emergency 3h	821273EX
71	11550	9623 414 in EM	+35		821473EX

Equipment included: pair of eyebolts in AISI 304 stainless steel for pendant mounting.

Notes: The stated flux and power values may be subject to a +/- 7% tolerance.



Symmetrical 110° extra wide beam optics

Power (W)	Nominal flux (lm)Tj=25° C	Output flux (lm)Tq=25° C	Max. ambient temperature (°C)	Version	Code
-----------	---------------------------	--------------------------	-------------------------------	---------	------

AISI 304 stainless steel

47	8200	6831	+60		821572EX
71	11690	9736	+45	on-off	821672EX
86	14800	12353	+45	DALI	821772EX

Emergency

71	11690	9736 925 in EM		on-off emergency 1h	821670EX
86	14800	12353 930 in EM			821770EX
71	11690	9736 420 in EM	+45	on-off emergency 3h	821673EX
86	14800	12353 400 in EM			821773EX

Equipment included: pair of eyebolts in AISI 304 stainless steel for pendant mounting.

Notes: The stated flux and power values may be subject to a +/- 7% tolerance.

Accessories RINO LED-EX on page 391



RINOLED-EX light fixture 690 mm and 1300 mm - Zones 2, 21, 22



7

YEARS OF WARRANTY

2 YEARS OPTIONALLY EXTENDABLE TO 7



DIRECTIVES

2014/30/EU (EMC)
2014/34/EU (ATEX)
2011/65/EU (RoHS)
2012/19/EU (WEEE)

PRODUCT STANDARDS

EN 55015
EN 60079-0
EN 60079-18
EN 60079-31
EN 60079-7
EN 60598-1
EN 60598-2-1
EN 60598-2-22
EN 61000-3-2
EN 61000-3-3
EN 61547
EN 62311
EN 62493
EN 62471
IEC/TR 62778
EN 63000

Atex execution - Gas	II 3G - Ex ec mc IICT6/T5 Gc
Atex execution - Dust	II 2D - Ex tb IIIC T 85 °C Db
Body material	AISI 304 stainless steel Painted galvanised steel
Surface finish	Non-toxic polyester, anti UV, kiln-polymerised coating
Colour	White RAL 9016
Diffuser material	Extra clear tempered glass
Protection rating	IP65
Impact resistance according to IEC 60079-0	7J (body) 4J (glass)
Corrosivity category	Equivalent to C5-H AISI 304 stainless steel
Mounting system	Pair of eyebolts in AISI 304 stainless steel
Ambient operating temperature	-35 °C - +55 °C (-40 °C on request) 0 °C - +45 °C (emergency versions)
Ambient storage temperature	-40°C - +70°C -30 °C - +50 °C (emergency versions)
Actual efficacy of the device	Up to 137 lm/W
Colour temperature	4,000 K
Optics features	Non-ageing, UV-resistant PMMA lenses with >90% efficiency and >95% transparency
Colour rendering index values	CRI ≥ 80
Colour consistency	MacAdam 3-step
Photobiological risk	RGO - Exempt Group (EN 62471)
Residual flicker	< 4%
Luminous flux maintenance	L80 B10 @50,000 h Tq= +25 °C
Emergency battery lifetime	1h-3h
Emergency battery charging time	24h
Insulation class	I
Supply voltage	220-240V~ - 180-240Vcc 0/50/60Hz
Surge protection	6 kV common mode and differential mode (IEC 61000-4-5)
Power factor	≥ 0.95
Type of power supply	Spring clamps and M20 cable gland
Max. conductor cross-section	1-2.5 mm ²
Entry cable diameter	10 - 14 mm

Versions are also available with ambient temperatures down to -40 °C and up to +60 °C; with feed-through wiring, in AISI 316L stainless steel and with colour temperatures from 3000K to 6500K.

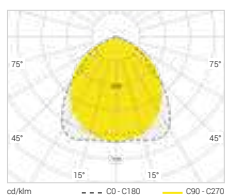
TAISBOX-EX series junction boxes certified for zone 1, 2, 21, 22 complete with cable glands and terminals for larger cable diameters and/or in/out solutions are available on page 249.



RINOLED-EX light fixture 690 mm and 1300 mm - Zones 2, 21, 22

690 mm 4,000 K - 50,000 h

1,300 mm 4,000 K - 50,000 h



88° symmetrical optics

Power (W)	Nominal flux (lm) _{Tj=25° C}	Output flux (lm) _{Tq=25° C}	Max. ambient temperature (°C)	Version	Code
-----------	---------------------------------------	--------------------------------------	-------------------------------	---------	------

AISI 304 stainless steel

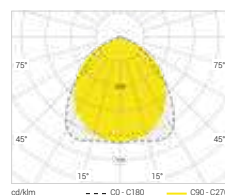
26	4100	3562	+55	on-off	821192EX
38	6133	5130			821292EX

Emergency

38	4100	3562 770 in EM	+45	on-off emergency	821190EX
71	6133	5130 940 in EM		1h	821290EX
26	4100	3562 770 in EM	+45	on-off emergency	821193EX
38	6133	5130 940 in EM		3h	821293EX

Painted galvanised steel

26	4100	3562	+55	on-off	841192EX
38	6133	5130			841292EX



88° symmetrical optics

Power (W)	Nominal flux (lm) _{Tj=25° C}	Output flux (lm) _{Tq=25° C}	Max. ambient temperature (°C)	Version	Code
-----------	---------------------------------------	--------------------------------------	-------------------------------	---------	------

AISI 304 stainless steel

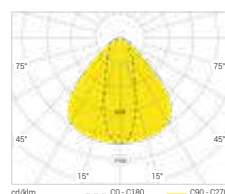
52	8200	7072	+55	on-off	821392EX
75	12260	10050			821492EX

Emergency

52	8200	7072 940 in EM	+45	on-off emergency	821390EX
75	12260	10050 940 in EM		1h	821490EX
52	8200	7072 940 in EM	+45	on-off emergency	821393EX
75	12260	10050 940 in EM		3h	821493EX

Painted galvanised steel

52	8200	7072	+55	on-off	841392EX
75	12260	10050			841492EX



Narrow beam optics 30°x90°

Power (W)	Nominal flux (lm) _{Tj=25° C}	Output flux (lm) _{Tq=25° C}	Max. ambient temperature (°C)	Version	Code
-----------	---------------------------------------	--------------------------------------	-------------------------------	---------	------

AISI 304 stainless steel

52	8200	6500	+55	on-off	820392EX
75	12260	9525			820492EX

Painted galvanised steel

52	8200	6500	+55	on-off	840392EX
75	12260	9525			840492EX

Equipment included: pair of AISI 304 stainless steel eyebolts for pendant mounting.
Notes: The stated flux and power values may be subject to a +/- 7% tolerance.

Accessories RINO LED-EX on page 391



TIGUA-EX pendant light fixture - Zones 1, 2, 21, 22

4,000 K - 230,000 h



7

YEARS OF WARRANTY

2 YEARS OPTIONALLY EXTENDABLE TO 7



DIRECTIVES

2014/30/EU (EMC)
2014/34/EU (ATEX)
2011/65/EU (RoHS)
2012/19/EU (WEEE)

PRODUCT STANDARDS

EN 55015
EN 60079-0
EN 60079-18
EN 60079-31
EN 60079-7
EN 60598-1
EN 60598-2-1
EN 60598-2-5
EN 60598-2-22
EN 61000-3-2
EN 61000-3-3
EN 61547
EN 62311
EN 62493
EN 62471
IEC/TR 62778
EN 63000

Atex execution - Gas	II 2G - Ex eb mb IICT4 Gb
Atex execution - Dust	II 2D - Ex tb IIICT 85 °C Db
Body material	Marine aluminium alloy (EN 44300)
Surface treatment	Fluorozirconate passivation
Surface finish	Non-toxic polyester, anti UV, kiln-polymerised coating
Colour	RAL 9005 Jet black
Diffuser material	Extra clear tempered glass
Protection rating	IP66
Impact resistance	7J (body) 4J (glass)
Corrosivity category	Equivalent to C5-M / C4-H
Mounting system	Pendant mounting
Ambient operating temperature	-35 °C - +50 °C (-40 °C on request)
Ambient storage temperature	-40°C - +70°C
Actual efficacy of the device	Up to 115 lm/W
Colour temperature	4,000 K
Optics features	Non-ageing UV-resistant polycarbonate lenses sealed to the LED module by silicone resin
Colour rendering index according to EN 62717	CRI ≥ 80
Colour consistency	MacAdam 4-step
Photobiological risk	RGO - Exempt Group (EN 62471)
Residual flicker	< 4%
Luminous flux maintenance	L90 B10 110,000h Tq= +40 °C L90 B10 230,000h Tq= +25 °C
Insulation class	I
Supply voltage	110-277 Vac/110-250 Vdc: 50 W/72 W/101 W 160-277 Vac/160-250 Vdc: 144W 0/50/60Hz
Surge protection	6 kV common mode and differential mode (IEC 61000-4-5)
Power factor	≥ 0.95
Type of power supply	Spring clamps and M20 cable gland
Max. conductor cross-section	1-2.5 mm ²
Entry cable diameter	10-14 mm

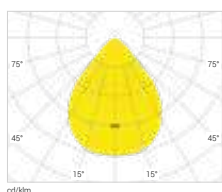
Versions with colour temperatures from 3000K to 6500K and ambient temperatures down to -40°C are also available.

TAISBOX-EX series junction boxes certified for zone 1, 2, 21, 22 complete with cable glands and terminals for larger cable diameters and/or in/out solutions are available on page 249.



TIGUA-EX pendant light fixture - Zones 1, 2, 21, 22

4,000 K - 230,000 h



Symmetrical 81° extra wide beam optics

Power (W)	Nominal flux (lm) _{Tj=25 °C}	Output flux (lm) _{Tq=25 °C}	Max. ambient temperature (°C)	Version	Code
50	6980	5808	+50	DALI	817031EX
72	9950	8280	+40		817032EX
101	13950	11615	+50		817033EX
144	19850	16560	+40		817034EX

Equipment included: double chain bracket and busbar.

Notes: Recommended installation height: between 4 m and 7 m.
The stated flux and power values may be subject to a +/- 7% tolerance.

Accessories TIGUA-EX



0 - 90° adjustable connection for catenary wire installation

Manufacturing material	Code
galvanised steel	811921



Swivelling connection 0 - 90° for double chain and busbar installation

Manufacturing material	Code
galvanised steel	811919



Kit with bracket for ceiling installation

Manufacturing material	Code
galvanised steel	811916



Set of brackets for installation with 60 mm Ø pole

Manufacturing material	Code
galvanised steel	811920



XTIGUA-EX pendant light fixtures - Zone 1, 2, 21, 22

4,000 K - 230,000 h



7

YEARS OF WARRANTY

2 YEARS OPTIONALLY EXTENDABLE TO 7



DIRECTIVES

2014/30/EU (EMC)
2014/34/EU (ATEX)
2011/65/EU (RoHS)
2012/19/EU (WEEE)

PRODUCT STANDARDS

EN 55015
EN 60079-0
EN 60079-18
EN 60079-31
EN 60079-7
EN 60598-1
EN 60598-2-1
EN 60598-2-5
EN 60598-2-22
EN 61000-3-2
EN 61000-3-3
EN 61547
EN 62311
EN 62493
EN 62471
IEC/TR 62778
EN 63000

Atex execution - Gas	II 2G - Ex eb mb IICT4 Gb
Atex execution - Dust	II 2D - Ex tb IIICT 85 °C Db
Body material	Marine aluminium alloy (EN 44300)
Surface treatment	Fluorozirconate passivation
Surface finish	Non-toxic polyester, anti UV, kiln-polymerised coating
Colour	RAL 9005 Jet black
Diffuser material	Extra clear tempered glass
Protection rating	IP66
Impact resistance	7J (body) 4J (glass)
Corrosivity category	Equivalent to C5-M / C4-H
Mounting system	Pendant mounting
Ambient operating temperature	-35 °C - +50 °C (-40 °C on request)
Ambient storage temperature	-40°C - +70°C
Actual efficacy of the device	Up to 115 lm/W
Colour temperature	4,000 K
Optics features	Non-ageing UV-resistant polycarbonate lenses sealed to the LED module by silicone resin
Colour rendering index according to EN 62717	CRI ≥ 80
Colour consistency	MacAdam 4-step
Photobiological risk	RGO - Exempt Group (EN 62471)
Residual flicker	< 4%
Luminous flux maintenance	L90 B10 110,000h Tq= +40 °C L90 B10 230,000h Tq= +25 °C
Insulation class	I
Supply voltage	160-277 Vac/160-250 Vdc 0/50/60Hz
Surge protection	6 kV common mode and differential mode (IEC 61000-4-5)
Power factor	≥ 0.95
Type of power supply	Spring clamps and M20 cable gland
Max. conductor cross-section	1-2.5 mm ²
Entry cable diameter	10-14 mm

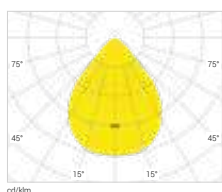
Versions with colour temperatures from 3000K to 6500K and ambient temperatures down to -40°C are also available.

TAISBOX-EX series junction boxes certified for zone 1, 2, 21, 22 complete with cable glands and terminals for larger cable diameters and/or in/out solutions are available on page 249.



XTIGUA-EX pendant light fixtures - Zone 1, 2, 21, 22

4,000 K - 230,000 h



Symmetrical 81° extra wide beam optics

Power (W)	Nominal flux (lm)Tj=25 °C	Output flux (lm)Tq=25 °C	Max. ambient temperature (°C)	Version	Code
151	20900	17365	+45	DALI	818031EX
216	29800	24840	+40		818032EX
201	27800	23115	+35		818033EX
288	39800	33120	+30		818034EX

Equipment included: double chain bracket and busbar.
Recommended installation height: between 9 m and 15 m.
The stated flux and power values may be subject to a +/- 7% tolerance.



Adjustable connection 0 - 90°
for double chain installation

Manufacturing material	Code
galvanised steel	819994

X-TIGUA-EX

illuminates the Marcegaglia factory in Ravenna





META₁₅₀-EX pendant light fixture - Zones 2, 21, 22

4,000 K - 230,000 h



7

YEARS OF WARRANTY

2 YEARS OPTIONALLY EXTENDABLE TO 7



DIRECTIVES

2014/30/EU (EMC)
2014/34/EU (ATEX)
2011/65/EU (RoHS)
2012/19/EU (WEEE)

PRODUCT STANDARDS

EN 55015
EN 60079-0
EN 60079-18
EN 60079-31
EN 60079-7
EN 60598-1
EN 60598-2-1
EN 60598-2-5
EN 60598-2-22
EN 61000-3-2
EN 61000-3-3
EN 61547
EN 62311
EN 62493
EN 62471
IEC/TR 62778
EN 63000

Atex execution - Gas	II 3G - Ex ec mc IICT5 Gc
Atex execution - Dust	II 2D - Ex tb IIICT 85 °C Db
Body material	Aluminium alloy (EN 46100)
Surface treatment	Fluorozirconate passivation
Surface finish	Non-toxic polyester, anti UV, kiln-polymerised coating
Colour	RAL 9005 Jet black
Diffuser material	Extra clear tempered glass
Protection rating	IP66
Impact resistance	7J (body) 4J (glass)
Corrosivity category	Equivalent to C4-M / C3-H
Mounting system	Pendant mounting
Ambient operating temperature	-35 °C - +40 °C (-40 °C - +50 °C on request)
Ambient storage temperature	-40°C - +70°C
Actual efficacy of the device	Up to 148 lm/W
Colour temperature	4,000 K
Optics features	Non-aging UV-resistant polycarbonate lenses with > 90% efficiency and > 95% transparency
Colour rendering index according to EN 62717	CRI ≥ 80
Colour consistency	MacAdam 3-step
Photobiological risk	RGO - Exempt Group (EN 62471)
Residual flicker	< 4%
Luminous flux maintenance	L90 B10 110,000h Tq= +40 °C L90 B10 230,000h Tq= +25 °C
Insulation class	I
Supply voltage	220 V-240 V 60 W 110-277 Vac/110-250 Vdc: 97W 160-277 Vac/160-250 Vdc: 112 W/134 W 0/50/60Hz
Surge protection	6 kV common mode and differential mode (IEC 61000-4-5)
Power factor	≥ 0.95
Type of power supply	Spring clamps and M20 cable gland
Max. conductor cross-section	1-2.5 mm ²
Entry cable diameter	10-14 mm

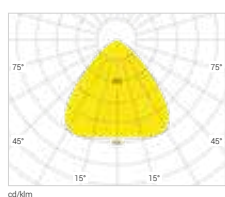
Versions with colour temperatures from 3000K to 6500K and ambient temperatures up to +50 °C are also available.

TAISBOX-EX series junction boxes certified for zone 1, 2, 21, 22 complete with cable glands and terminals for larger cable diameters and/or in/out solutions are available on page 249.



META₁₅₀-EX pendant light fixture - Zones 2, 21, 22

4,000 K - 230,000 h



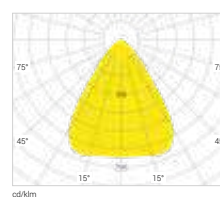
Extra wide beam optics, comfort 90°

Power (W)	Nominal flux (lm)Tj=25 °C	Output flux (lm)Tq=25 °C	Max. ambient temperature (°C)	Version	Code
60	10296	8748	+50	on-off	810430EX
97	17227	14356			810440EX
112	20300	16576	+40	DALI	810450EX
134	24200	19832			810460EX

Equipment included: quick connection for pendant mounting.

Notes: Recommended installation height: between 5 m and 8 m.

The stated flux and power values may be subject to a +/- 7% tolerance.



75° medium beam optics

Power (W)	Nominal flux (lm)Tj=25 °C	Output flux (lm)Tq=25 °C	Max. ambient temperature (°C)	Version	Code
60	10296	8580	+50	on-off	810431EX
97	17227	14065			810441EX
112	20300	16352	+40	DALI	810451EX
134	24200	19564			810461EX

Equipment included: quick connection for pendant mounting.

Notes: Recommended installation height: between 5 m and 8 m.

The stated flux and power values may be subject to a +/- 7% tolerance.

Accessories META₁₅₀-EX



Adjustable bracket for wall installation poles and light towers

Manufacturing material	Code
galvanised steel	810999



0-90° swivelling attachment for double chain and busbar installation

Manufacturing material	Code
galvanised steel	810996



Bracket for ceiling installation

Manufacturing material	Code
galvanised steel	810998



Catenary wire installation bracket 0-90° adjustable

Manufacturing material	Code
galvanised steel	810994



Bracket for double chain and busbar installation

Manufacturing material	Code
galvanised steel	810997



Bracket for installation with Ø 60 mm pole

Manufacturing material	Code
galvanised steel	810995



RINO-EX fluorescent - Zones 1, 2, 21, 22



Atex execution - Gas	II 2G - Ex e mb IICT4 Gb
Atex execution - Dust	II 2D - Ex tb IIIC T 70 °C Db
Body material	AISI 304 stainless steel
Surface treatment	Natural finish
Diffuser material	Extra clear tempered glass
Protection rating	IP66
Impact resistance	7J (body) 4J (glass)
Corrosivity category	Equivalent to C5-H
Mounting system	Provided with 2 M8 threaded holes
Ambient operating temperature	-40 °C - +55 °C
Ambient storage temperature	-40°C - +70°C
Lamp holder type	G13 T8 preventing the unhooking
Insulation class	I
Supply voltage	110V - 230V -240 V 0/50/60Hz
Power factor	> 0.97
Type of power supply	Spring clamps and M20 cable gland
Max. conductor cross-section	1-2.5 mm ²
Entry cable diameter	10 - 14 mm



DIRECTIVES

2014/30/EU (EMC)
2014/34/EU (ATEX)
2011/65/EU (RoHS)
2012/19/EU (WEEE)

PRODUCT STANDARDS

EN 55015
EN 60079-0
EN 60079-18
EN 60079-31
EN 60079-7
EN 60598-1
EN 60598-2-1
EN 61000-3-2
EN 61000-3-3
EN 61547
EN 62311
EN 62493
EN 63000



RINO-EX fluorescent - Zones 1, 2, 21, 22



Light fixtures
in AISI 304 stainless steel

Length (mm)	Power (W)	Tube type	Max. ambient temperature (°C)	Reflector	Version	Code
690	1x18	T8	+55	white	on-off	822181EX
	2x18					822182EX
1300	1x36					822281EX
	2x36					822282EX

Features: fluorescent tubes are not included.
Light fixture predisposed with 2+1 M20 holes for in-out connection.
2 M8 threaded holes for fixing the accessories.

Accessories RINO -EX fluorescent



Pair of adjustable supports
for wall or ceiling installation

Manufacturing material	Code
AISI 304 stainless steel	820010



Pairs of hooks
for pendant mounting

Manufacturing material	Code
AISI 304 stainless steel	820011



Pair of collars
for mounting steel light fixtures
on tube

Manufacturing material	Code
AISI 304 stainless steel	820016



Pairs of "V" supports
for ceiling installation

Manufacturing material	Code
AISI 304 stainless steel	820017



Pendant mounting
and ceiling adaptation kit

Manufacturing material	Code
AISI 304 stainless steel	820018

Note: in the case of relamping, the adapter kit enables to adjust the fixing distances of the light fixture to those already present in the system.



Quick fastening kit
for ceiling mounting

Manufacturing material	Code
AISI 304 stainless steel	820019



RINO-EX fluorescent - Zones 2, 21, 22



Atex execution - Gas	II 3G - Ex nA IICT4 Gc
Atex execution - Dust	II 2D - Ex tb IIIC T 85 °C Db
Body material	AISI 304 stainless steel
Surface treatment	Natural finish
Diffuser material	Extra clear tempered glass
Protection rating	IP66
Impact resistance	7J (body) 4J (glass)
Corrosivity category	Equivalent to C5-H
Mounting system	Pair of AISI 304 stainless steel hooks
Ambient operating temperature	-20 °C - +40 °C (2 tubes) -20 °C - +50 °C (1 tube)
Ambient storage temperature	-40°C - +70°C
Lamp holder type	G13 T8
Insulation class	I
Rated voltage	230V 50/60Hz
Power factor	> 0.90
Type of power supply	Spring clamps and M20 cable gland
Max. conductor cross-section	2.5 mm ²
Entry cable diameter	10 - 14 mm



DIRECTIVES

2014/30/EU (EMC)
2014/34/EU (ATEX)
2011/65/EU (RoHS)
2012/19/EU (WEEE)

PRODUCT STANDARDS

EN 55015
EN 60079-0
EN 60079-15
EN 60079-31
EN 60079-7
EN 60598-1
EN 60598-2-1
EN 61000-3-2
EN 61000-3-3
EN 61547
EN 62311
EN 62493
EN 63000



RINO-EX fluorescent - Zones 2, 21, 22



Light fixtures
in AISI 304 stainless steel

Length (mm)	Power (W)	Tube type	Max. ambient temperature (°C)	Reflector	Version	Code
690	1x18	T8	+50	white	on-off	822131EX
	2x18		+40			822132EX
1300	1x36		+50			822231EX
	2x36		+40			822232EX

Equipment included: pair of hooks in AISI 304 steel for pendant mounting code 820001.

Features: fluorescent tubes are not included.

Accessories RINO-EX fluorescent



Pairs of hooks
for pendant mounting

Manufacturing material	Code
AISI 304 stainless steel	820001



Pair of adjustable supports
for wall and ceiling installation

Manufacturing material	Code
AISI 304 stainless steel	820000



Pair of collars
for installation on pipe

Manufacturing material	Code
AISI 304 stainless steel	820006



RINO-EX E27 - Zone 22



Atex execution - Dust	II 3D - Ex tc IIIC T 75°C Dc
Body material	Aluminium alloy
Surface treatment	Fluorozirconate passivation
Surface finish	Non-toxic polyester, anti UV, kiln-polymerised coating
Colour	RAL 7035 Light grey (body) RAL 2011 Deep orange (cage)
Diffuser material	Prismatic tempered glass
Protection rating	IP65
Impact resistance	7J (body) 4J (glass)
Corrosivity category	Equivalent to C4-M / C3-H
Mounting system	Ready for wall installation
Ambient operating temperature	-20°C - +40°C
Ambient storage temperature	-40°C - +70°C
Lamp holder type	E27 porcelain
Insulation class	I
Rated voltage	230V 50/60Hz
Power factor	> 0.90
Type of power supply	Spring clamps and M20 cable gland
Max. conductor cross-section	2.5 mm ²
Entry cable diameter	10 - 14 mm



DIRECTIVES

2014/34/EU (ATEX)
2011/65/EU (RoHS)
2012/19/EU (WEEE)

PRODUCT STANDARDS

EN 60079-0
EN 60079-31
EN 60598-1
EN 60598-2-1
EN 63000



RINO-EX E27 - Zone 22



Oval light fixtures
in aluminium alloy

Power (W)	Dimensions (W)	Lamp holder type	Max. ambient temperature (°C)	No. of entries	Version	Code
18	119x112					831072EX
28	226x130	E27	+40	1	with steel cage	831172EX
53	295x170					831272EX

Equipment included: internal and external earth screw and cable gland.



Round light fixture
in aluminium alloy

Power (W)	Dimensions (W)	Lamp holder type	Max. ambient temperature (°C)	No. of entries	Version	Code
28	200x182	E27	+40	1	with steel cage	830072EX

Equipment included: internal and external earth screw and cable gland.


RINO-EX

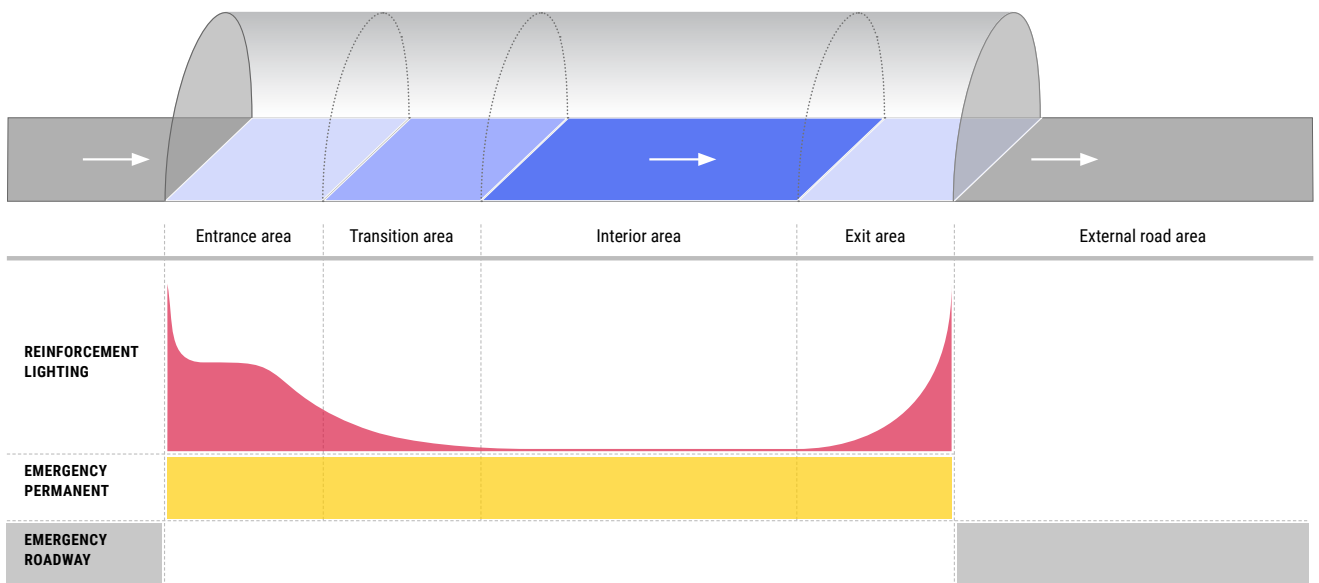
illuminates the technical premises of Esselunga in Milan



Infrastructure

Excellent lighting performance, high mechanical standards and product reliability are the basis of the success of Palazzoli's lighting solutions for roads and tunnels. Thanks to the wide variety of optical solutions developed, which allow for maximum versatility and customised solutions, the Company can meet any need, whatever the road cross-sections or installation heights of roads and motorways, roundabouts, junctions and car parks. The use of the latest LED technology gives the system economic and technical advantages.





Roadway

Page 399

Tunnels

Page 399

FIT 55

illuminates the Strada dei Parchi





Marine

LIGHT FIXTURES



RINO-NAVE LED

From 930 lm to 4240 lm
Page 419

WELL GLASS FIXTURE



RINO-WELL GLASS FIXTURE LED

1000 lm
Page 402

TRADITIONAL



RINO fluorescent

Page 423



NAVE E27

Page 425



Infrastructure

ROADWAY LIGHTING SYSTEM



FIT 55

From 2820 lm
to 29920 lm
Page 403

TUNNEL LIGHT FIXTURES



TIGUA-T54

From 4160 lm
to 15600 lm
Page 409



XTIGUA - T54

From 19470 lm
to 49660 lm
Page 409

TUNNEL LIGHT FIXTURES



RINO-T54

From 3630 lm
to 4835 lm
Page 413



XRINO-T54

From 8000 lm
to 42000 lm
Page 413

FIT 55






FIT 55

3,000K - 4,000 K - 150,000 h

ADVANTAGES



FIT 55 is equipped with the FOS (FIT 55 Optical System), which allows the optics to be adjusted in up to 5 positions, even when the product is already installed, to change the front and side light emission. This makes it possible to improve uniformity between poles or to adjust the optics if the luminous flux glares off the road.

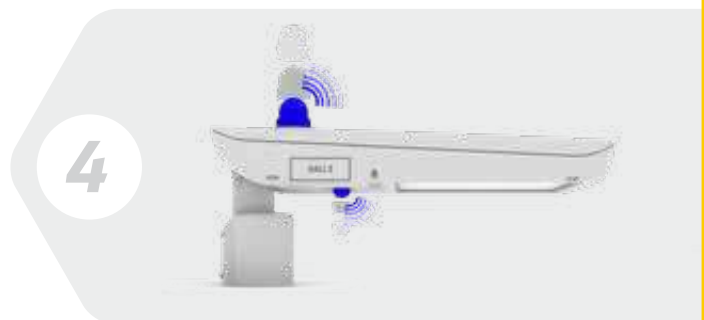
Reflectors made of 99.9% pure aluminium with silver PVD coating for high, long-lasting photometric efficiency and perfect glare control. The average luminous efficacy reaches 166 lm/W, with a lifetime of 150,000 hours at 25 °C.



The isolator switch guarantees safe maintenance even without cutting of the power. The cover can be snapped off the body without tools. The electronic control unit is equipped protections against short-circuit, overvoltage and overtemperature.



Upon request, FIT 55 can be equipped or designed for the installation of NEMA or ZHAGA SOCKET, to centrally monitor and manage public lighting through wireless control that will allow integration with the IoT world.



To discover the features of FIT 55, scan the QR code.





FIT 55

3,000K - 4,000 K - 150,000 h



7 YEARS OF WARRANTY
2 YEARS OPTIONALLY EXTENDABLE TO 7



DIRECTIVES

2014/30/EU (EMC)
2014/35/EU (LVD)
2011/65/EU (RoHS)
2012/19/EU (WEEE)
2009/125/EC (ErP)
EU Reg. 2019/2020 (EcoDesign)

PRODUCT STANDARDS

EN 55015
EN 60598-1
EN 60598-2-1
EN 60598-2-3
EN 60598-2-5
EN 61000-3-2
EN 61000-3-3
EN 61547
EN 62311
EN 62493
EN 62471
IEC/TR 62778
EN 63000

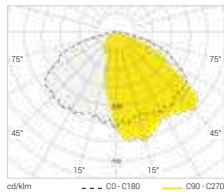
Body material	Aluminium alloy (EN 46100)
Surface treatment	Fluorozirconate passivation
Surface finish	Non-toxic polyester, anti UV, kiln-polymerised coating
Colour	Grey RAL 7011
Diffuser material	Extra clear tempered glass
Protection rating	IP66
Impact resistance	IK08
Corrosivity category	Equivalent to C4-M / C3-H
Mounting system	Pole mount 42-76 mm Pole-top -5°- +20° Projecting bracket -20°- +5°
Ambient operating temperature	-30 °C - +40 °C (+55 °C on request)
Ambient storage temperature	-40°C - +70°C
Wind load surface	Size S side 0.03 m ² - front 0.13 m ² Size M side 0.04 m ² - front 0.18 m ²
Actual efficacy of the device	Up to 166 lm/W
Colour temperature	4,000 K - 3,000 K
Optics features	High efficacy 99.9% aluminium reflector
Colour rendering index values	CRI ≥ 70
Colour consistency	MacAdam 4-step
Photobiological risk	RG0 - Exempt Group (EN 62471)
Residual flicker	< 1%
Luminous flux maintenance	L80 B10@150,000h Tq= +25 °C
Insulation class	II - I
Supply voltage	220-240 V 50/60Hz
Surge protection	10kV common mode 6 kV differential mode (EN 61000-4-5)
Power factor	≥ 0.95
Type of power supply	M20 cable gland with internal isolator switch for connection
Max. conductor cross-section	1-2.5 mm ²
Entry cable diameter	7 - 13 mm

Special versions can be made by combining optics, power supplies and colour temperatures. NEMA, ZHAGA socket and CRI 80 versions are also available.

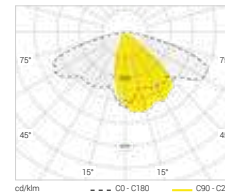


FIT 55 size S

3,000K - 4,000 K - 150,000 h



STR-AM roadway wide beam optics



STR-ST roadway narrow beam optics

Power (W)	Nominal flux (lm)Tj=25° C	Output flux (lm)Tq=25° C	Diffuser	Version	Code
-----------	---------------------------	--------------------------	----------	---------	------

4,000K Class II

17	3386	2822			834110MV
34	5983	4986		virtual midnight	834120MV
54	8693	7244			834130MV
17	3386	2822			834110
34	5983	4986		on-off	834120
54	8693	7244			834130
37	6906	5755	glass		834210MV
69	11966	9972		virtual midnight	834220MV
86	14520	12100			834230MV
37	6906	5755			834210
69	11966	9972		on-off	834220
86	14520	12100			834230

4,000K Class I

17	3386	2822			854110MV
34	5983	4986			854120MV
54	8693	7244	glass	virtual midnight	854130MV
37	6906	5755			854210MV
69	11966	9972			854220MV
86	14520	12100			854230MV

3,000K Class II

34	5342	4452			833120MV
54	7764	6470	glass	virtual midnight	833130MV
69	11248	9373			833220MV
86	13644	11370			833230MV

Power (W)	Nominal flux (lm)Tj=25° C	Output flux (lm)Tq=25° C	Diffuser	Version	Code
-----------	---------------------------	--------------------------	----------	---------	------

4,000K Class II

17	3386	2822			834111MV
34	5983	4986		virtual midnight	834121MV
54	8693	7244			834131MV
17	3386	2822			834111
34	5983	4986		on-off	834121
54	8693	7244			834131
37	6906	5755	glass		834211MV
69	11966	9972		virtual midnight	834221MV
86	14520	12100			834231MV
37	6906	5755			834211
69	11966	9972		on-off	834221
86	14520	12100			834231

4,000K Class I

17	3386	2822			854111MV
34	5983	4986			854121MV
54	8693	7244	glass	virtual midnight	854131MV
37	6906	5755			854211MV
69	11966	9972			854221MV
86	14520	12100			854231MV

3,000K Class II

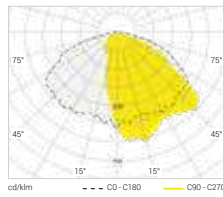
34	5342	4452			833121MV
54	7764	6470	glass	virtual midnight	833131MV
69	11248	9373			833221MV
86	13644	11370			833231MV

Equipment included: swivelling pole mount from -5° to +20° for pole-top application; from -20° to +5° for wall mounting with projecting arm. Suitable for poles with Ø from 42 mm to 76 mm.

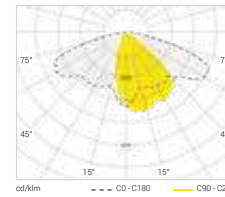


FIT 55 size M

3,000K - 4,000 K - 150,000 h



STR-AM roadway wide beam optics



STR-ST roadway narrow beam optics

Power (W)	Nominal flux (lm)Tj=25° C	Output flux (lm)Tq=25° C	Diffuser	Version	Code
-----------	---------------------------	--------------------------	----------	---------	------

4,000K Class II

54	10160	8467			834310MV
104	17950	14958		virtual midnight	834320MV
145	24060	20050			834330MV
54	10160	8467			834310
104	17950	14958		on-off	834320
145	24060	20050			834330
72	13547	11289			834410MV
139	23933	19944		virtual midnight	834420MV
177	29352	24460			834430MV
72	13547	11289			834410
139	23933	19944	glass	on-off	834420
177	29352	24460			834430
92	16933	14111			834510MV
128	23194	19328		virtual midnight	834520MV
174	29916	24930			834530MV
92	16933	14111			834510
128	23194	19328		on-off	834520
174	29916	24930			834530
101	18665	15554			834610MV
153	28448	23707		virtual midnight	834620MV
209	35899	29916			834630MV

4,000K Class I

54	10160	8467			854310MV
104	17950	14958			854320MV
145	24060	20050			854330MV
72	13547	11289			854410MV
139	23933	19944			854420MV
177	29352	24460			854430MV
91.5	16933	14111	glass	virtual midnight	854510MV
128	23194	19328			854520MV
174	29916	24930			854530MV
101	18665	15554			854610MV
153	28448	23707			854620MV
209	35899	29916			854630MV

3,000K Class II

104	16872	14060			833320MV
145	22620	18850			833330MV
139	22728	18940			833420MV
177	27884	23237			833430MV
128	22522	18768	glass	virtual midnight	833520MV
174	28420	23683			833530MV
153	27025	22521			833620MV
209	34104	28420			833630MV

Power (W)	Nominal flux (lm)Tj=25° C	Output flux (lm)Tq=25° C	Diffuser	Version	Code
-----------	---------------------------	--------------------------	----------	---------	------

4,000K Class II

54	10160	8467			834311MV
104	17950	14958		virtual midnight	834321MV
145	24060	20050			834331MV
54	10160	8467			834311
104	17950	14958		on-off	834321
145	24060	20050			834331
72	13547	11289			834411MV
139	23933	19944		virtual midnight	834421MV
177	29352	24460			834431MV
72	13547	11289			834411
139	23933	19944	glass	on-off	834421
177	29352	24460			834431
92	16933	14111			834511MV
128	23194	19328		virtual midnight	834521MV
174	29916	24930			834531MV
92	16933	14111			834511
128	23194	19328		on-off	834521
174	29916	24930			834531
101	18665	15554			834611MV
153	28448	23707		virtual midnight	834621MV
209	35899	29916			834631MV

4,000K Class I

54	10160	8467			854311MV
104	17950	14958			854321MV
145	24060	20050			854331MV
72	13547	11289			854411MV
139	23933	19944			854421MV
177	29352	24460			854431MV
91.5	16933	14111	glass	virtual midnight	854511MV
128	23194	19328			854521MV
174	29916	24930			854531MV
101	18665	15554			854611MV
153	28448	23707			854621MV
209	35899	29916			854631MV

3,000K Class II

104	16872	14060			833321MV
145	22620	18850			833331MV
139	22728	18940			833421MV
177	27884	23237			833431MV
128	22522	18768	glass	virtual midnight	833521MV
174	28420	23683			833531MV
153	27025	22521			833621MV
209	34104	28420			833631MV

Equipment included: swivelling pole mount from -5° to +20° for pole-top application; from -20° to +5° for wall mounting with projecting arm. Suitable for poles with Ø from 42 mm to 76 mm.



Accessories FIT 55



Single projecting bracket

Manufacturing material	Code
<p>painting galvanised steel</p>	<p>834901</p>



Double projecting bracket

Manufacturing material	Code
<p>painting galvanised steel</p>	<p>834902</p>



Wall installation bracket

Manufacturing material	Code
<p>painting galvanised steel</p>	<p>834903</p>

TIGUA-T54





TIGUA-T54 and XTIGUA-T54

4,000 K - 100,000 h

ADVANTAGES



The body, made entirely of die-cast aluminium with a low copper content, guarantees high mechanical strength, excellent thermal performance and maximum reliability of the electronic components.

TIGUA-T54 ensures the highest standards of comfort and safety through the use of state-of-the-art LEDs.

The variety of optics used and the dedicated fixing systems satisfy any type of installation situation, achieving the perfect balance between visibility, safety and savings.



A wide range of quick-connect mounting brackets allows easy installation of the floodlights.

The electronics chosen for the internal components guarantee high technical lighting performance that lasts over time. Using Palazzoli-branded products means guaranteed quality and reliable performance.





TIGUA-T54 and XTIGUA-T54

4,000 K - 100,000 h



10 YEARS OF WARRANTY
2 YEARS WITH OPTIONAL EXTENSION TO 10



DIRECTIVES

2014/30/EU (EMC)
2014/35/EU (LVD)
2011/65/EU (RoHS)
2012/19/EU (WEEE)
2009/125/EC (ErP)
EU Reg. 2019/2020 (EcoDesign)

PRODUCT STANDARDS

EN 55015
EN 60598-1
EN 60598-2-1
EN 60598-2-3
EN 60598-2-5
EN 61000-3-2
EN 61000-3-3
EN 61547
EN 62311
EN 62493
EN 62471
IEC/TR 62778
EN 63000

Body material	Low-copper aluminium alloy (EN 44300)
Surface treatment	Fluorozirconate passivation
Surface finish	Non-toxic polyester, anti UV, kiln-polymerised coating
Colour	Grey RAL 7011
Diffuser material	Extra clear tempered glass
Protection rating	IP66
Impact resistance	IK08
Corrosivity category	Equivalent to C5-M / C4-H
Mounting system	Designed to accommodate supports for attachment to the channel
Ambient operating temperature	-30°C - +45°C (+55 °C on request)
Ambient storage temperature	-40°C - +70°C
Actual efficacy of the device	Up to 119 lm/W
Colour temperature	4,000 K
Optics features	Non-ageing, UV-resistant PMMA lenses with >90% efficiency and >95% transparency
Colour rendering index values	CRI ≥ 70
Colour consistency	MacAdam 5-step
Photobiological risk	RGO - Exempt Group (EN 62471)
Residual flicker	< 1%
Luminous flux maintenance	L80 B20 100,000h Tq= +25 °C
Insulation class	II
Supply voltage	220-240 V 50/60Hz
Surge protection	8 kV common mode 10 kV differential mode (EN 61000-4-5)
Power factor	≥ 0.98
Type of power supply	Plug 1 6A 2P IP67 IEC EN 60309-1/-2

Special versions for remote control of the system can be made.



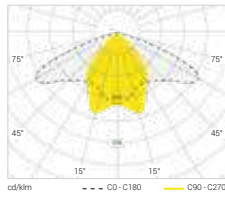
TIGUA-T54 size S

4,000 K - 100,000 h



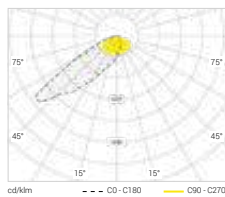
X-TIGUA-T54 size M

4,000 K - 100,000 h



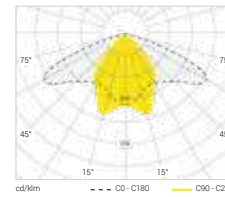
Symmetrical axial and symmetrical transverse optics – PS3

Power (W)	Nominal flux (lm)Tj=25 °C	Output flux (lm)Tq=25 °C	Diffuser	Version	Code
Permanent and reinforcement					
35	5220	4160			811404
51	7830	6240			811406
67	10440	8320			811408
75	11745	9360	glass	dimnable 1-10	811409
100	15660	12480			811412
116	18270	14560			811414
124	19575	15600			811415



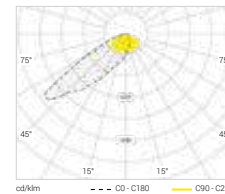
Axial counterbeam 52° and symmetrical transverse optics – RS1

Power (W)	Nominal flux (lm)Tj=25 °C	Output flux (lm)Tq=25 °C	Diffuser	Version	Code
Permanent and reinforcement					
35	5220	4160			811504
51	7830	6240			811506
67	10440	8320			811508
105	15171	12643	glass	dimnable 1-10	811509
100	15660	12480			811512
116	18270	14560			811514
124	19575	15600			811515



Symmetrical axial and symmetrical transverse optics – PS3

Power (W)	Nominal flux (lm)Tj=25 °C	Output flux (lm)Tq=25 °C	Diffuser	Version	Code
Permanent and reinforcement					
152	23490	19468			812418
203	31320	25388	glass	dimnable 1-10	812424
253	39150	31850			812430



Axial counterbeam 52° and symmetrical transverse optics – RS1

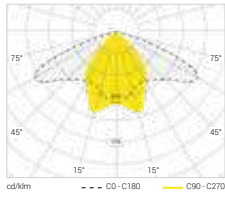
Power (W)	Nominal flux (lm)Tj=25 °C	Output flux (lm)Tq=25 °C	Diffuser	Version	Code
Permanent and reinforcement					
152	23490	19275			812518
203	31320	25137	glass	dimnable 1-10	812524
253	39150	31535			812530

Equipment included: power supply with 16A 2P IP67 plug according to IEC EN 60309-1/-2 with 1.5 mm² FTG180M16 cable. The stated flux and power values may be subject to a +/- 7% tolerance.



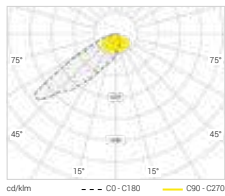
X-TIGUA-T54 size L

4,000 K - 100,000 h



Symmetrical axial and symmetrical transverse optics – PS3

Power (W)	Nominal flux (lm)Tj=25° C	Output flux (lm)Tq=25° C	Diffuser	Version	Code
Permanent and reinforcement					
303	46980	38220	glass	dimmmable 1-10	812436
349	54810	43863			812442
397	62640	49663			812448



Axial counterbeam 52° and symmetrical transverse optics – RS1

Power (W)	Nominal flux (lm)Tj=25° C	Output flux (lm)Tq=25° C	Diffuser	Version	Code
Permanent and reinforcement					
303	46980	37841	glass	dimmmable 1-10	812536
349	54810	43429			812542
397	62640	48171			812548



Pair of quick-release supports

Manufacturing material	Channel dimensions	Code
AISI 304 stainless steel	100x75	811900
	200x75	811901
	300x75	811902
	100x100	811903
	200x100	811904
	300x100	811905



Pair of quick-release brackets for transversal adjustment

Manufacturing material	Channel dimensions	Code
AISI 304 stainless steel	100x75	811925
	200x75	811926
	300x75	811927
	100x100	811928
	200x100	811929
	300x100	811930



Pair of screw mounting supports

Manufacturing material	Channel dimensions	Code
AISI 304 stainless steel	100x75	811906



Pair of adjustable supports for screw mounting for transversal adjustment

Manufacturing material	Channel dimensions	Code
AISI 304 stainless steel	100x75	811907

Equipment included: power supply with 16A 2P IP67 plug according to IEC EN 60309-1/-2 with 1.5 mm² FTG180M16 cable. The stated flux and power values may be subject to a +/- 7% tolerance.



Accessories TIGUA -T54 AND XTIGUA-T54



Pair of quick-release supports for axial adjustment, for size S

Manufacturing material	Axial adjustment	Channel dimensions	Code
AISI 304 stainless steel	6°	100x75	811931
		200x75	811932
		300x75	811933
		100x100	811934
		200x100	811935
		300x100	811936
	8°	100x75	811937
		200x75	811938
		300x75	811939
		100x100	811940
		200x100	811941
		300x100	811942
	10°	100x75	811943
		200x75	811944
		300x75	811945
		100x100	811946
		200x100	811947
		300x100	811948



Pair of quick-release supports for axial adjustment, for size M

Manufacturing material	Axial adjustment	Channel dimensions	Code
AISI 304 stainless steel	6°	100x75	812931M
		200x75	812932M
		300x75	812933M
		100x100	812934M
		200x100	812935M
		300x100	812936M
	8°	100x75	812937M
		200x75	812938M
		300x75	812939M
		100x100	812940M
		200x100	812941M
		300x100	812942M
	10°	100x75	812943M
		200x75	812944M
		300x75	812945M
		100x100	812946M
		200x100	812947M
		300x100	812948M



Pair of quick-release supports for axial adjustment, for size L

Manufacturing material	Axial adjustment	Channel dimensions	Code
AISI 304 stainless steel	6°	100x75	812931L
		200x75	812932L
		300x75	812933L
		100x100	812934L
		200x100	812935L
		300x100	812936L
	8°	100x75	812937L
		200x75	812938L
		300x75	812939L
		100x100	812940L
		200x100	812941L
		300x100	812942L
	10°	100x75	812943L
		200x75	812944L
		300x75	812945L
		100x100	812946L
		200x100	812947L
		300x100	812948L



RINO-T54 and XRINO-T54

4,000 K - 240,000 h



10 YEARS OF WARRANTY
2 YEARS WITH OPTIONAL EXTENSION TO 10



DIRECTIVES

2014/30/EU (EMC)
2014/35/EU (LVD)
2011/65/EU (RoHS)
2012/19/EU (WEEE)
2009/125/EC (ErP)
EU Reg. 2019/2020 (EcoDesign)

PRODUCT STANDARDS

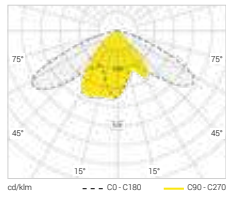
EN 55015
EN 60598-1
EN 60598-2-1
EN 60598-2-3
EN 60598-2-5
EN 61000-3-2
EN 61000-3-3
EN 61547
EN 62311
EN 62493
EN 62471
IEC/TR 62778
EN 63000

Body material	AISI 316L stainless steel
Surface treatment	Natural finish
Diffuser material	Extra clear tempered glass
Protection rating	IP66
Impact resistance	IK09
Corrosivity category	Equivalent to C5-H
Mounting system	Designed to accommodate supports for attachment to the channel
Ambient operating temperature	-30 °C - +40 °C
Ambient storage temperature	-30°C - +70°C
Actual efficacy of the device	Up to 145 lm/W
Colour temperature	4,000 K
Optics features	High efficacy 99.9% aluminium reflector
Colour rendering index values	CRI ≥ 70
Colour consistency	MacAdam 5-step
Photobiological risk	RG0 - Exempt Group (EN 62471)
Residual flicker	< 3%
Luminous flux maintenance	L80 B10 240.000h Tq= +25 °C
Insulation class	II
Supply voltage	220-240 V 50/60Hz
Surge protection	10kV common mode and differential mode (EN 61000-4-5)
Power factor	≥ 0.98
Type of power supply	Plug 16A 2P IP67 IEC EN 60309-1/-2

Special versions for remote control of the system can be made.



XRINO-T54 size S
4,000 K - 240,000 h

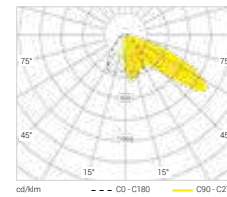


Symmetrical axial and asymmetrical transverse optics – PA5

Power (W)	Nominal flux (lm)Tj=25 °C	Output flux (lm)Tq=25 °C	Diffuser	Version	Code
Permanent					
25	4353	3628	glass	dimmmable 1-10	829110
35	5800	4827			829120
45	7200	6000			829130



XRINO-T54 size L
4,000 K - 240,000 h

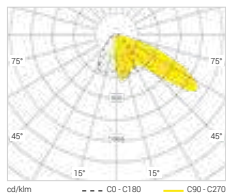


Axial counterbeam 55° and symmetrical transverse optics – RS5

Power (W)	Nominal flux (lm)Tj=25 °C	Output flux (lm)Tq=25 °C	Diffuser	Version	Code
Reinforcement					
197	36000	30000	glass	dimmmable 1-10	829231
260	45600	38000			829232
300	50400	42000			829233

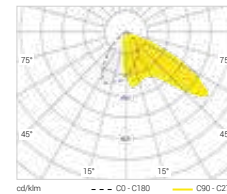


XRINO-T54 size M
4,000 K - 240,000 h



Axial counterbeam 55° and symmetrical transverse optics – RS5

Power (W)	Nominal flux (lm)Tj=25 °C	Output flux (lm)Tq=25 °C	Diffuser	Version	Code
Reinforcement					
56	9600	8000	glass	dimmmable 1-10	829211
75	12,000	10000			829212
104	19200	16000			829221
158	27600	23000			829222



Axial counterbeam 55° and asymmetrical transverse optics – RA5

Power (W)	Nominal flux (lm)Tj=25 °C	Output flux (lm)Tq=25 °C	Diffuser	Version	Code
197	36000	30000	glass	dimmmable 1-10	829331
260	45600	38000			829332
300	50400	42000			829333



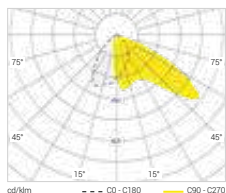
Bracket for quick fastening to floodlight channel – size S

Manufacturing material	Channel dimensions	Code
AISI 316L stainless steel	100x75 / 100x100	829001
	200x75 / 200x100	829002
	300x75 / 300x100	829003



Bracket for quick fastening to floodlight channel – size M

Manufacturing material	Channel dimensions	Code
AISI 316L stainless steel	100x75 / 100x100	829101
	200x75 / 200x100	829102
	300x75 / 300x100	829103



Axial counterbeam 55° and asymmetrical transverse optics – RA5

Power (W)	Nominal flux (lm)Tj=25 °C	Output flux (lm)Tq=25 °C	Diffuser	Version	Code
56	9600	8000	glass	dimmmable 1-10	829311
75	12,000	10000			829312
104	19200	16000			829321
158	27600	23000			829322



Bracket for quick fastening to floodlight channel size L

Manufacturing material	Channel dimensions	Code
AISI 316L stainless steel	100x75 / 100x100	829201
	200x75 / 200x100	829202
	300x75 / 300x100	829203

Equipment included: power supply with 16A 2P IP67 plug according to IEC EN 60309-1/-2 with 1.5 mm² FTG180M16 cable.

The stated flux and power values may be subject to a +/- 7% tolerance.

Marine

Thanks to the knowledge acquired in more than one hundred years of experience on military ships and submarines, oil platforms and cruise ships, Palazzoli is now able to offer a series of products whose technology meets all the requirements of the sector. The ceiling lights are available in stainless steel for outdoors or galvanised steel for indoors. They are corrosion resistant thanks to the buttons that replace the welds and guarantee high performance over time thanks to the materials used.





From over one hundred years of experience with military ships and submarines, oil platforms and cruise ships, Palazzoli has built its in-depth knowledge of a sector to which it is now able to offer technology suitable for any application.

Stainless steel versions for outdoors or galvanised steel versions for indoors are the Company's workhorse.

Light fixtures LED

Page 419

Traditional

Page 423

RINO-NAVE





RINO - NAVE LED

4,000 K - 50,000 h

ADVANTAGES



The total absence of welds replaced by "embossing" guarantees the stainlessness of the product and consequently its extreme durability. The painted AISI 316L stainless steel body is ideal for outdoor installation in marine environments.

Long-lasting efficiency is guaranteed by the diffuser made of unbreakable, self-extinguishing (V2 grade), UV-stabilised, non-yellowing polycarbonate.



The naval light fixtures are equipped with stainless steel fixing pins with integrated anti-vibration system. Stainless steel click connections guarantee perfect tightness and maximum impact resistance.



Colour rendering is ensured by the use of light sources with Colour Rendering Index (CRI) 90. The emission of the luminous flux is controlled by a protective cover that can make the outgoing light beam more uniform.





RINO - NAVE LED

4,000 K - 50,000 h



Body material	Painted AISI 316L stainless steel Painted galvanised steel
Surface finish	Non-toxic polyester, anti UV, kiln-polymerised coating
Colour	RAL 9016
Diffuser material	Transparent and opal polycarbonate
Protection rating	IP66/IP67
Impact resistance	IK09
Corrosivity category	Equivalent to C5-H AISI 316L stainless steel C5-M/C4-H painted galvanised steel
Mounting system	Provided with 2 M8 threaded holes
Ambient operating temperature	-25°C - +50°C 0 °C - +35 °C (emergency versions)
Ambient storage temperature	-40°C - +70°C -30 °C - +50 °C (emergency versions)
Actual efficacy of the device	Up to 106 lm/W
Colour temperature	4,000 K
Optics features	Non-ageing and UV-resistant PMMA lenses
Colour rendering index values	CRI ≥ 90
Colour consistency	MacAdam 3-step
Photobiological risk	RG0 - Exempt Group (EN 62471)
Residual flicker	< 1%
Luminous flux maintenance	L80 B20 @50,000 h Tq= +25 °C
Emergency battery lifetime	3h
Emergency battery charging time	24h
Insulation class	I
Supply voltage	200-240 V 0/50/60Hz
Surge protection	2 kV common mode and differential mode (EN 61000-4-5)
Power factor	≥ 0.90
Type of power supply	Screw terminals and M20 cable glands
Max. conductor cross-section	2.5 mm ²
Entry cable diameter	7 to 15 mm

4

YEARS OF WARRANTY

2 YEARS WITH OPTIONAL EXTENSION TO 4



DIRECTIVES

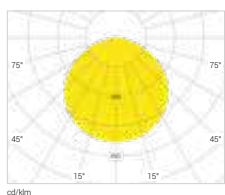
2014/30/EU (EMC)
2014/35/EU (LVD)
2011/65/EU (RoHS)
2012/19/EU (WEEE)
2009/125/EC (ErP)
EU Reg. 2019/2020 (EcoDesign)

PRODUCT STANDARDS

EN 55015
EN 60598-1
EN 60598-2-1
EN 60598-2-22
EN 60598-2-24
EN 61000-3-2
EN 61000-3-3
EN 61547
EN 62311
EN 62493
EN 62471
IEC/TR 62778
EN 63000

**RINO**LED 690 mm

4,000 K - 50,000 h



110° symmetrical optics

Power (W)	Nominal flux (lm)Tj=25° C	Output flux (lm)Tq=25° C	Diffuser	Version	Code
-----------	---------------------------	--------------------------	----------	---------	------

Painted galvanised steel

20	2200	2123	transparent polycarbonate		849141
40	4400	4244		on-off	849142
20	2200	1935	opal polycarbonate		841141
40	4400	3870			841142

Emergency

20	2200	2123 962 in EM	transparent polycarbonate	on-off emergency 3h	849171
40	4400	4244 945 in EM			849172
20	2200	1935 962 in EM	opal polycarbonate		841171

Painted AISI 316L stainless steel

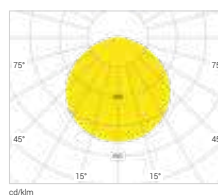
20	2200	1935	opal polycarbonate	on-off	878141
40	4400	3870			878142

Bulkhead

20	2200	1935	opal polycarbonate	on-off	878741
40	4400	3870			878742

**RINO**LED 1,300 mm

4,000 K - 50,000 h



110° symmetrical optics

Power (W)	Nominal flux (lm)Tj=25° C	Output flux (lm)Tq=25° C	Diffuser	Version	Code
-----------	---------------------------	--------------------------	----------	---------	------

Painted galvanised steel

40	4400	4244	transparent polycarbonate	on-off	849243
		3870	opal polycarbonate		841243

Emergency

40	4400	4244 920 in EM	transparent polycarbonate	on-off emergency 3h	849273
		3870 910 in EM	opal polycarbonate		841273

Painted AISI 316L stainless steel

40	4400	3870	opal polycarbonate	on-off	878243
----	------	------	--------------------	--------	---------------



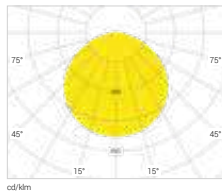
Pair of supports for bulkhead installation

Manufacturing material	Code
AISI 316L stainless steel	820007

Equipment included: 2 terminal blocks 2P+T for supply line entry/exit.
2 cable glands and 1 nickel-plated brass cap.
The indicated flux and power values have a tolerance of +/-7%.

**RINO LED 460 mm**

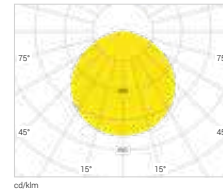
4,000 K - 50,000 h

**110° symmetrical optics**

Power (W)	Nominal flux (lm) _{Tj=25 °C}	Output flux (lm) _{Tq=25 °C}	Diffuser	Version	Code
Painted galvanised steel					
21	2646	2205	opal polycarbonate	on-off	841040

**RINO-FANALE LED**

4,000 K - 50,000 h

**110° symmetrical optics**

Power (W)	Nominal flux (lm) _{Tj=25 °C}	Output flux (lm) _{Tq=25 °C}	Diffuser	Version	Code
Painted galvanised steel					
10	1200	1,000	glass	on-off	813001



Wall installation bracket

Manufacturing material	Code
AISI 316L stainless steel	813101

Equipment included: 1 cable glands and 1 nickel-plated brass cap.
The indicated flux and power values have a tolerance of +/-7%.

Equipment included: 1 connector
The indicated flux and power values have a tolerance of +/-7%.

RINO-NAVE

illuminates the MSC Seaside ship





RINO-NAVE fluorescent



Body material	AISI 316L stainless steel Painted galvanised steel
Surface finish	Non-toxic polyester, anti UV, kiln-polymerised coating
Colour	RAL 9016
Diffuser material	Transparent and opal polycarbonate.
Protection rating	IP66/IP67
Impact resistance	IK09
Corrosivity category	Equivalent to C5-H AISI 304 stainless steel C5-M/C4-H painted galvanised steel
Mounting system	Provided with 2 M8 threaded holes
Ambient operating temperature	-25°C - +50°C 0 °C - +35 °C (emergency versions)
Ambient storage temperature	-40°C - +70°C -30 °C - +50 °C (emergency versions)
Lamp holder type	G5T5
Emergency battery lifetime	1h
Emergency battery charging time	24h
Insulation class	I
Supply voltage	220-240 V 0/50/60Hz
Power factor	> 0.90
Type of power supply	Screw terminals and M20 cable glands
Max. conductor cross-section	2.5 mm ²
Entry cable diameter	7 to 15 mm



DIRECTIVES

2014/30/EU (EMC)
2014/35/EU (LVD)
2011/65/EU (RoHS)
2012/19/EU (WEEE)
2009/125/EC (ErP)
EU Reg. 2019/2020 (EcoDesign)

PRODUCT STANDARDS

EN 55015
EN 60598-1
EN 60598-2-1
EN 60598-2-22
EN 60598-2-24
EN 61000-3-2
EN 61000-3-3
EN 61547
EN 62311
EN 62493
EN 63000



RINO-NAVE fluorescent



Light fixtures in painted galvanised steel

Length (mm)	Power (W)	Tube type	Diffuser	Reflector	Version	Code
690	2x14	T5	transparent polycarbonate	white	on-off	849062
	2x24				on-off	849562
	1+1x14				emergency 1h	849011
	1+1x24				emergency 1h	849511
1300	2x28	T5		white	on-off	849462
	1+1x28				emergency 1h	849411
690	2x14	T5	opal polycarbonate	white	on-off	841062
	2x24				on-off	841562
	1+1x14				emergency 1h	841011
1300	2x28	T5		white	on-off	841462
	1+1x28				emergency 1h	841411

Equipment included: 2 terminal blocks 2P+T for supply line entry/exit.

2 cable glands and 1 nickel-plated brass cap.

Fixing kit with screws, gaskets and washers.

Features: fluorescent tubes are not included.

Note: for light fixtures in emergency the operating temperature is 0 °C - +35 °C.



Painted 316L stainless steel light fixtures

Length (mm)	Power (W)	Tube type	Diffuser	Reflector	Version	Code
690	2x14	T5	opal polycarbonate	white	on-off	879062
	2x24				on-off	879562
1300	2x28	T5			on-off	879462

Equipment included: 2 terminal blocks 2P+T for supply line entry/exit.

2 cable glands and 1 nickel-plated brass cap.

Fixing kit with screws, gaskets and washers.

Features: fluorescent tubes are not included.



Painted 316L stainless steel light fixtures for bulkhead

Length (mm)	Power (W)	Tube type	Diffuser	Reflector	Version	Code
690	2x14	T5	opal polycarbonate	white	on-off	881062
	2x24				on-off	881562

Equipment included: 2 terminal blocks 2P+T for supply line entry/exit.

Features: fluorescent tubes are not included.

Notes: the light fixture is completed with the code 820007.



Pair of supports for bulkhead installation

Manufacturing material	Code
AISI 316L stainless steel	820007



NAVE E27 bulkhead light fixtures and cylindrical well glass fixtures



Body material	Brass (EN 46100)
Surface treatment	Fluorozirconate passivation
Surface finish	Non-toxic polyester, anti UV, kiln-polymerised coating
Colour	RAL 7040 (brass) RAL 7042 (thermosetting GRP)
Diffuser material	Prismatic tempered glass
Protection rating	IP66
Impact resistance	IK07
Mounting system	Ready for wall installation
Ambient operating temperature	-40°C - +70°C
Ambient storage temperature	-50°C - +80°C
Lamp holder type	Type E27 in porcelain
Insulation class	I
Supply voltage	230 V 0/50/60Hz
Type of power supply	M20 cable gland
Max. conductor cross-section	2.5 mm ²
Entry cable diameter	7 - 13 mm



DIRECTIVES

2014/30/EU (EMC)
2011/65/EU (RoHS)
2012/19/EU (WEEE)
2009/125/EC (ErP)
EU Reg. 2019/2020 (EcoDesign)

PRODUCT STANDARDS

EN 60598-1
EN 60598-2-1
EN 63000



NAVE E27 bulkhead light fixtures and cylindrical well glass fixtures



Bulkhead light fixtures in painted brass

Power (W)	Dimensions (W)	Lamp holder type	Diffuser	No. of cable glands	Version	Code
60	199x112					831089
75	226x130	E27	glass	2	UNAV 2135	831189
100	295x170					831289

Equipment included: M24x1.5 brass cable glands. Internal and external earth screws.



Stainless steel wire protection cage for oval light fixtures type UNAV 2135

Manufacturing material	Light fixture power (W)	Code
Stainless steel	60	831527
	75	831627
	100	831727



Swann bayonet lamp holder

Manufacturing material	Type	Code
brass	B 22d 4A 250V	859412



Cylindrical well glass fixture in painted brass

Power (W)	Lamp holder type	Diffuser	No. of cable glands	Version	Code
75			2 opposite	UNAV 2132	850143
60	E27	glass	2 combined bulkhead feedthrough	UNAV 2133	850054

Equipment included: 3/4" feedthrough brass cable glands. Internal and external earth screws.



Bodies for cylindrical well glass fixtures in painted brass

Power (W)	Lamp holder type	Diffuser	No. of cable glands	Version	Code
60	E27	glass	2 opposite	UNAV 2133	850045
			2 combined	UNAV 2134	851611

Equipment included: brass cable glands. Internal and external earth screws.

Features: the item code 815181 is UNAV 1796.



Diffusers for cylindrical well glass fixtures

Power (W)	Lamp holder type	Diffuser	Colour	Version	Code
60			transparent		850060
			blue		850061
40	E27	smooth glass	yellow	UNAV 1268	850062
			red		850063
			green		850064



Cylindrical well glass fixture in thermosetting GRP with steel protective cage

Power (W)	Lamp holder type	Diffuser	No. of entries	Version	Code
60	E27	ribbed glass	1 M20	portable UNAV 2137	814052

Equipment included: cable entry with 1 M20 cable gland and internal cable clamp.
Features: diffuser in ribbed clear glass. Lamp holder in porcelain.



Diffuser for well glass fixture portable

Power (W)	Lamp holder type	Diffuser	Colour	Version	Code
60	E27	ribbed glass	transparent	UNAV 1268	819012



Accessories NAVE light fixtures and cylindrical well glass fixtures E27



Globe-holder ring
for watertight cylindrical well glass fixtures
type UNAV 2133

Manufacturing material	Well glass fixture power (W)	Code
nickel-plated brass	60	850050



Ceiling installation bases
for cylindrical well glass fixtures
type UNAV 2132, 2122, 2134

Manufacturing material	Type	Code
galvanised and tropicalised steel	A UNAV 1228	850090



Wall mounting bases
for cylindrical well glass fixtures
type UNAV 2132, 2122, 2134

Manufacturing material	Type	Code
galvanised and tropicalised steel	B UNAV 1228	850091



Swann lamp holder with fins

Manufacturing material	Type	Code
brass	B 22d 4A 250V	859400



Protection cage in stainless steel
wire for watertight cylindrical well
glass fixtures
type UNAV 2132

Manufacturing material	Well glass fixture power (W)	Code
Stainless steel	60	819022
	75	850172



Reflectors
for cylindrical well glass fixtures

Manufacturing material	Well glass fixture power (W)	Code
painted galvanised steel	60	819030
	75	819130
	100	819230



Brass cable gland
UNAV 1062 type

Threading	Code
M24x1.5	585480



Brass screw cap with gaskets

Threading	Code
M24x1.5	585490



Washers with seals

Manufacturing material	Diameter (mm)	Code
brass	10	585408
	13	585412
	16	585415



Services



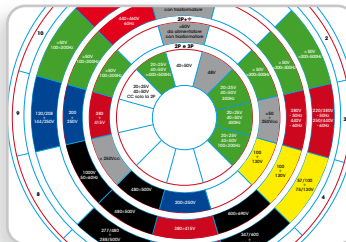
SPARE PARTS

Page 428



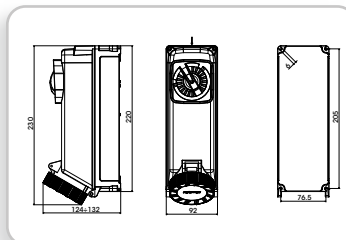
LABORATORY TESTS

Page 436



CERTIFICATIONS AND STANDARDS

Page 444




DIMENSIONS

From 3630 lm to 4835 lm
Page 454

750550	8	1	59-127	760347
750650	8	1	59-127	760349
750750	8	1	59-127	760434
751530	8	1	59	760436
751550	8	1	59	760437
751650	8	1	59	760439
751750	8	1	59	760444

SEQUENTIAL INDEX

Page 508



CONDITIONS OF SALE

Page 529



Spare parts



90° angled wall-mounted fixed plugs for heavy-duty applications 50/60Hz IP67

Rated current (A)	Rated voltage (V)	Voltage colour	Poles	h ref.	Palazzoli code	Pack Qty
16	110	Yellow	2P+ ⚡	4	476203	1
	110	Yellow	3P+ ⚡	4	476213	1
	110	Yellow	3P+N+ ⚡	4	476223	1
	230	Blue	2P+ ⚡	6	476303	10
	230	Blue	3P+ ⚡	9	476313	1
	230	Blue	3P+N+ ⚡	9	476323	1
	400	Red	2P+ ⚡	9	476403	1
	400	Red	3P+ ⚡	6	476413	1
	400	Red	3P+N+ ⚡	6	476423	1
	32	110	Yellow	2P+ ⚡	4	476206
110		Yellow	3P+ ⚡	4	476216	1
110		Yellow	3P+N+ ⚡	4	476226	1
230		Blue	2P+ ⚡	6	476306	1
230		Blue	3P+ ⚡	9	476316	1
230		Blue	3P+N+ ⚡	9	476326	1
400		Red	2P+ ⚡	9	476406	1
400		Red	3P+ ⚡	6	476416	1
400		Red	3P+N+ ⚡	6	476426	1
380/440		Red	3P+ ⚡	3	476486	1



Blind front panel for PRIMA distribution boards

Description	Palazzoli code	Pack Qty
Spare blind frontal part	579592	1



Cover with transparent door for PRIMA distribution boards

Description	No. of DIN modules	Palazzoli code	Pack Qty
spare blind frontal part	9	579462	1

Equipment included: stainless steel screws, DIN rail.
Uses: RCDS can be installed for protection against indirect contacts.



Spacer kit for terminal blocks of PRIMA sockets with fuses in flush-mounted boxes

Description	Palazzoli code	Pack Qty
3 spacers thickness 1 mm	579590	1



Aesthetic frame for topTER socket-outlets

Description	Palazzoli code	Pack Qty
reduces the flange hole from 88x100 to 65x83	579846	1



Kit for mounting padlockable handles on 0 and 1 for 16A to 63A devices

For TAIS socket-outlets module	For ALUPRES socket-outlets module	For CAM devices module	Palazzoli code	Pack Qty
M95	M92	M95	538295	1
M125	M125	M125	538225	1

Equipment included: kit consisting of front plate, handle, screw cover cap, screw and washer.



Kit for mounting padlockable emergency handles in 0 and 1 positions for 16A to 63A devices

For TAIS socket-outlets module	For ALUPRES socket-outlets module	For CAM devices module	Palazzoli code	Pack Qty
M95	M92	M95	538395	1
M125	M125	M125	538325	1

Equipment included: kit consisting of front plate, handle, screw cover cap, screw and washer.



Padlockable spare knobs for switched socket-outlets and control devices

For socket-outlets and control devices of the TAIS - ALUPRES - CAM series	Block position	Palazzoli code	Pack Qty
module 92 - 95	0	270902	1
module 92 - 95	1	270903	1
module 125	0	270912	1
module 125	1	270913	1

Uses: prevents the operation of unqualified persons. Very useful during maintenance operations for the block in position 0.



Padlockable emergency spare knobs for switched socket-outlets and control devices

For socket-outlets and control devices of the TAIS - ALUPRES - CAM series	Block position	Palazzoli code	Pack Qty
module 92 - 95	0	270914	1
module 125	0	270916	1

Features: thermoplastic material.



Spare parts



Spare socket inserts with metal support for TAIS and ALUPRES socket-outlets 50/60Hz

Rated current (A)	Rated voltage (V)	Voltage colour	Poles	h ref.	Palazzoli code	Pack Qty
63	230V	●	2P+⊕	6	472970	1
	400V	●	3P+⊕	6	472971	1
	400V	●	3P+N+⊕	6	472972	1
125	400V	●	3P+⊕	6	472980	1
	400V	●	3P+N+⊕	6	472981	1

Notes: not compatible with black inserts.



Spare socket inserts for socket-outlets with transformer

Series	Power (VA)	Palazzoli code	Pack Qty
TAIS M95 - ULYSSE	150	472990	1
ALUPRES	144	472991	1



Replacement transformer for 24V and 48V sockets 50/60Hz

Rated current (A)	Rated voltage (V)	Voltage colour	Power (VA)	Palazzoli code	Pack Qty
16	230/24	●	150	471950	1
	230/24	●	144	471922	1
	400/24	●	144	471932	1
32	230/48	●	720	471908	1
	400/48	●	720	471909	1



Spare signalling lamp for sockets with MCB of the TAIS and ALUPRES series

Rated current (A)	Rated voltage (V)	Palazzoli code	Pack Qty
16-32-63	110	474951	1
	230	474953	1
	400	474955	1



Spare CAM switches for sockets with switch of the TAIS and ALUPRES series

Rated current (A)	Poles	Type	Palazzoli code	Pack Qty
16	4P	CAM	274854	1
32	2P - 4P	CAM	274857	1
63	4P	CAM	274828	1
125	4P	CAM	274948	1

Note: for 16A and 32A socket-outlets manufactured before 1990. Use 4P switches also when replacing 2P and 3P switches and wire only those that are required.



Spare switches for sockets with switch of the ULYSSE, TAIS and ALUPRES series

Rated current (A)	Poles	Palazzoli code	Pack Qty
16 - 32	2P - 4P	274657	1
63	3P - 4P	274658	1
125	3P - 4P	274659	1

Note: Use 4P switches also when replacing 2P and 3P switches and wire only those that are necessary.



Kit for mounting auxiliary contacts for 16A and 32A TAIS socket-outlets

For TAIS - ULYSSE - ALUPRES socket-outlets	Contact type 10A	Palazzoli code	Pack Qty
16A - 32A	NCP - NAA - NC NA - NA+NC	270335	1

Equipment included: kit consisting of protection cap, contact control cam and door lock. Notes: auxiliary contacts not included.



Spare parts



Spare screwcaps
for Diazed fuse-holder bases
for TAIS and ALUPRES socket-outlets

Rated current (A)	Fuse type	Palazzoli code	Pack Qty
25	E16 (NDz) reduced	347001	10
25	E27 (DII)	347003	50
63	E33 (DIII)	347005	50

* only for code 347082.



Diazed fast fuses
500V

Fuse holder base	Rated current (A)	Palazzoli code	Pack Qty
E16 (NDz)	16	348117	25
E16 (NDz)	25	348122	25
E16 (NDz)	30	348123	25
E33 (DIII)	32	348326	25
E33 (DIII)	63	348333	5



Diazed delayed fuses
500V

Fuse holder base	Rated current (A)	Palazzoli code	Pack Qty
E16 (NDz)	16	349117	25
E16 (NDz)	25	349122	25
E16 (NDz)	30	349123	25
E27 (DII)	16	349217	25
E33 (DIII)	32	349326	25
E33 (DIII)	63	349333	5



ACR fuses
with high breaking capacity
500V

Fuse holder base	Rated current (A)	Palazzoli code	Pack Qty
GR.00	100	339039	3
GR.00	125	339041	3
GR.1	200	339147	3
GR.1	250	339150	3
GR.2	400	339259	3
GR.3	630	339367	1



ACR fuse extraction handles

For fuses	Palazzoli code	Pack Qty
GR.00-0-1-2-3	339998	10
GR. 00	339988	1

Features: code 339988 is to be used with devices code 283053, code 293053, code 337010, code 337050 and 125A interlocked socket-outlets.



Fittings with Pg threading
in technopolymer
for composition of socket boards
IP67

Pg	Mounting hole (mm)	For cable Ø (mm)	Palazzoli code	Pack Qty
21	29	17	580242	5
29	38	24	580243	5
36	48	37	580244	1



Transparent lids in polycarbonate
for modular devices

No. of DIN modules	Dimensions (mm)	Palazzoli code	Pack Qty
4	92x84x30	538610	10
6.5 or 7.5	152x84x30	538620	10
9 or 11	214x84x30	538630	5

Features: padlockable lid and with tamper-proof screw.



Spare parts



Spare gaskets in non-ageing elastomer for socket-outlets and boxes of the TAIS and ALUPRES series

For windows	Palazzoli code	Pack Qty
F0	540000	1
F1	540001	1
F2	540002	1
F3	540003	1
F4	540004	1
F5	540005	1
F6	540006	1



Spare socket/plug inserts with flat poles FP type

For socket/plug code	Palazzoli code	Pack Qty
422039, 421029	421909	1
427019	427909	1



Spare switches for sockets with flat poles ALUPRES series

For socket code	Switch type	Palazzoli code	Pack Qty
422039	3x400A	274772	1



Spare blind door for TAIS CUBE boards IP66

Size	Outer dimensions (mm)	Palazzoli code	Pack Qty
1	260x305	550701	1
2	340x430	550702	1
3	450x505	550703	1
4	450x655	550704	1
5	560x655	550705	1
6	630x810	550706	1
7	850x1060	550707	1



Spare transparent door for TAIS CUBE boards IP66

Size	Outer dimensions (mm)	Palazzoli code	Pack Qty
1	260x305	550731	1
2	340x430	550732	1
3	450x505	550733	1
4	450x655	550734	1
5	560x655	550735	1
6	630x810	550736	1
7	850x1060	550737	1



Spare standard lock kit

No. of locks	Size	Palazzoli code	Pack Qty
2	all TAIS CUBE series boards	550689	1



Spare parts



Domestic socket
Italian standard
bivalent P11/P17

Description	Pitch (mm)	Type	No. of modules	For pins (mm)	Palazzoli code	Pack Qty
2P+T 10/16A Dual	19/26	P11/P17	1	Ø 4/5	641216	1

Features: shuttered receptacles. Rear terminals equipped with cable tie plates and captive screws.



Schuko domestic socket
Italian/German standard
P30

Description	Pitch (mm)	Type	No. of modules	For pins (mm)	Palazzoli code	Pack Qty
2P+T 10/16A UNEL/P30 Schuko type (with lateral and central earth)	19	P30	2	Ø 4/4.8	643216	10

Features: shuttered receptacles.
Rear terminals equipped with cable tie plates and captive screws.



Spare diffusers
for signalling lamps
TAIS MIGNON series

Colour	Palazzoli code	Pack Qty
red	800091	10
green	800092	10
yellow	800094	10
transparent	800093	10



Screwcaps
with Gas threading
IP67

Mounting hole type (mm)	Palazzoli code	Pack Qty
3/8"	580051	5
1/2"	580052	5
3/4"	580054	5

Uses: it closes unused Gas threaded holes.



Coupling fittings
with Gas threading
IP67

Mounting hole type (mm)	Internal hole Ø (mm)	Palazzoli code	Pack Qty
1/2"	16	590002	5
3/4"	20	590004	1

Equipment included: complete with gasket in elastomer.
Uses: they are used to couple boxes with the same passage holes.



Spare coils
for ALARM and NAVE sirens

Rated voltage (V)	For siren code	Palazzoli code	Pack Qty
24	900453, 900553	900459	1
110	900463, 900563	900469	1
230	900473, 900573	900479	1



Spare coils
for ALARM and NAVE bells

Rated voltage (V)	For siren code	Palazzoli code	Pack Qty
24	900253, 900255, 900355	900259	1
110	900263, 900265, 900266, 900365	900269	1
230	900273, 900375	900279	1



Spare parts



Spare door kit for assemblies

For distribution boards type	Palazzoli code	Pack Qty
ENERGYBOX surface/zone	501531	1



Spare handles for control devices of the CAM series

For control devices type	Palazzoli code	Pack Qty
for distribution boards, flush-mounting and cabinets 16/25A	270901	1
for distribution boards, flush-mounting and cabinets 40/63A	270911	1
for boxes, distribution boards and cabinets 100/200A, for interlocked socket-outlets 125A	270921	1



Spare inserts for watertight control devices of NAVE series UNAV 2162 type

Device code	Palazzoli code	Pack Qty
232616, 232626, 262636	239611	5
232627, 232637	239612	5
232628	239613	5



Spare levers for control devices of the CAM series for back panel mounting

For control devices type	Palazzoli code	Pack Qty
16/25A	270941	1
40/63A	270951	1
100/800A	270961	1



Spare parts



UNAV 2132 Spare glass diffusers for oval bulk-head lamps

Colour	Light fixtures max. power	Palazzoli code	Pack Qty
transparent	60W	831512	1
	75W	831612	1
	100W	831712	1



Spare glass diffusers for round bulk-head lamps

Colour	Light fixtures max. power	Palazzoli code	Pack Qty
transparent	75W	830512	1



Spare gaskets in non-ageing elastomer for oval bulkhead lamps

Light fixtures max. power	Palazzoli code	Pack Qty
60W	831540	1
75W and 5-7W	831640	1
100W and 5-7-9W	831740	1



Spare gaskets in non-ageing elastomer for round bulkhead lamps

Light fixtures max. power	Palazzoli code	Pack Qty
75W	830540	1



Spare lamp holders E27 in porcelain with bracket for oval and round bulk-head lamps

Manufacturing material	Palazzoli code	Pack Qty
porcelain	819056	10



Spare lamp holders E27 in porcelain for RINO cylindrical lighting fixtures and UNAV 2137 NAVE series lighting fixture

Manufacturing material	Palazzoli code	Pack Qty
porcelain	819055	20



Spare diffusers in polycarbonate for RINO steel light fixtures

Length (mm)	Manufacturing material	Diffuser colour	Palazzoli code	Pack Qty
690	polycarbonate	transparent	820020	1
	polycarbonate	opaline	820021	1
	glass	transparent	820022	1
1300	polycarbonate	transparent	820030	1
	polycarbonate	opaline	820031	1
	glass	transparent	820032	1

Note: The following codes are suitable for fluorescent light fixtures in the industrial and naval sectors and LED light fixtures in the naval sector.



Spare parts



Spare lamp holders E27
for NAVE well glass fixtures
UNAV 2132, 2133, 2134

Manufacturing material	Palazzoli code	Pack Qty
porcelain	859180	1



Cylindrical diffuser
in smooth glass
for well glass fixtures
UNAV 2132

Well glass fixtures max. power	Palazzoli code	Pack Qty
75W	819160	1



Spare globe holder ring
in grey brass for well glass fixtures
with cylindrical diffuser of the NAVE series
UNAV 2134 type

Well glass fixtures max. power	Palazzoli code	Pack Qty
60W	819001	1



Spare support
UNAV 1236.1
with screws for fixing the lamp holder
for well glass fixtures NAVE

Well glass fixtures max. power	Palazzoli code	Pack Qty
75W	859188	10



Spare gaskets
in non-ageing elastomer
for well glass fixtures
of the RINO and NAVE series

Well glass fixture type	Well glass fixtures max. power	Palazzoli code	Pack Qty
cylindrical	60W	819040	1
	75W	819140	1
	100W	831640	1
UNAV 2133	60W	850080	1




Heating Testing



One of the tests required by electrical safety standards is the product's heating test, which verifies its continued safety under normal operating conditions. The product is fed under the worst load conditions as per specifications and it is checked that the temperature of critical components, materials and accessible parts does not exceed the limit values permitted by the product standards.



Endurance Testing



The purpose of the endurance test is to verify that the safety performance of products is maintained even after the wear and tear caused by using the product during its lifetime. The test consists of performing cycles of plugging and unplugging the plugs from the socket-outlets connected to a load corresponding to the product ratings. At the end of the test, the safety requirements of the standards must be maintained.



Impact resistance testing




The IEC/EN 62262 standard defines a coding system, the IK code, to indicate the level of protection provided by an enclosure of electrical equipment against external mechanical impacts.

Symbol	00	no protection.
IK	01	resistant to impacts with an energy up to 0.150 J
	02	resistant to impacts with an energy up to 0.200 J
	03	resistant to impacts with an energy up to 0.350 J
	04	resistant to impacts with an energy up to 0.500 J
	05	resistant to impacts with an energy up to 0.700 J
	06	resistant to impacts with an energy up to 1.00 J
	07	resistant to impacts with an energy up to 2.00 J
	08	resistant to impacts with an energy up to 5.00 J
	09	resistant to impacts with an energy up to 10.00 J
	10	resistant to impacts with an energy up to 20.00 J
	11	resistant to impacts with an energy up to 50.00 J



Test of the degree of protection against solid objects and liquids




The IEC/EN 60529 standard allows to indicate through the IP (Ingress Protection) rating system the degree of protection provided by the enclosures of electrical equipment against access to hazardous parts and against the penetration of solid foreign bodies and/or water.

Symbol	1st digit: Protection against penetration by solid foreign bodies		2nd digit: Protection against the penetration of liquids	
	IP	0	No Protection.	0
1		Protected against the penetration of solid foreign bodies larger than 50 mm (hands).	1	Protected against the vertical fall of water drops.
2		Protected against the penetration of solid foreign bodies larger than 12 mm (fingers).	2	Protected against the fall of water drops at a maximum angle of 15° to the vertical.
3		Protected against the penetration of solid foreign bodies larger than 2.5 mm (tools, cables).	3	Protected against falling rain with a maximum inclination of 60° to the vertical.
4		Protected against the penetration of solid foreign bodies larger than 1 mm (wires).	4	Protected against water splashes coming from all directions.
5		Protected against harmful dust deposits affecting good operation.	5	Protected against jets of water coming from all directions.
6		Totally protected against dust.	6	Protected against water projections similar to sea waves.
Warning IPX7 and IPX8 protection degrees do not include IPX5 and IPX6 protection degrees. A double rating is applied: IP66/IP67 enclosures meet the requirements for both exposure to high-energy water jets and temporary immersion. While enclosures IP67 are deemed suitable for temporary immersion only		7	Protected against the effects of temporary immersion in water under specified duration and pressure conditions.	
		8	Protected against the effects of continuous immersion inside water under defined pressure conditions.	
		9	Protected against high temperature and high pressure jets.	



Glow wire test



The Glow-wire Test simulates the effects of a thermal stress caused by an electrically heated source to reproduce a fire hazard. The plastic material is brought into contact with an incandescent wire to simulate the possible effects of an electrical system that has been overheated for a short time following a fault, resulting in a possible fire hazard. The purpose of the test is to verify the self-extinguishing properties and non-flame propagation of insulation materials.



Corrosion resistance test



This test is used to measure the insulation capacity of solid insulation materials against surface discharges (called traces) under wet conditions. The 'trace' is a conductive path that forms on the surface of an insulating material due to the voltage present between two points in the presence of wet conducting pollution. It can generate overheating, fire and however irreversibly alters the insulating properties of the material.



Environmental tests (corrosion, temperature and humidity)



Environmental tests examine the effects of various climatic conditions on the components and construction materials of devices to ensure their safety and performance even under extreme weather conditions. Salt spray tests are among the most effective for simulating the real lifespan of materials and surface coatings in relation to resistance to deterioration in aggressive environments.

Symbol	Corrosivity categories according to ISO 12944-2, ISO 9223	
C	C1	Very low corrosivity resistance
	C2	Low corrosivity resistance
	C3	Medium corrosivity resistance
	C4	High corrosivity resistance
	C5	Very high corrosivity resistance
	CX	Extreme corrosivity resistance
	ISO 12944-1 durability ranges	
	(L)	low durability: < 7 years
	(M)	medium durability: 7-15 years
	(H)	high durability: 15-25 years
	(VH)	very high-durability: >25 years



Test for photometric data



Photometric tests, carried out using a mirror goniophotometer, allow the total flux emitted by the light fixtures to be measured and their photometric distribution to be determined. The simultaneous measurement of all electrical parameters of the light fixture being tested also makes it possible to determine its efficacy in lm/W .



Resistance to chemical agents and atmospheric conditions

The resistance of a material to the erosive and ageing action of chemicals or atmospheric agents is not a direct relationship, but depends on the conditions of installation, temperature, chemical agent concentration and on the other interactions that different substances present inside the atmosphere can have on the concerned product. Material chemical resistance tables, resulting from lab tests, represent a useful instrument, but provide indications only, as universal installation conditions cannot be established. To make reading easier, and taking what is stated above into account, we summarised the material resistance levels in 3 values: high resistance (arrow up), partial resistance (arrow to the right) and low resistance (arrow down).

Thermoplastic									
WATER	SALINE SOLUTION	ACIDS		BASES		SOLVENTS			
		CONCENTRATED	DILUTED	CONCENTRATED	DILUTED	ALCOHOL	ACETONE	PERCHLOROETHYLENE	BENZENE
↑	→	↓	→	→	↑	→	↑	→	↑
OILS		FATS		AMMONIA	OXIDISERS	INORGANIC SALTS	GASOLINE	DETERGENTS	U.V. RAYS
MINERAL	VEGETABLE	ANIMAL	SYNTHETIC						
↑	↑	↑	↑	↑	↓	↑	↑	↑	→

Technopolymer - Antistatic technopolymer									
WATER	SALINE SOLUTION	ACIDS		BASES		SOLVENTS			
		CONCENTRATED	DILUTED	CONCENTRATED	DILUTED	ALCOHOL	ACETONE	PERCHLOROETHYLENE	BENZENE
↑	↑	↓	→	→	↑	→	↑	→	↑
OILS		FATS		AMMONIA	OXIDISERS	INORGANIC SALTS	GASOLINE	DETERGENTS	U.V. RAYS
MINERAL	VEGETABLE	ANIMAL	SYNTHETIC						
↑	↑	↑	↑	↑	↓	↑	↑	↑	↑

Palazzoli Thermosetting GRP - Palazzoli antistatic thermosetting GRP									
WATER	SALINE SOLUTION	ACIDS		BASES		SOLVENTS			
		CONCENTRATED	DILUTED	CONCENTRATED	DILUTED	ALCOHOL	ACETONE	PERCHLOROETHYLENE	BENZENE
↑	↑	↑	↑	→	↑	↑	↑	↑	↑
OILS		FATS		AMMONIA	OXIDISERS	INORGANIC SALTS	GASOLINE	DETERGENTS	U.V. RAYS
MINERAL	VEGETABLE	ANIMAL	SYNTHETIC						
↑	↑	↑	↑	↑	↑	↑	↑	↑	↑

Rubber									
WATER	SALINE SOLUTION	ACIDS		BASES		SOLVENTS			
		CONCENTRATED	DILUTED	CONCENTRATED	DILUTED	ALCOHOL	ACETONE	PERCHLOROETHYLENE	BENZENE
↑	↑	→	↑	↑	↑	↑	→	↓	↓
OILS		FATS		AMMONIA	OXIDISERS	INORGANIC SALTS	GASOLINE	DETERGENTS	U.V. RAYS
MINERAL	VEGETABLE	ANIMAL	SYNTHETIC						
↓	↓	↓	↓	↑	→	↑	↓	↑	↑

EN 46100 aluminium alloy									
WATER	SALINE SOLUTION	ACIDS		BASES		SOLVENTS			
		CONCENTRATED	DILUTED	CONCENTRATED	DILUTED	ALCOHOL	ACETONE	PERCHLOROETHYLENE	BENZENE
↑	→	↓	→	→	↑	↑	↑	↑	↑
OILS		FATS		AMMONIA	OXIDISERS	INORGANIC SALTS	GASOLINE	DETERGENTS	U.V. RAYS
MINERAL	VEGETABLE	ANIMAL	SYNTHETIC						
↑	↑	↑	↑	↑	→	↑	↑	↑	↑



Resistance to chemical agents and atmospheric conditions

EN44300 aluminium alloy and marine aluminium Alloy

WATER	SALINE SOLUTION	ACIDS		BASES		SOLVENTS			
		CONCENTRATED	DILUTED	CONCENTRATED	DILUTED	ALCOHOL	ACETONE	PERCHLOROETHYLENE	BENZENE
↑	↑	→	↑	→	↑	↑	↑	↑	↑
OILS		FATS		AMMONIA	OXIDISERS	INORGANIC SALTS	GASOLINE	DETERGENTS	U.V. RAYS
MINERAL	VEGETABLE	ANIMAL	SYNTHETIC						
↑	↑	↑	↑	↑	↑	↑	↑	↑	↑

Painted galvanised steel

WATER	SALINE SOLUTION	ACIDS		BASES		SOLVENTS			
		CONCENTRATED	DILUTED	CONCENTRATED	DILUTED	ALCOHOL	ACETONE	PERCHLOROETHYLENE	BENZENE
↑	→	↓	→	→	↑	↑	↑	↑	↑
OILS		FATS		AMMONIA	OXIDISERS	INORGANIC SALTS	GASOLINE	DETERGENTS	U.V. RAYS
MINERAL	VEGETABLE	ANIMAL	SYNTHETIC						
↑	→	→	↑	↑	→	→	↑	↑	↑

INOX 304 stainless steel

WATER	SALINE SOLUTION	ACIDS		BASES		SOLVENTS			
		CONCENTRATED	DILUTED	CONCENTRATED	DILUTED	ALCOHOL	ACETONE	PERCHLOROETHYLENE	BENZENE
↑	↑	→	↑	→	↑	↑	↑	↑	↑
OILS		FATS		AMMONIA	OXIDISERS	INORGANIC SALTS	GASOLINE	DETERGENTS	U.V. RAYS
MINERAL	VEGETABLE	ANIMAL	SYNTHETIC						
↑	↑	↑	↑	↑	→	↑	↑	↑	↑

316L stainless steel

WATER	SALINE SOLUTION	ACIDS		BASES		SOLVENTS			
		CONCENTRATED	DILUTED	CONCENTRATED	DILUTED	ALCOHOL	ACETONE	PERCHLOROETHYLENE	BENZENE
↑	↑	↑	↑	↑	↑	↑	↑	↑	↑
OILS		FATS		AMMONIA	OXIDISERS	INORGANIC SALTS	GASOLINE	DETERGENTS	U.V. RAYS
MINERAL	VEGETABLE	ANIMAL	SYNTHETIC						
↑	↑	↑	↑	↑	↑	↑	↑	↑	↑

Brass

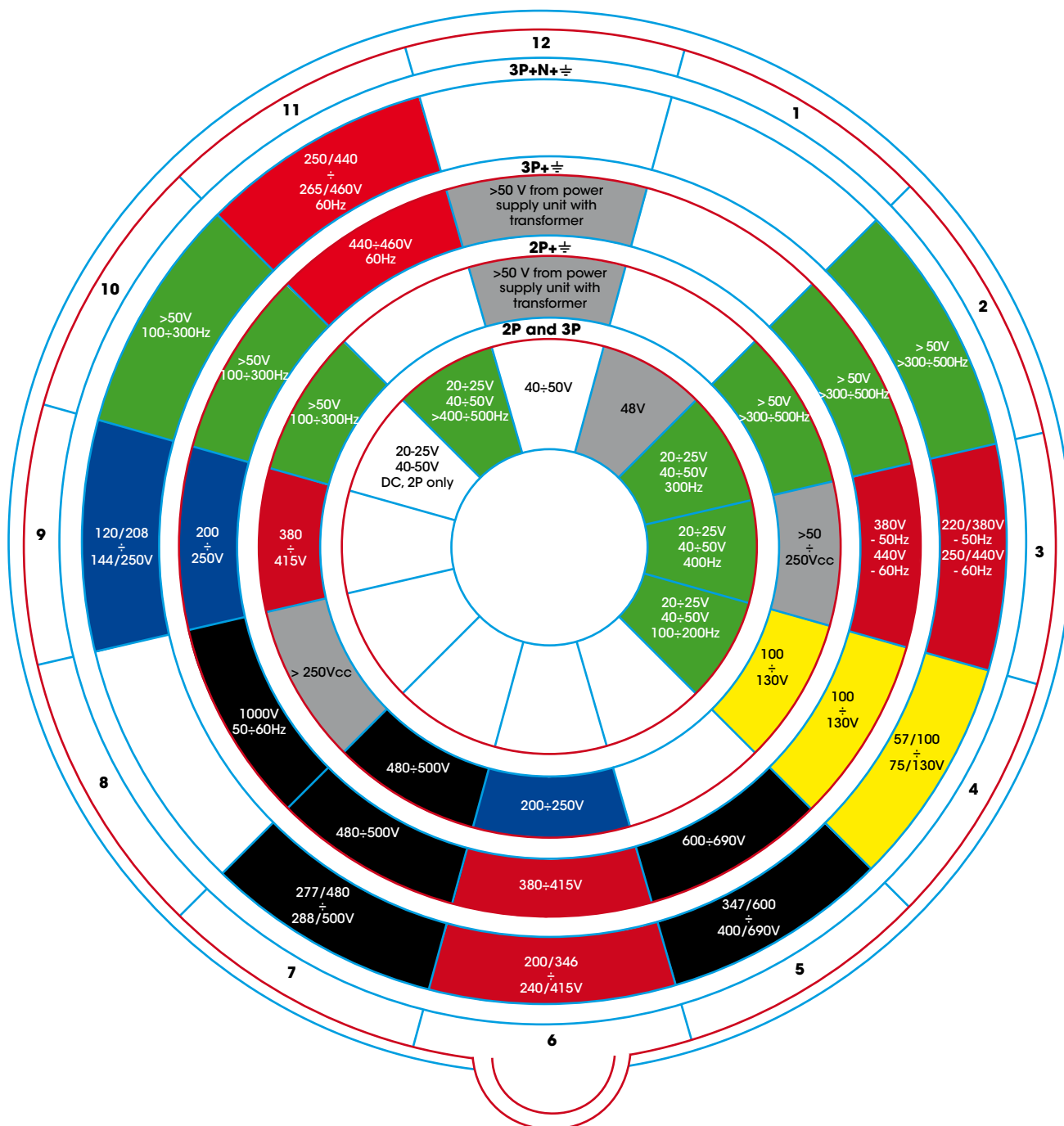
WATER	SALINE SOLUTION	ACIDS		BASES		SOLVENTS			
		CONCENTRATED	DILUTED	CONCENTRATED	DILUTED	ALCOHOL	ACETONE	PERCHLOROETHYLENE	BENZENE
↑	↑	↓	→	↓	→	↑	↑	↑	↑
OILS		FATS		AMMONIA	OXIDISERS	INORGANIC SALTS	GASOLINE	DETERGENTS	U.V. RAYS
MINERAL	VEGETABLE	ANIMAL	SYNTHETIC						
↑	↑	→	↑	↑	→	↑	↑	↑	↑

Legend: ↑ high resistance → partial resistance ↓ low resistance



Hour Reference according to EN 60309-1 and EN 60309-2

Voltage and current combinations differ based on the position of the earth contact in one of the twelve different positions at 30° from one another around the pole circle. The reference of the different position is given by looking at the socket-outlet open (front) side; the 6 o'clock (180°) position is pointing down. The most common positions are yellow 2P+⊕, blue 2P+⊕, red 3P+⊕ and red 3P+N+⊕.





Interlocked socket-outlets

EN 60309-1 standard specifies that socket-outlets must have a suitable breaking capacity and must withstand, with no excessive wear, the mechanical, electrical and temperature stresses originated during standard operation. If breaking capacity is too low (usually in higher capacity socket-outlets) or if additional safety is required under specific conditions (as envisaged by CEI 64/8), a suitable interlock device is required.



OPERATOR'S RISKS

When you plug in or unplug a plug into its socket, you run the risk of a direct electrical contact. If the fixed socket-outlet is a ground, you always run the risk of indirect electrical contact. Laboratory experiments made on 16A socket-outlets showed that when the short-circuit current exceeds 4-5kA, the arc can become very dangerous (violent expulsion of gas with explosive phenomenon). There are also risks which could be originated by the environment, such as the risk of fire, for which electrical components must not be a cause of ignition and drag.

RISK PREVENTION

To prevent the risks operator is subject to, socket-outlets must prevent both direct and indirect electrical contacts. A good method to prevent direct electrical contacts is the interlock device.

INTERLOCK DEVICES

Interlock devices must be connected to a disconnecter switch so as to prevent the plug from being unplugged from the fixed socket-outlet when the contacts are live and, at the same time, to prevent the plug from being plugged in while the disconnecter switch is in closed position. This lock can be either mechanical or electrical. In case of mechanical lock, switch and socket-outlet must be integral with each other. In case of electrical lock, an auxiliary contact will be fitted on the socket-outlet and operated by plugging in the plug. This contact will operate on switch locking coil, allowing contact closing only with plug duly plugged in.

Standard EN 60309-4 provides for a short-circuit resistance of at least 10kA and utilisation category AC-22A.





Isolator switches

The aim of switches and isolators is to enable or disable defined loads and, if necessary, to provide for the relevant protection. Based on the equipment functional mode, there can be:

-) Isolators: these are devices able to supply continuous current, but unable to establish or to interrupt it. Their main function is to ensure power supply electrical separation. To this end, the isolator must ensure, in the opening position, a suitable distance between contacts;
-) Switches: they differ from isolators as they can establish or interrupt the load current, taking also into account the temporary standard overload conditions. They can thus perform the actual opening and closing controls also with connected loads;
-) Switch-disconnectors: these are control switches that, in the opening position, meet the isolating capacities specified for an isolator switch.

The following tables summarise the meaning of the use categories.

Switching and disconnecting of power circuits	Type of current	Utilisation category		Typical applications
		frequent operation	infrequent operation	
Alternating current		AC-20A (*)	AC-20B (*)	Connecting and disconnecting under no-load conditions
		AC-21A	AC-21B	Control of resistive loads with moderate overcurrents
		AC-22A	AC-22B	Control of mixed resistive and inductive loads with moderate overcurrents
		AC-23A	AC-23B	Control of motors or other highly inductive loads
Direct current		DC-20A (*)	DC-20B (*)	Connecting and disconnecting under no-load conditions
		DC-21A	DC-21B	Control of resistive loads with moderate overcurrents
		DC-22A	DC-22B	Control of mixed, resistive and inductive, loads, with moderate overcurrents (e.g. shunt motors)
		DC-23A	DC-23B	Control of highly inductive loads (e.g. motors in series)

(*) The use of these categories is not permitted in the USA.

Motor start-up

Type of current	Category	Typical applications
Alternating current	AC-2	Slip-ring motors: starting, plugging (*1), stopping
	AC-3	Squirrel-cage motors: starting, stopping
	AC-4	Squirrel-cage motors: starting, plugging (*1), inching (*2)
Direct current	DC-3	Shunt-motors: starting, plugging (*1), inching (*2), dynamic motor plugging in DC
	DC-5	Motors in series: starting, plugging (*1), inching (*2), dynamic motor plugging in DC

(*1) by plugging it is intended a stopping or a reversal of the motor direction by inverting the primary connections of the motor while it is still running.
 (*2) by inching it is intended a command characterised by one or more short breaks of the power supply circuit in order to jog the motor.

Comparison between test values for AC-23A and AC-3 categories	Closing and opening power tests					Operating performance tests					
	V _{test}	V _{test}		cosφ	No. of op.	V _{test}	V _{test}		cosφ	V _{test}	
		Closes	Opens				Closes	Opens		empty	load
AC-23A	1.05 U _e	10 I _e	8 I _e	0.45/0.35	5/3	U _e	I _e	I _e	0.65	8500	1500
AC-3	1.05 U _e	8 I _e	8 I _e	0.45/0.35	50	1.05 U _e	2 I _e	2 I _e	0.45/0.35	-	6000

The use of category AC-23A and AC-3 control and isolator switches covers the majority of applications in industrial plants and systems, as they are suitable for use even after a high number of operations and under overload conditions.

The above-indicated performance data for the isolator switches of the CAM-ST, CAM-SZ and CAM series were obtained using dual breaker cells with robust pads in Ag which guarantee the best possible performance of closing/opening powers, performances in short-circuit conditions, and they also allow a high number of disconnecting instances without losing their characteristics of high electrical reliability and durability.



Isolator switches

CAM AND CAM-ALUPRES SWITCHES	SWITCHES - ISOLATOR SWITCHES							ISOLATORS			
	CAM 16 6 poles	CAM 25 6 poles	CAM 40 6 poles	CAM 63 6 poles	CAM 100	CAM 200	CAM 400	CAM 600	CAM 800	CAM 1200	
Rated insulation voltage Ui	V	500	500	500	500	500	500	500	500	500	
Rated impulse-withstand voltage Uimp	kV	4	4	4	4	4	4	4	4	4	
Rated closing capacity	A	160	250	400	630	1000	1250	1250	1250	1250	
Rated breaking capacity	A	128	200	320	504	800	1000	1000	1000	1000	
Protection against short circuit											
Rated short-time (1 sec.) withstand current	A	240	380	600	950	1500	3000	3000	3000	3000	
Conditional short-circuit current	kA	10	10	10	10	15	10	15	15	15	
Protective fuse max. current (gG)	A	16	25	40	63	100	200	400	600	800	
Rated and interrupted thermal current Ith = Iu	A	16	25	40	63	100	200	400	600	800	
Rated use voltage Ie											
AC-21A 415V 500V	A	16	25	40	63	100	200	-	-	-	
AC-22A 415V 500V	A	16	25	40	63	100	200	-	-	-	
AC-23A 230V 400V 500V	A	16	25	40	63	100	200	-	-	-	
AC-23A 230V 400V 500V	kW	5.1 8.9 11.1	8.0 13.9 17.3	12.7 22.2 27.7	20.1 34.9 43.6	31.9 55.4 69.3	63.7 110.9 138.6	-	-	-	
AC-3 230V 400V 500V	kW	4.5 7.8 9.7	6.4 11.1 13.9	11.2 19.4 24.2	17.5 30.5 38.1	- - -	31.9 55.4 69.3	-	-	-	
AC-4 230V 400V 500V	kW	3.5 6.1 7.6	4.5 7.8 9.7	6.7 11.6 14.5	11.2 19.4 24.2	- - -	- - -	-	-	-	
DC-23A 240V	A	16	25	40	63	-	-	-	-	-	

CAM-ST SWITCH		CAM-ST 12	CAM-ST 16	CAM-ST 20	CAM-ST 25	CAM-ST 32	CAM-ST 40	CAM-ST 63
Rated insulation voltage Ui	V	690	690	690	690	690	690	690
Rated impulse-withstand voltage Uimp	kV	4	4	4	4	4	4	4
Rated closing capacity	A	120	160	200	250	320	400	630
Rated breaking capacity	A	96	128	160	200	256	320	504
Protection against short circuit								
Rated short-time (1 sec.) withstand current Icw	A	480	480	480	480	480	600	950
Conditional short-circuit current	kA	10	10	10	10	10	10	10
Protective fuse max. current (gI or aM)	A	12	16	20	25	32	40	63
Rated and interrupted thermal current Ith = Iu	A	12	16	20	25	32	40	63
Rated use voltage Ie								
AC-21A 400V 500V 690V	A	12	16	20	25	32	40	63
AC-22A 400V 500V 690V	A	12	16	20	25	32	40	63
AC-23A 230V 400V 500V 600V	A	10 6	14 10	18 12	20 16	32 25	40 32	63 50
AC-23A 230V 400V 500V 600V	kW	3.2 4.2 5.0	4.5 6.9 8.3	5.7 8.3 10.0	6.4 11.1 13.3	10.2 17.3 20.8	12.7 22.2 26.6	20.1 34.6 41.6
AC-3 230V 500V 400V 600V	kW	2.5 4.4 4.2 5.7	3.8 6.7 6.9 9.6	5.1 8.9 8.3 11.5	5.7 10.0 11.1 15.3	8.9 15.5 17.3 23.9	11.2 19.4 22.2 30.6	17.8 31.0 34.6 47.8
AC-4 400V	kW	1.2	1.7	2.2	2.5	3	5.5	7.5



Isolator switches

CAM AND CAM-SZ SWITCH		CAM-SZ CAM 16	CAM-SZ CAM 25	CAM-SZ CAM 32	CAM 40	CAM-SZ 40	CAM-SZ CAM 63	CAM-SZ CAM 100	CAM 125	CAM 160	CAM 200	CAM 250	CAM 400	CAM 630	
Rated insulation voltage Ui	V	690	690	690	690	690	690	690	750	1,000	1000	1000	1000	1,000	
Rated impulse-withstand voltage Uimp	kV	4	4	4	4	6	6	6	8	12	12	12	12	12	
Rated closing capacity	A	160	250	320	320	400	630	1,000	500	1600	2000	2500	4000	6300	
Rated breaking capacity	A	125	200	256	256	320	504	800	400	1280	1600	2000	3200	5040	
Protection against short circuit															
Rated short-time (1 sec.) withstand current Icw	A	240	375	480	480	480	756	1200	2500	8000	8000	8000	15000	16000	
Rated short-circuit making capacity (Icm) (690V)	kA	1.5	1.5	1.5	1.5	2.2	2.2	2.2	3.6	30	30	30	65	26	
Conditional short-circuit current	kA	10	10	10	10	10	10	10	-	-	-	-	-	-	
Protective fuse max. current (gG)	A	16	25	32	40	40	63	100	-	-	-	-	-	-	
Rated and interrupted thermal current Ith = Iu	A	16	25	32	40	40	63	100	125	160	200	250	400	630	
Rated use voltage Ie															
AC-21A	690V	A	16	25	32	40	40	63	100	125	160	200	250	400	630
AC-22A	690V	A	16	25	32	40	40	63	100	125	160	200	250	400	630
AC-23A	230V	A	16	25	32	32	40	63	63	90	160	200	250	400	630
	400V									70					
	500V									50					
	690V														
AC-23A	230V	kW	5.1	8.0	10.2	10.2	12.7	20.1	20.1	22	48	60	75	132	200
	400V		8.9	13.9	17.7	17.7	22.2	34.9	34.9	45	80	110	140	220	355
	500V		11.1	17.3	22.2	22.2	27.7	43.6	43.6	45	112	132	170	280	400
	690V		15.3	23.9	30.6	30.6	38.2	60.2	60.2	45	144	200	250	400	630
AC-3	230V	kW	5.1	8.0	10.2	10.2	12.7	15.9	15.9	-	-	-	-	-	-
	400V		8.9	13.9	17.7	17.7	22.2	27.7	27.7	-	-	-	-	-	-
	500V		11.1	17.3	22.2	22.2	27.7	34.6	34.6	-	-	-	-	-	-
	690V		15.3	23.9	30.6	30.6	38.2	47.8	47.8	-	-	-	-	-	-
AC-4	230V	kW	2.9	4.5	5.7	5.7	-	-	-	-	-	-	-	-	-
	400V		5.0	7.8	10.0	10.0	-	-	-	-	-	-	-	-	-
	500V		6.2	9.7	12.5	12.5	-	-	-	-	-	-	-	-	-

USE WITH DIRECT CURRENT															
DC-21A	Rated use voltage Ie	A	16	25	32	32	40	63	100	-	-	-	-	-	-
	Max. voltage per pole in series	V	240	240	240	240	250	250	250	-	-	-	-	-	-
DC-22A	Rated use voltage Ie	A	16	25	32	32	40	63	63	-	-	-	-	-	-
	Max. voltage per pole in series	V	200	200	200	200	250	250	250	-	-	-	-	-	-
DC-23A	Rated use voltage Ie	A	16	25	32	32	40	63	40	-	-	-	-	-	-
	Max. voltage per pole in series	V	120	120	120	120	125	125	125	-	-	-	-	-	-
Frequency of operations at rated current		Op./h	120	120	120	120	120	120	120	-	-	-	-	-	-
Cross-section of solid conductors		mm ²	1-10	1-10	1-10	1-10	6-35	6-35	6-35	10-70	10-70	-	-	-	240
Cross-section of flexible conductors		mm ²	1-10	1-10	1-10	1-10	6-35	6-35	6-35	-	-	-	-	-	-
Tightening torque		Nm	2	2	2	2	3	3	3	6	6	15-22	15-22	30-44	-



Electrical systems and distribution boards for construction sites

The electrical system of a construction site must meet the CEI 64-8/7 Standard (Electrical utility systems at a nominal voltage of no more than 1000 V in alternating current and 1500 V in direct current. Part 7: Particular environments and applications), which integrate the general requirements of CEI 64-8 Standard. Section 704 of this standard specifically covers "Construction and demolition sites".

A useful help to all plant installers for the execution of electrical installations in construction sites is provided by the Guide CEI 64-17, ed. 2010-2, "Guide to the execution of electrical installations on construction sites", which provides interesting information and suggestions for installation procedures. The guide also includes recommendations for circuits powered with plug-type sockets for the power supply of construction site electrical equipment that can be used by untrained personnel. In addition, the execution of the electrical system at construction sites is subject to Ministerial Decree 37/2008 and to Chapter IV of Legislative Decree 81/08 (ex Legislative Decree 494/96). Consequently, the electrical installer who builds the system, must issue the declaration of conformity as provided for in art. 7 of Ministerial Decree 37/08. The site's electrical system is excluded from the requirement that the project be signed by a professional technician registered in the register of building engineers. However, the installer is still obliged to issue a declaration of conformity (art. 10, paragraph 1, of Ministerial Decree 37/08).

We remind you art. 117 of Legislative Decree 81/2008 and art. 73 of Legislative Decree 106/2009 on safety distance from power lines.

Distribution boards for the distribution of electrical energy in construction sites must be constructed in compliance with the requirements of European Standard EN 61439-4 "Low-voltage (LV) switchgear and control gear assemblies, Part 4: Particular requirements for assemblies for construction sites (ACS)".

The standard defines low-voltage switchgear and controlgear subject to type tests for construction sites (ASC), in the following way: "Combination of one or several transforming or low voltage switching devices with associated control, measuring, signalling, protective and regulating equipment complete with all their internal electrical and mechanical connections and structural parts. designed and built for use on all construction sites, indoors and outdoors."

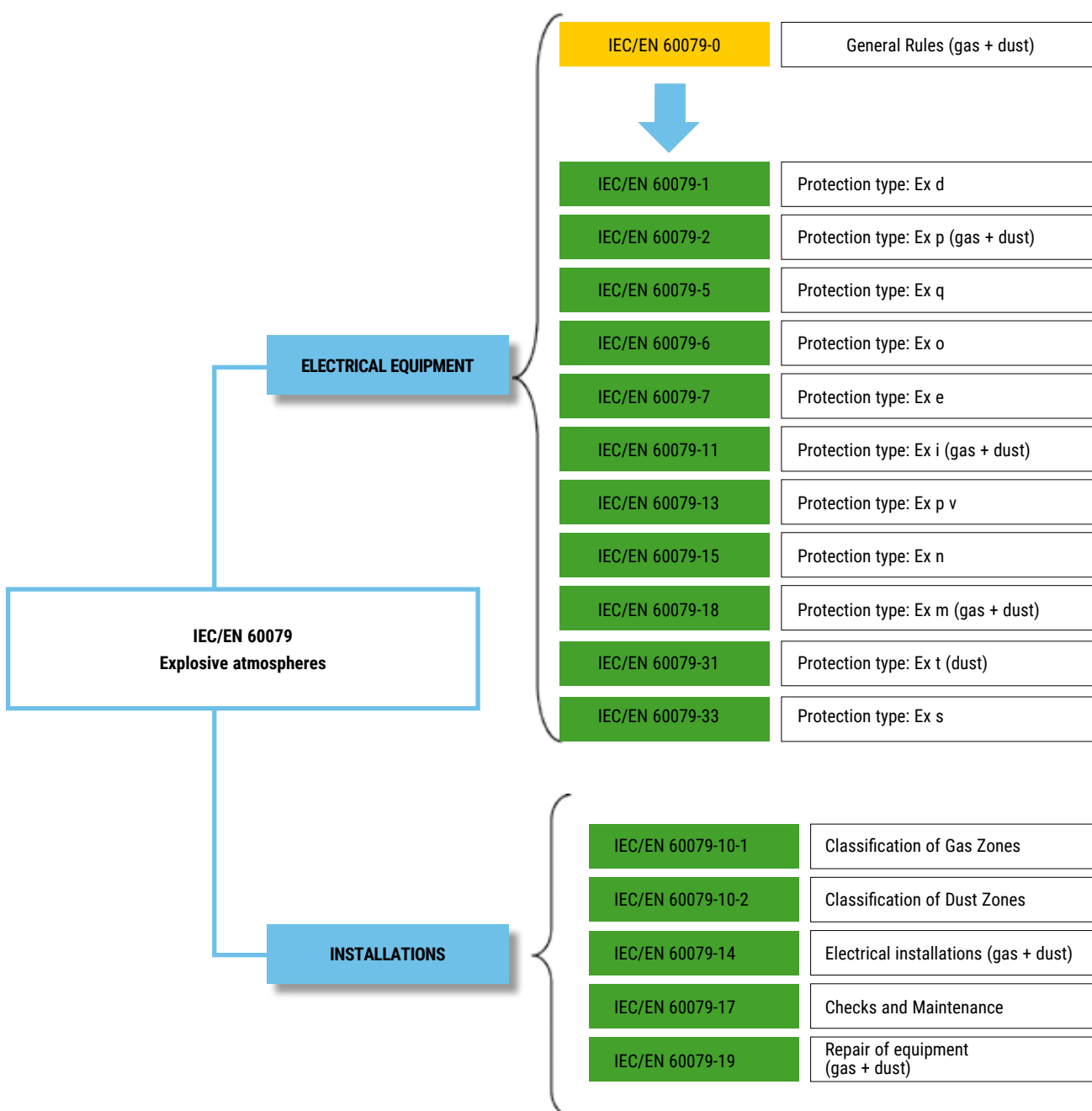
ACS Boards for construction sites are classified based on their function (IEC EN 61439-4 Standard):





ATEX electrical equipment

The structure of IEC/EN 60079 standards is such that the series is divided into parts. Part 0 sets out the general requirements for all equipment. From part 1 onwards the requirements are set out for each specific protection method. In order to conform to safety requirements, equipment used in hazardous and partially explosive environments should be produced in a specific way to protect people on site. Therefore it should not be able to trigger explosive atmospheres during its normal functioning, in conditions of first fault and/or in conditions of rare fault according to the explosion-proof level (EPL).





Marking

CE marking is mandatory and must be affixed to any equipment, assembly or protection system (excluding components) before it is placed on the market or put into service. The manufacturer affixes the CE marking on the product that complies with the directive, in accordance with the following indications:

CE EU mark + identification number of the Notified Body responsible for supervision + Ex + Group + Category

For example: **CE0051 Ex II 2GD**

As regards Category 3, as no intervention of a notified body is envisaged and therefore no CE type testing is required, nor production supervision, the marking will be as follows:

CE EU mark + Ex + Group + Category

For example: **CE Ex II 3G**

The purpose of marking is to inform those that purchase, install, use, maintain, check, etc., that the device has been constructed in compliance with the essential safety requirements, to the level established by the category.

In order to install equipment (whether electrical or not) in a potentially explosive area, it is necessary and sufficient that it is marked as above.

This means that electrical and non-electrical products which do not comply with the harmonised standards (e.g. Ex constructions) may be installed while still compliant with the law and with explosion protection principles.

In this case the equipment will be marked as shown in the examples above.

If, on the other hand, equipment (e.g. electrical equipment) is installed that is compliant with the directive as a consequence of the conformity with harmonised standards, i.e. Ex electrical equipment that are consequently presumed to comply with the Essential Safety Requirements, the ATEX marking requirements must be affixed in accordance with the following indications:

EU mark CE+ identification number of the Notified Body responsible for supervision + Ex + Group + Category + Ex mark

Example 1: **CE0051 Ex II 2G Ex de IIC T5 Gb**

Example 2: **CE0051 Ex II 2D Ex tb IIIC T 100°C Db IP66**

Example 3: **CE Ex II 3G Ex nR IIC T6 Gc**

A complete marking of an Ex electrical equipment, in conformity with directive 94/9/EC, must show the following:

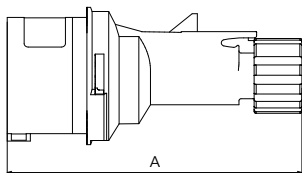
ABCD SpA, Via Moro 2, Milan (manufacturer's name and address)
 MRT - 1234 - 2004 (type, serial or batch number, year)
CE0051 (CE mark, identification number of the Notified Body responsible for manufacturing supervision)
Ex II 2G (group, category)
 Ex d IIB T4 Gb (protection method, gas group, EPL temperature class)
 CESI 02 ATEX 0999 (CE type test certificate number)
 Characteristic parameters (supply voltage, frequency, etc.)



PLUGS AND SOCKETS

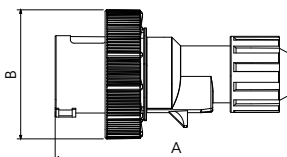
MULTIMAX

IP44 plugs



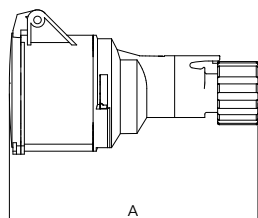
Rated current (A)	No. of poles	A (mm)
16	2P+≋	127
	3P+≋	134
	3P+N+≋	142
32	2P+≋	154
	3P+≋	154
	3P+N+≋	173

IP67 plugs



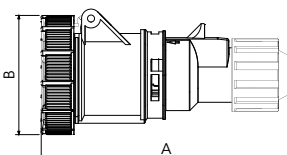
Rated current (A)	No. of poles	A (mm)	B (mm)
16	2P+≋	135	69.5
	3P+≋	140	77.5
	3P+N+≋	150	85.5
32	2P+≋	165	92
	3P+≋	165	92
	3P+N+≋	170	98.5
63	2P+≋	250	111
	3P+≋	250	111
	3P+N+≋	250	111

IP44 mobile socket-outlets



Rated current (A)	No. of poles	A (mm)
16	2P+≋	134
	3P+≋	143
	3P+N+≋	151
32	2P+≋	163
	3P+≋	163
	3P+N+≋	182

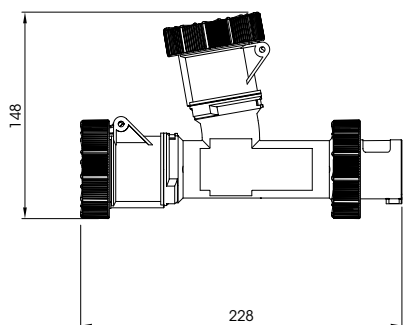
IP67 mobile socket-outlets



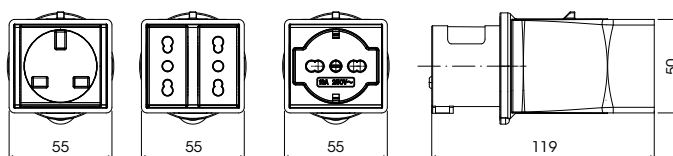
Rated current (A)	No. of poles	A (mm)	B (mm)
16	2P+≋	145	69.5
	3P+≋	150	77.5
	3P+N+≋	165	85.5
32	2P+≋	180	92
	3P+≋	180	92
	3P+N+≋	185	98.5
63	2P+≋	270	111
	3P+≋	270	111
	3P+N+≋	270	111

MULTIPLAY

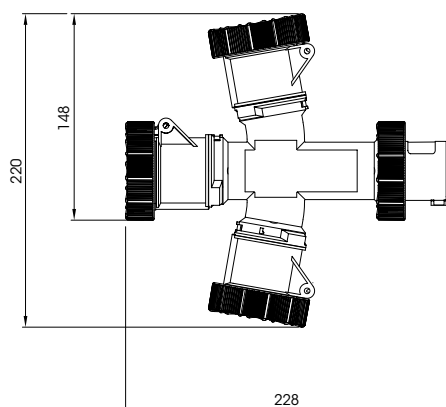
Multipliers with 2 outlets



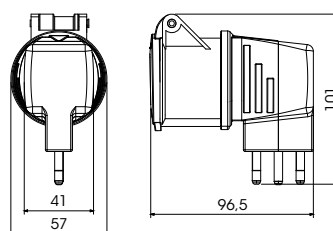
Adaptor with industrial plug



Multipliers with 3 outlets



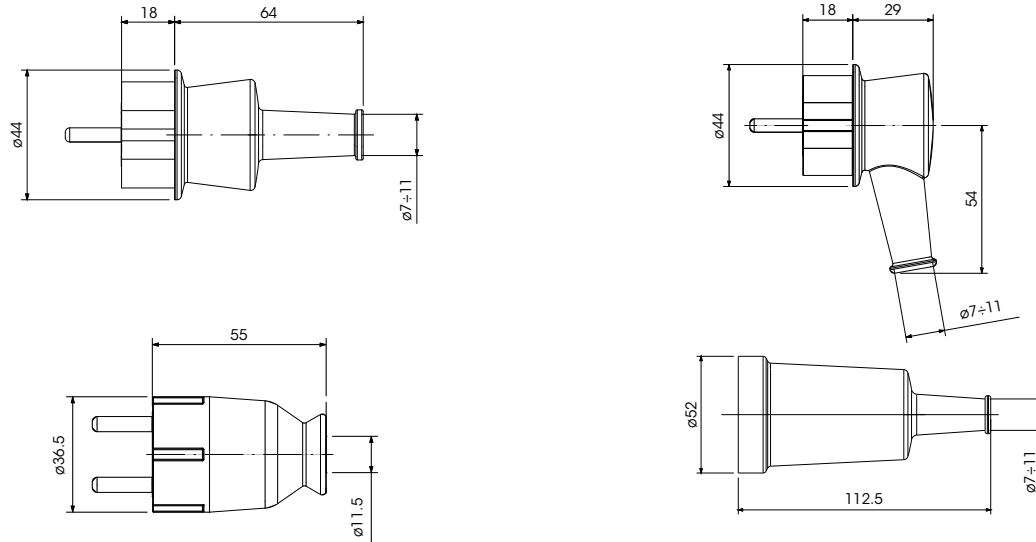
Adaptor with domestic plug





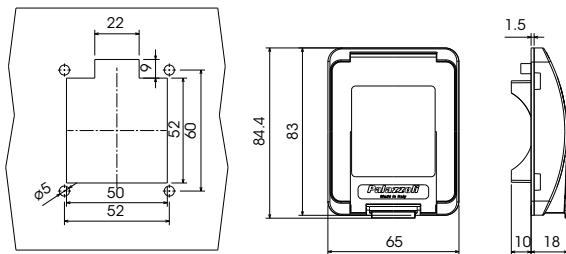
PLUGS AND SOCKETS

SPIN

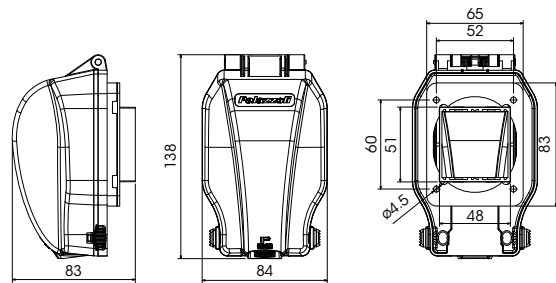


topTER

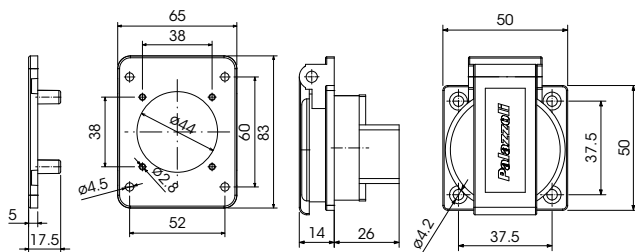
IP66 cap



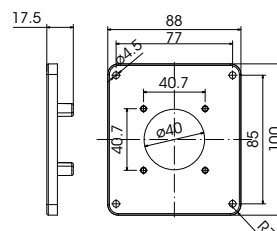
IP66 cap



Flange and international domestic sockets



Flange for extra low voltage sockets





PLUGS AND SOCKETS

TOPTER

16A/32A sockets

Technical drawings of 16A/32A sockets. The side view shows dimensions A, B, and S. The front view shows dimensions C, D, E, F, and G. Template A shows dimensions 60, 12, 24, 52, 60, and $\phi 4.5$. Template B shows dimensions 85, 77, 39, and $\phi 4.5$.

Rated current (A)	No. of poles	A (mm)	B (mm)	C (mm)	D (mm)	F (mm)	G (mm)	ϕ (mm)	Template
16	2P+ \neq	5	45	65	52	83	60	72	A
	3P+ \neq	5	46	65	52	83	60	80	A
	3P+N+ \neq	7	47	88	77	100	85	88	B
32	2P+ \neq	7	54	88	77	100	85	93	B
	3P+ \neq	7	54	88	77	100	85	93	B
	3P+N+ \neq	7	55	88	77	100	85	100	B

63A fixed socket-outlets

Technical drawings of 63A fixed socket-outlets. The side view shows dimensions 145, 10, 68, and 10. The front view shows dimensions 6.5, 10, 80, 85, 80, 100, 45, 40, and $\phi 90$. The top view shows dimensions 80, 45, and 40.

Compact panel-mounted sockets

Technical drawings of compact panel-mounted sockets. The side view shows dimensions 37.5, 5, and 60. The front view shows dimensions 60 and 60. The top view shows dimensions 47, 23, 24, 47, and $\phi 4.5$.

Distribution boards

Technical drawings of distribution boards. The top row shows a side view with dimensions 148 and 86.5, and two front views with dimensions 121.5 and 452. The middle row shows a side view with dimensions 160 and 120.5, and a front view with dimensions 456 and A. The bottom row shows a detailed view with dimensions 171.5, 72, 370, 274.25, 579012, 120, 12, 336, 417, and C. A table of codes and dimensions is provided below.

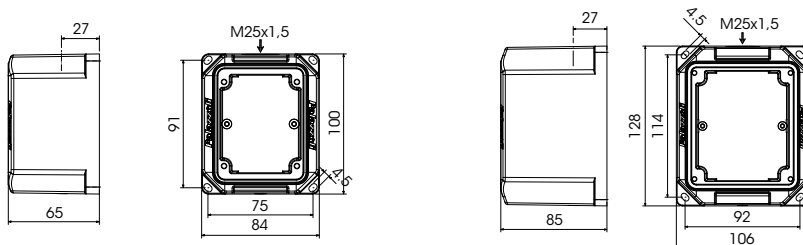
Code	A (mm)	B (mm)	C (mm)
579824	239	120	289
579826	350	230	400
579828	461	340	511
579863	239	120	289
579865	350	230	400



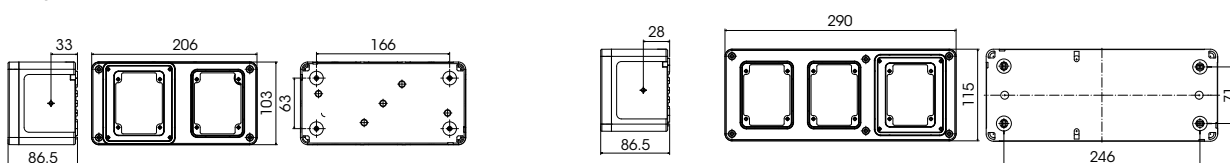
PLUGS AND SOCKETS

TOPTER

Individual back boxes code 579750 and code 579751

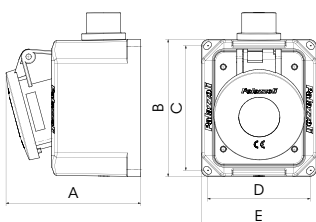


Multiple back boxes



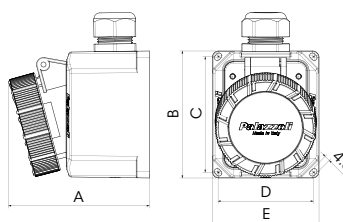
topTER for wall mounting

15° angled IP44 sockets



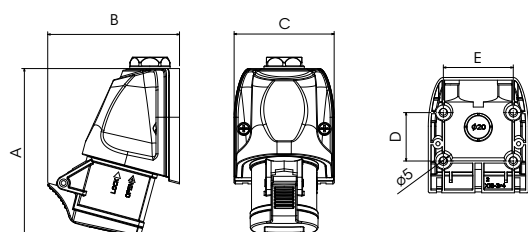
Code	A (mm)	B (mm)	C (mm)	D (mm)	E (mm)
438124 - 438126	98	100	91	75	84
438136	99				
438146	118	128	114	92	106
438224 - 438236	128				
438246	128				

15° angled IP66/IP67 sockets



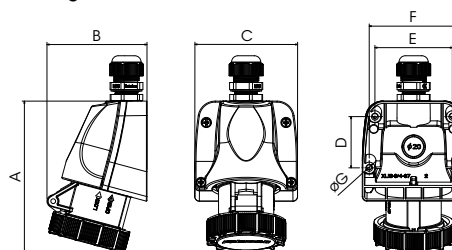
Code	A (mm)	B (mm)	C (mm)	D (mm)	E (mm)
439124 - 439126	110	100	91	75	84
439136	111				
439146	132				
439233 - 439224 - 439236	139	128	114	92	106
439246	140				

90° angled IP44 sockets



Rated current (A)	No. of poles	A (mm)	B (mm)	C (mm)	D (mm)	E (mm)
16	2P+≋	124	98	74.5	36	52
	3P+≋	125	97	74.5	36	52
	3P+N+≋	138	115	85	40	60
32	2P+≋	150	116	85	40	60
	3P+≋	150	116	85	40	60
	3P+N+≋	150	118	85	40	60

90° angled IP67 sockets



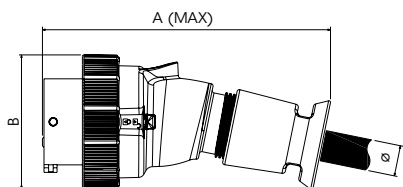
Rated current (A)	No. of poles	A (mm)	B (mm)	C (mm)	D (mm)	E (mm)	F (mm)	G (mm)
16	2P+≋	133	88	90	45	68	78	4.5
	3P+≋	135	90	90	45	68	78	4.5
	3P+N+≋	145	108	105	43	78	92	4.5
32	2P+≋	156	114	105	43	78	92	4.5
	3P+≋	156	114	105	43	78	92	4.5
	3P+≋ (3h)	164	113	94	46	80	80	4.5
	3P+N+≋	157	117	105	43	78	92	4.5
63	2P+≋	230	172	119	156	103	103	6
	3P+≋	230	172	119	156	103	103	6
	3P+N+≋	230	172	119	156	103	103	6



PLUGS AND SOCKETS

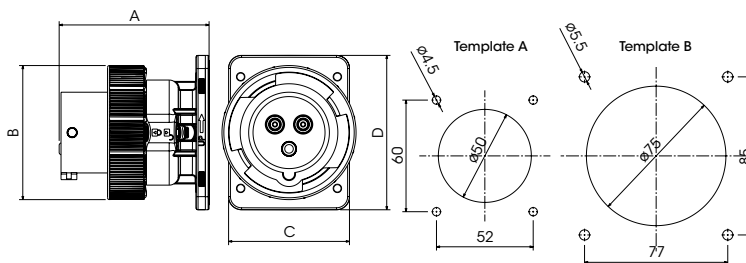
X-CEE

Plugs

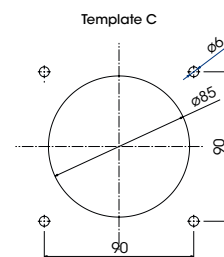


Rated current (A)	No. of poles	A (mm)	B (mm)	Ø (mm)
16	2P+±	167	72	6.3-18
	3P+±	173.5	80	
	3P+N+±	186.5	87	11-23
32	2P+±	194	93	11-23
	3P+±			
	3P+N+±	207	100	13-27
63	2P+±, 3P+±, 3P+N+±	252	112	14.5-37
125	2P+±, 3P+±, 3P+N+±	312	126	25-50

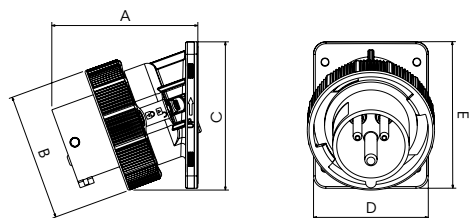
Straight panel-mounted inlets



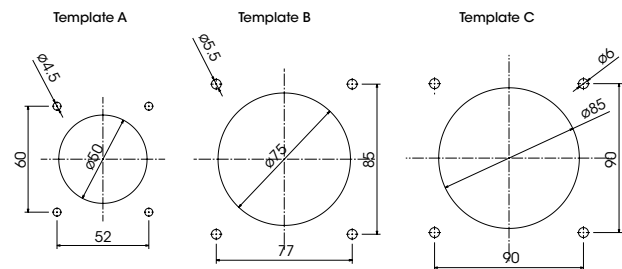
Rated current (A)	No. of poles	A (mm)	B (mm)	C (mm)	D (mm)	Template
16	2P+±	81	72	65	83	A
	3P+±	82	80			
	3P+N+±	84	87			
32	2P+±	91	93	100	108	B
	3P+±					
	3P+N+±	93.5	100			
63	2P+±, 3P+±, 3P+N+±	128.5	112	100	108	B
125	2P+±, 3P+±, 3P+N+±	134	126	114	114	C



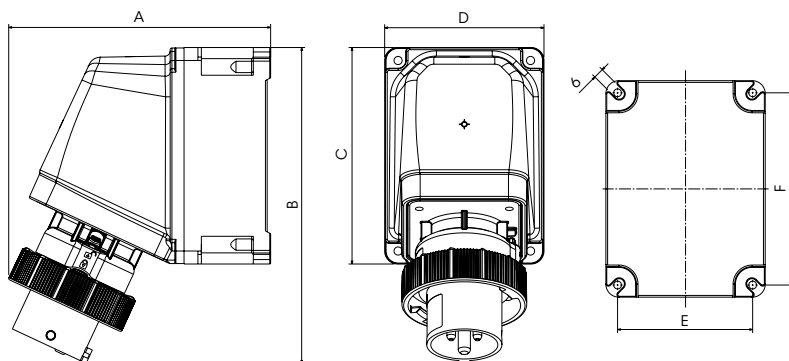
Angled panel-mounted inlets



Rated current (A)	No. of poles	A (mm)	B (mm)	C (mm)	D (mm)	E (mm)	Template
16	2P+±	83	72	84	65	83	A
	3P+±	84	80	88			
	3P+N+±	89	87	92			
32	2P+±	95	93	96	100	108	B
	3P+±						
	3P+N+±	100	100	115			
63	2P+±, 3P+±, 3P+N+±	134	112	132	100	108	B
125	2P+±, 3P+±, 3P+N+±	144	126	147	114	114	C



65° angled wall-mounted plugs



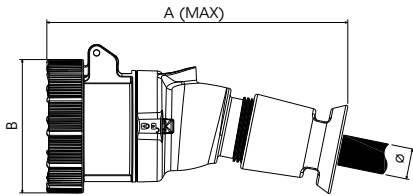
Rated current (A)	No. of poles	A (mm)	B (mm)	C (mm)	D (mm)	E (mm)	F (mm)
16	2P+±	152	183	125	92	78	111
	3P+±	156	185				
	3P+N+±	160	189				
32	2P+±	163	195	185	125	111	171
	3P+±						
	3P+N+±	207	239				
63	2P+±, 3P+±, 3P+N+±	219	272	185	125	111	171
125	2P+±, 3P+±, 3P+N+±	222	283				



PLUGS AND SOCKETS

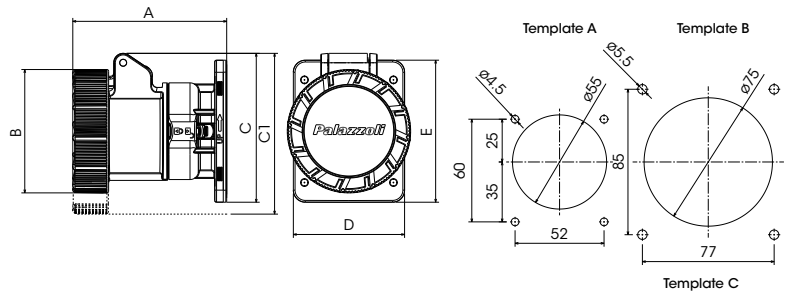
X-CEE

Straight mobile socket-outlets



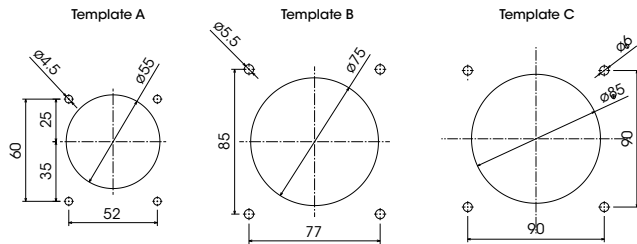
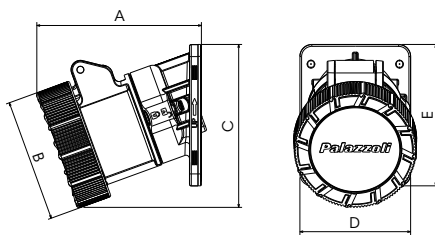
Rated current (A)	No. of poles	A (mm)	B (mm)	Ø (mm)
16	2P+⊕	176	72	6.3-18
	3P+⊕	183	80	
	3P+N+⊕	197	87	11-23
32	2P+⊕	207	93	11-23
	3P+⊕			
	3P+N+⊕	221	100	13-27
63	2P+⊕, 3P+⊕, 3P+N+⊕	272	109	14.5-37
125	2P+⊕, 3P+⊕, 3P+N+⊕	336	124	25-50

Straight panel-mounted sockets



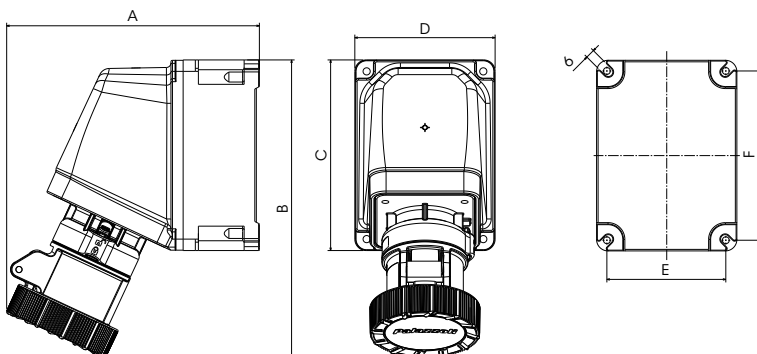
Rated current (A)	No. of poles	A (mm)	B (mm)	C (mm)	C1 (mm)	D (mm)	E (mm)	Template
16	2P+⊕	90	72	87		65	83	A
	3P+⊕	91	80	91				
	3P+N+⊕	94	87	97				
32	2P+⊕	104	93	97.5	102.5	100	108	B
	3P+⊕							
	3P+N+⊕	108	100	114				
63	2P+⊕, 3P+⊕, 3P+N+⊕	150	109	116.5	117	114	114	C
125	2P+⊕, 3P+⊕, 3P+N+⊕	157	124	127	132			

Panel-mounted angled sockets



Rated current (A)	No. of poles	A (mm)	B (mm)	C (mm)	D (mm)	E (mm)	Template
16	2P+⊕	97	72	96	65	83	A
	3P+⊕	99	80	100			
	3P+N+⊕	103	87	104			
32	2P+⊕	113	93	110	100	108	B
	3P+⊕						
	3P+N+⊕	118	100	130			
63	2P+⊕, 3P+⊕, 3P+N+⊕	161	109	152	114	114	C
125	2P+⊕, 3P+⊕, 3P+N+⊕	172	124	168			

65° angled wall-mounted socket-outlets



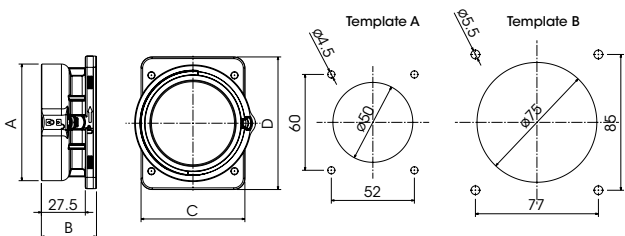
Rated current (A)	No. of poles	A (mm)	B (mm)	C (mm)	D (mm)	E (mm)	F (mm)
16	2P+⊕	166	196	125	92	78	111
	3P+⊕	170	198				
	3P+N+⊕	173	200				
32	2P+⊕	180	210	185	125	111	171
	3P+⊕						
	3P+N+⊕	225	257				
63	2P+⊕, 3P+⊕, 3P+N+⊕	246	297	234	307		
125	2P+⊕, 3P+⊕, 3P+N+⊕	234	307				



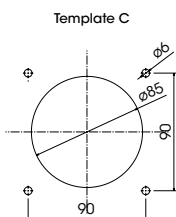
PLUGS AND SOCKETS

X-CEE

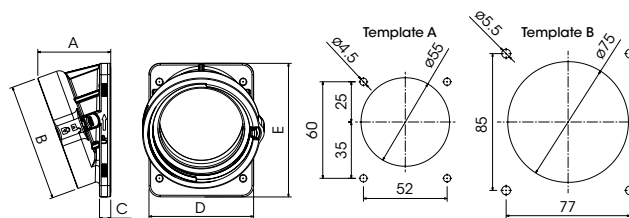
Panel-mounted straight flanges



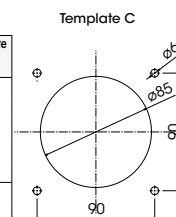
Rated current (A)	No. of poles	A (mm)	B (mm)	C (mm)	D (mm)	Template
16	2P+⊕	56.5	34.5	65	83	A
	3P+⊕	64				
32	3P+N+⊕	73	100	108	B	
	2P+⊕					
63	2P+⊕, 3P+⊕, 3P+N+⊕	93	48	114	114	C
125	2P+⊕, 3P+⊕, 3P+N+⊕	108	46	114	114	C



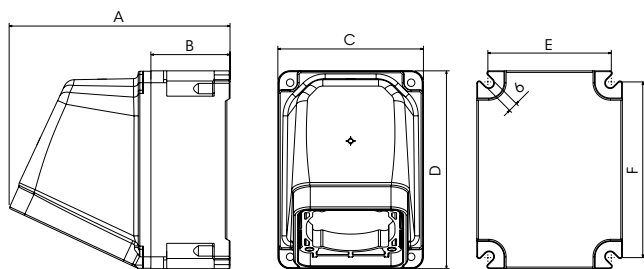
Panel-mounted angled flanges



Rated current (A)	No. of poles	A (mm)	B (mm)	C (mm)	D (mm)	E (mm)	Template
16	2P+⊕	42	56.5	7	65	83	A
	3P+⊕	44	64				
32	3P+N+⊕	45	73	9	100	108	B
	2P+⊕						
63	2P+⊕, 3P+⊕, 3P+N+⊕	63	93	9.5	114	114	C
125	2P+⊕, 3P+⊕, 3P+N+⊕	65	108	9.5	114	114	C

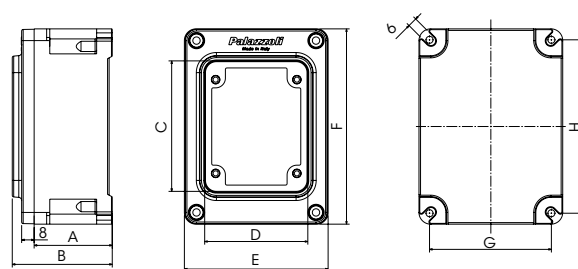


65° angled wall-mounted boxes



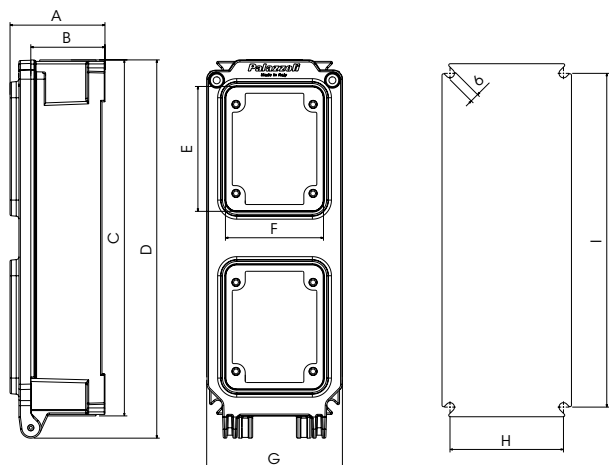
	A (mm)	B (mm)	C (mm)	D (mm)	E (mm)	F (mm)
532131	140	50	92	125	78	111
532132	190	75	125	185	111	171
532133	208					

Wall-mounted boxes for one device



	A (mm)	B (mm)	C (mm)	D (mm)	E (mm)	F (mm)	G (mm)	H (mm)
532101	50	64	83	65	92	125	78	111
532102	75	91	108	100	125	185	111	171
532103		108.5	14	114				

Wall-mounted boxes for two devices



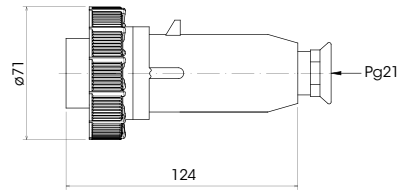
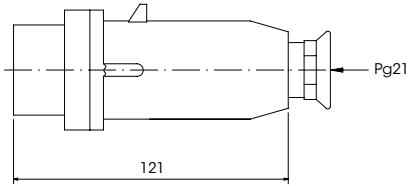
	A (mm)	B (mm)	C (mm)	D (mm)	E (mm)	F (mm)	G (mm)	H (mm)	I (mm)
532121	64	50	240	255	83	65	92	78	225
532122	91	75	335	352	108	100	125	109	319



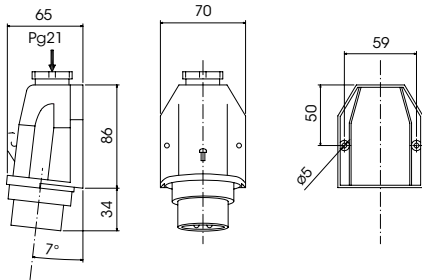
PLUGS AND SOCKETS

EXTRA low voltage CEE

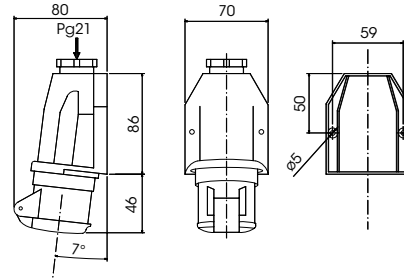
Straight mobile plugs IP67



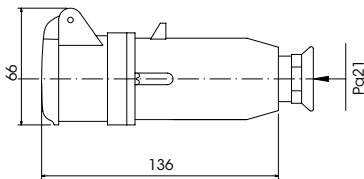
90° angled wall-mounted fixed plugs



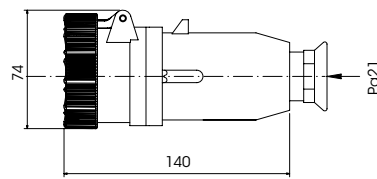
90° angled wall-mounted socket-outlets



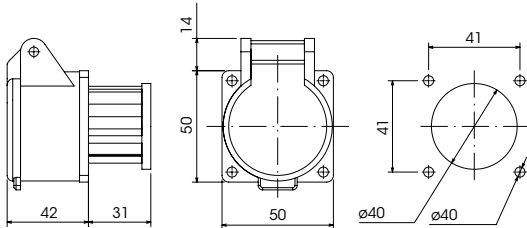
IP44 straight mobile socket-outlets



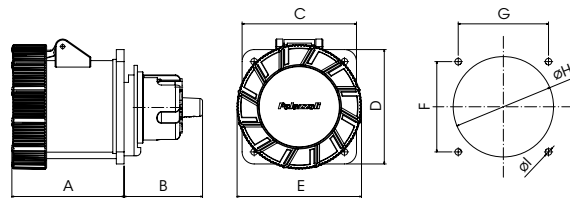
IP67 straight mobile socket-outlets



Flush-mounted IP44 sockets

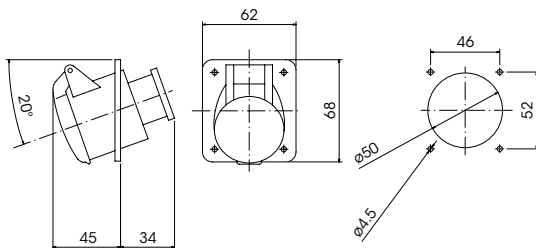


Flush-mounted IP67 sockets

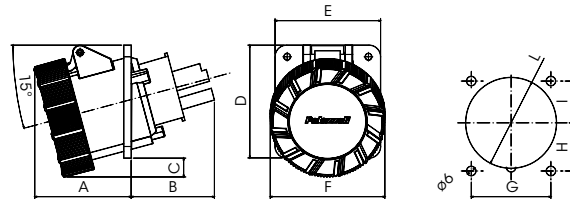


Rated current (A)	A (mm)	B (mm)	C (mm)	D (mm)	E (mm)	F (mm)	G (mm)	H (mm)	I (mm)
16	44	28	50	50	73	41	41	40	4.5
32	44	28	50	50	73	41	41	40	4.5
63	96	64	100	108	110	85	77	85	6.5
125	113	78	114	114	126	90	90	98	6.5

Flush-mounted angled IP44 sockets



Flush-mounted angled IP67 sockets



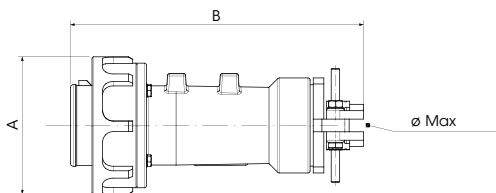
Rated current (A)	A (mm)	B (mm)	C (mm)	D (mm)	E (mm)	F (mm)	G (mm)	H (mm)	I (mm)	L (mm)
63	80	80	10	108	100	109	77	46	39	86
125	101	82	20	114	114	128	90	47	43	96



PLUGS AND SOCKETS

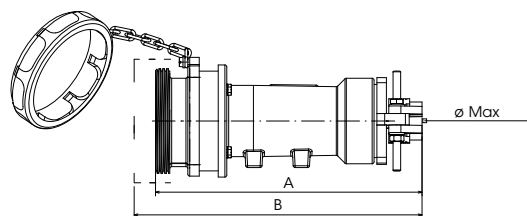
ALUMAX

Mobile plugs



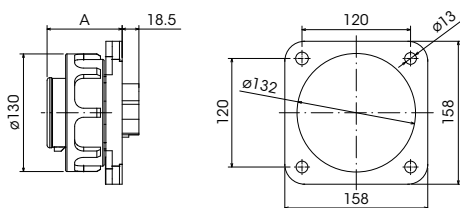
Rated current (A)	A (mm)	B (mm)	ØMax
250A	130	287.5	62
320/400A	155	378	80

Fixed socket-outlets



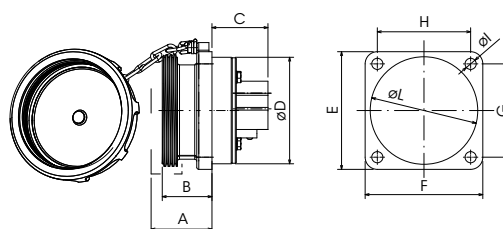
Rated current (A)	A (mm)	B (mm)	ØMax
250A	295	303	62
320/400A	375	391	82

Fixed plugs



Rated current (A)	A (mm)
250A	83
320/400A	109

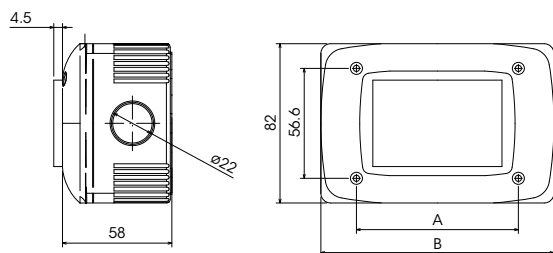
Fixed socket-outlets



Rated current (A)	A (mm)	B (mm)	C (mm)	D (mm)	E (mm)	F (mm)	G (mm)	H (mm)	I (mm)	L (mm)
250A	60	49	59	105	116	116	92	92	11	107
320/400A	78	62	67	129	158	158	120	120	13	132

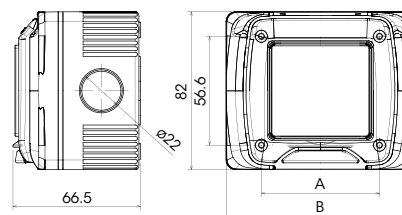
DOMOTER

Boxes for domestic devices - IP40



Code	A (mm)	B (mm)
630001	39.4	76
630002	61.4	98
630003	83.4	120

Boxes for domestic devices - IP55



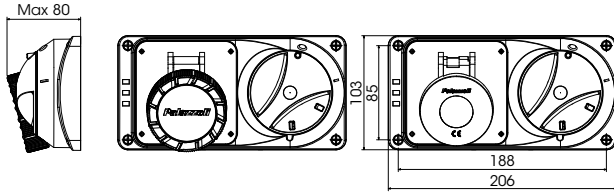
Code	A (mm)	B (mm)
630011	39.4	76
630012	61.4	98
630013	83.4	120



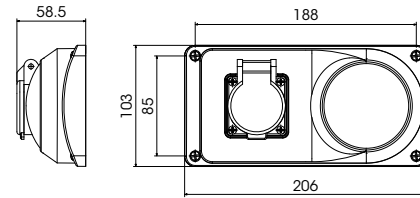
INTERLOCKED SOCKET-OUTLETS

PRIMA

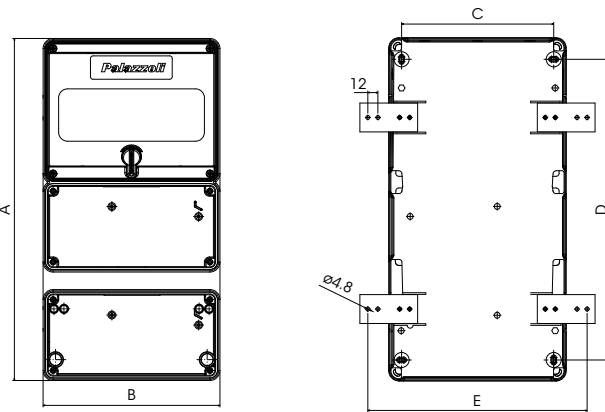
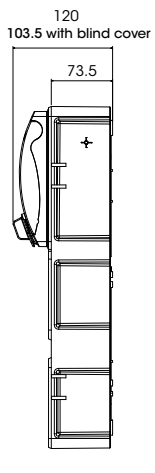
Socket-outlets with switch



Socket-outlets with transformer



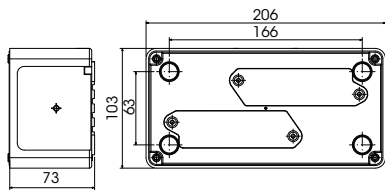
Distribution boards



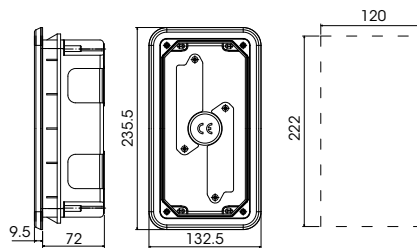
Code	A (mm)	B (mm)	C (mm)	D (mm)	E (mm)
579602	280	424	393	230	474
579620	410	212	182	360	262
579621	410	212	182	360	262
579640	410	424	393	360	474
579641	410	424	393	360	474
579642	410	424	393	360	474

Bottom boxes - flanges - control unit

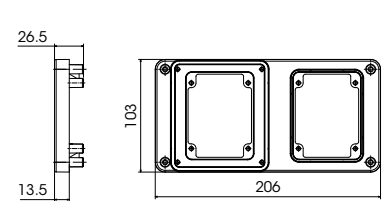
code 579500



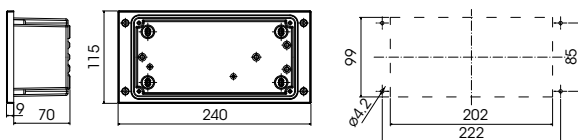
code 579510



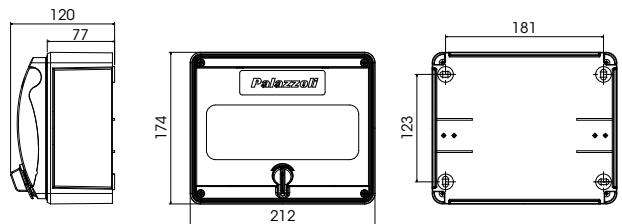
code 579718



code 575501



code 579612

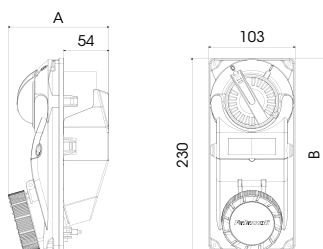




INTERLOCKED SOCKET-OUTLETS

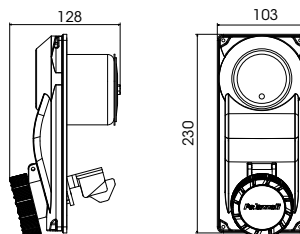
TOPTER

Socket-outlets with switch

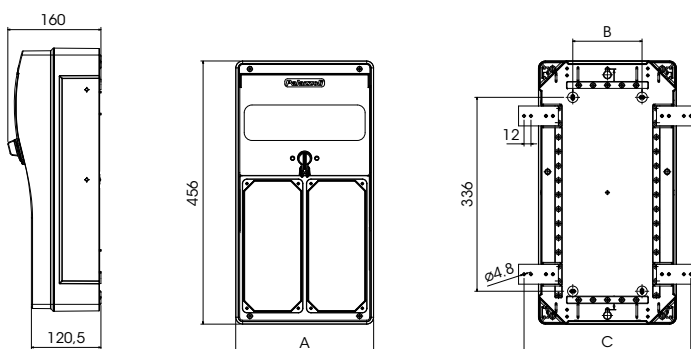


Rated current (A)	No. of poles	A (mm)	B (mm)
16	2P+⊕	120	232
	3P+⊕	123	233
	3P+N+⊕	127	234
32	2P+⊕	135	237
	3P+⊕	135	237
	3P+N+⊕	140	238

24V sockets with transformer

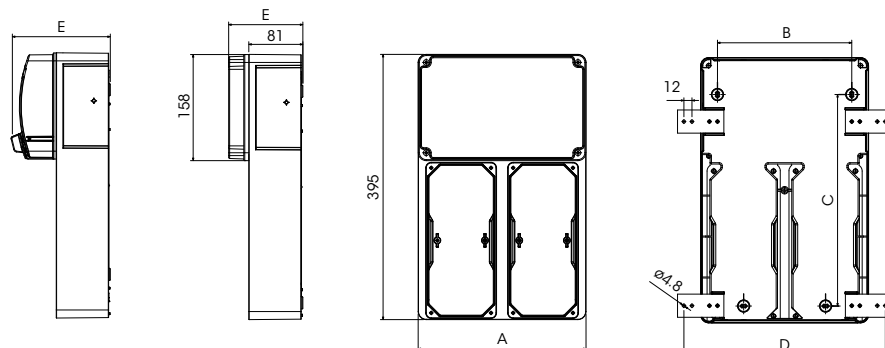


Boards with transparent door



Code	A (mm)	B (mm)	C (mm)
579742	239	120	289
579743	350	230	400
579744	461	340	511

Distribution boards with transparent and blind cover

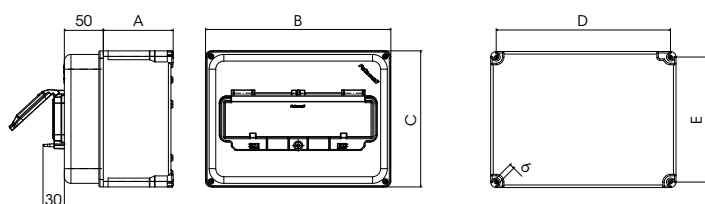
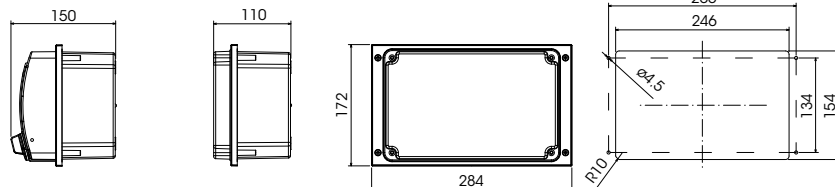


Code	A (mm)	B (mm)	C (mm)	D (mm)	E (mm)
579741	122	72	275	172	147
579721	122	72	275	172	111
579722	250	200	315	300	111
579723	380	330	315	430	111

Wall-mounted control unit

code 575506

code 575505



Code	A (mm)	B (mm)	C (mm)
579708	122	110	80
579709	250	108	200

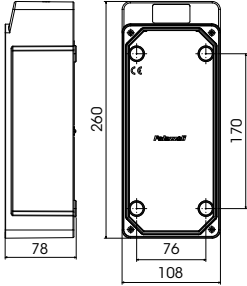


INTERLOCKED SOCKET-OUTLETS

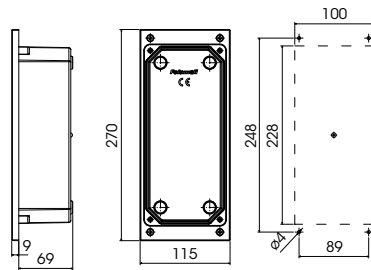
TOPTER

Boxes and flanges

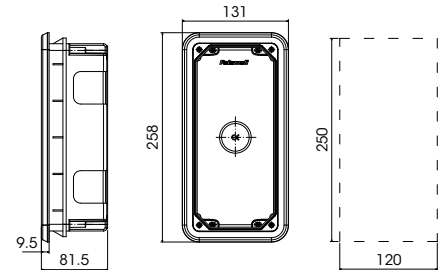
code 579710



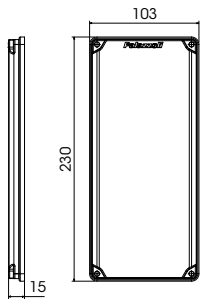
code 579711



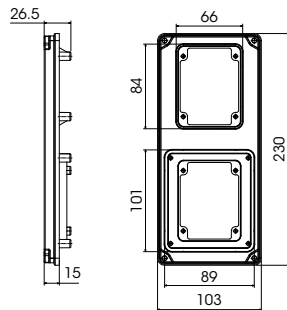
code 579712



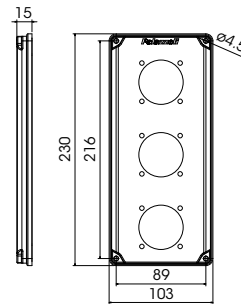
code 579713



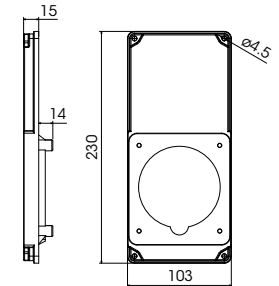
code 579714



code 579716

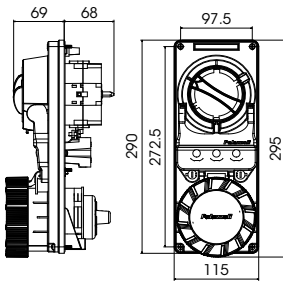


code 579717

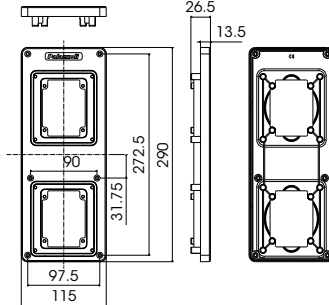


topTER 63A

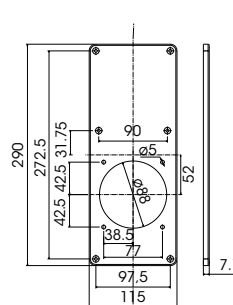
Socket-outlets



code 579719

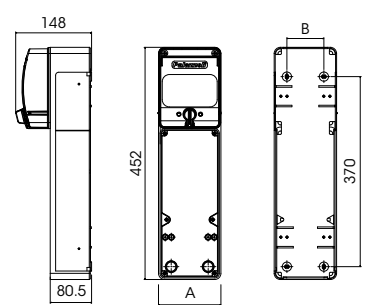


code 579910



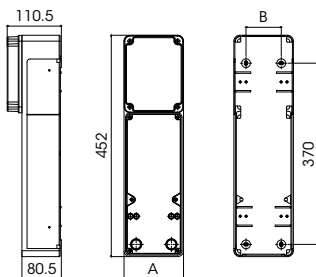
Boards and boxes

code 579631



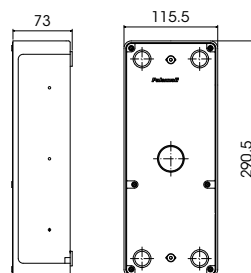
Code	A (mm)	B (mm)
579631	121.5	72
579622	250	200
579623	378.5	328.5

code 579421

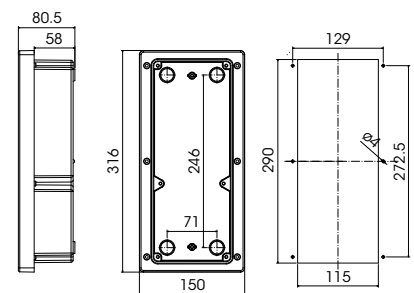


Code	A (mm)	B (mm)
579421	121.5	72
579422	250	200
579423	378.5	328.5

code 579400



code 575502

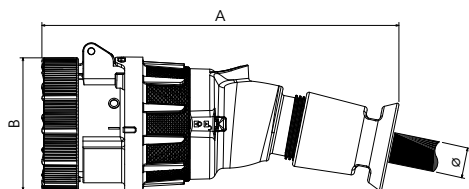




INTERLOCKED SOCKET-OUTLETS

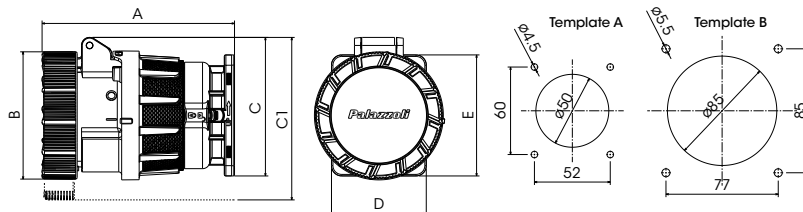
ROTOR

Straight mobile rotoswitches



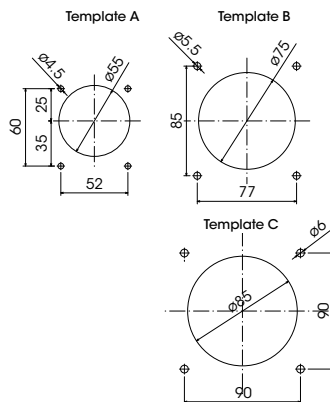
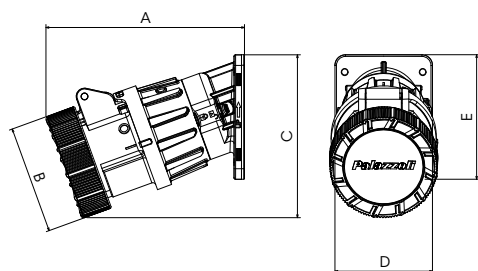
Rated current (A)	No. of poles	A (mm)	B (mm)	∅ (mm)
16	2P+⊕	214	72	6.3-18
	3P+⊕	222	80	
	3P+N+⊕	235	87	
32	2P+⊕	250	93	11 - 23
	3P+⊕		100	
	3P+N+⊕	264	13-27	
63	2P+⊕	345	109	14.5-37
	3P+⊕		125	
	3P+N+⊕	145	155	
125	2P+⊕	415	155	25-50
	3P+⊕		170	
	3P+N+⊕	185	190	

Straight panel-mounted rotoswitched sockets



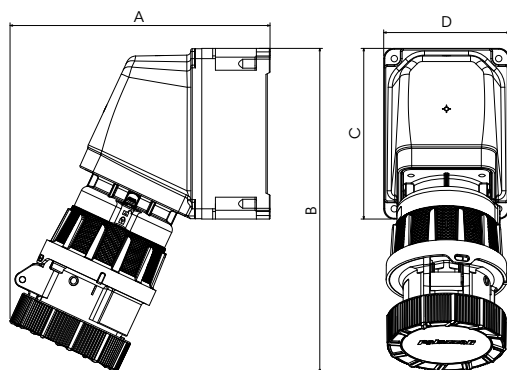
Rated current (A)	No. of poles	A (mm)	B (mm)	C (mm)	C1 (mm)	D (mm)	E (mm)	Template
16	2P+⊕	129	72	87	-	65	83	A
	3P+⊕		80	91	-			
	3P+N+⊕		87	97	-			
32	2P+⊕	146	93	97.5	102.5	100	108	B
	3P+⊕		100	114	-			
	3P+N+⊕	150	132	-	100			
63	3P+⊕	218	108.6	132	-	100	108	B
	3P+N+⊕							

Panel-mounted angled rotoswitches



Rated current (A)	No. of poles	A (mm)	B (mm)	C (mm)	D (mm)	E (mm)	Template
16	2P+⊕	133	72	109	65	83	A
	3P+⊕	135	80	113			
	3P+N+⊕	139	87	117			
32	2P+⊕	152	93	125	100	108	B
	3P+⊕		100	144			
	3P+N+⊕	157	175	100			
63	3P+⊕	224	109	175	100	108	B
	3P+N+⊕						
125	3P+⊕	245	124	195	114	114	C
	3P+N+⊕						

Panel-mounted 65° angled rotoswitches



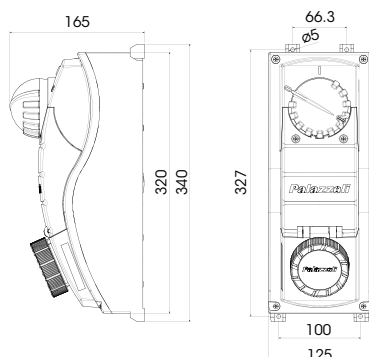
Rated current (A)	No. of poles	A (mm)	B (mm)	C (mm)	D (mm)	E (mm)	F (mm)
16	2P+⊕	182	230	125	92	78	111
	3P+⊕	186	233				
	3P+N+⊕	191	237				
32	2P+⊕	200	250	185	125	111	171
	3P+N+⊕		243				
63	3P+⊕	275	358	250	125	111	171
	3P+N+⊕		275				
125	3P+⊕	250	385	250	125	111	171
	3P+N+⊕		250				



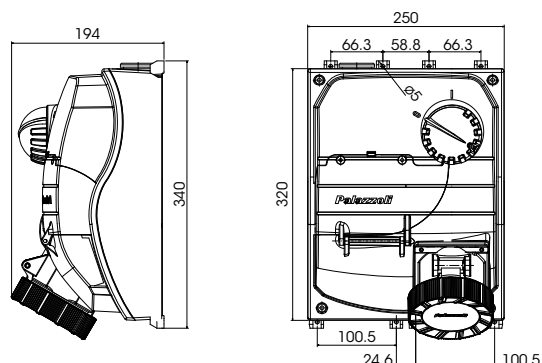
INTERLOCKED SOCKET-OUTLETS

ULYSSE

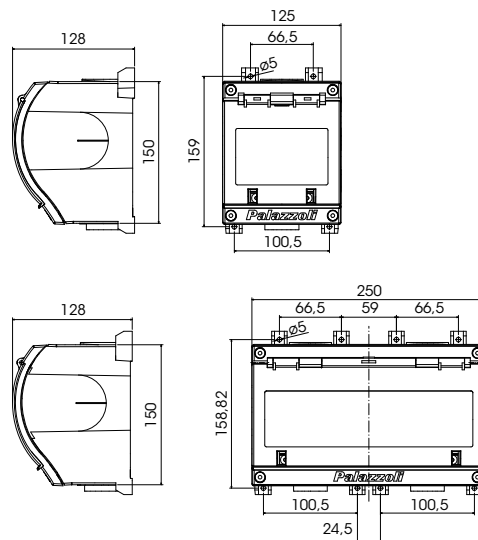
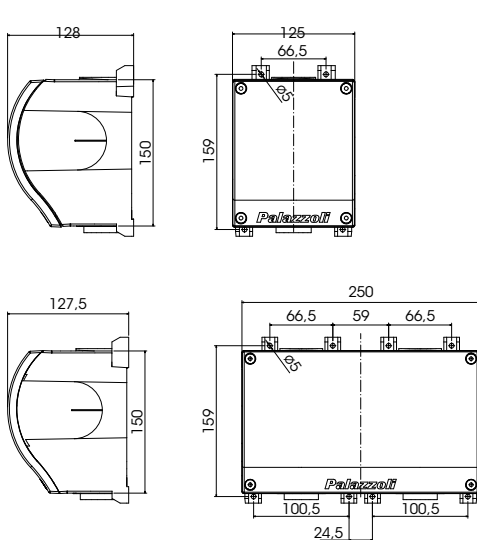
Sockets with 16A/32A switch



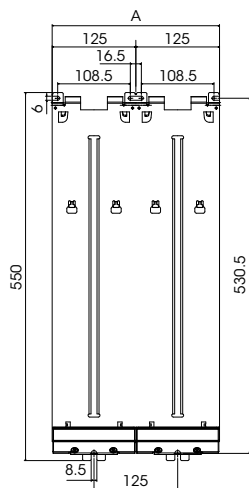
Socket-outlets with 63A switch



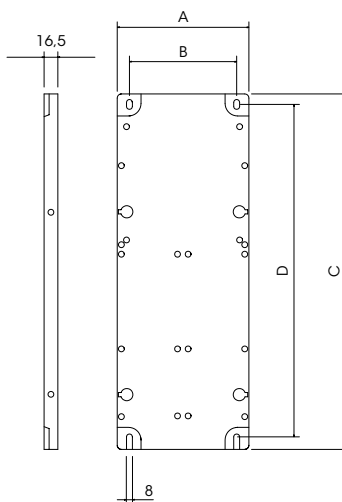
Boxes



Back plates in steel and thermosetting GRP



Code	A (mm)
415901	125
415902	250
415903	375
415904	500



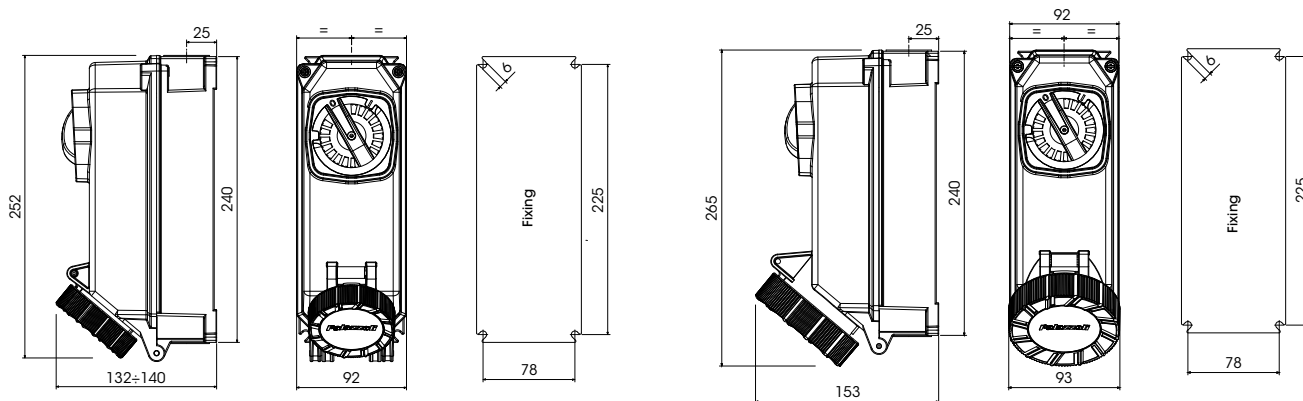
Code	A (mm)	B (mm)	C (mm)	D (mm)
415801	125	90	540	515
415802	250	215	540	515



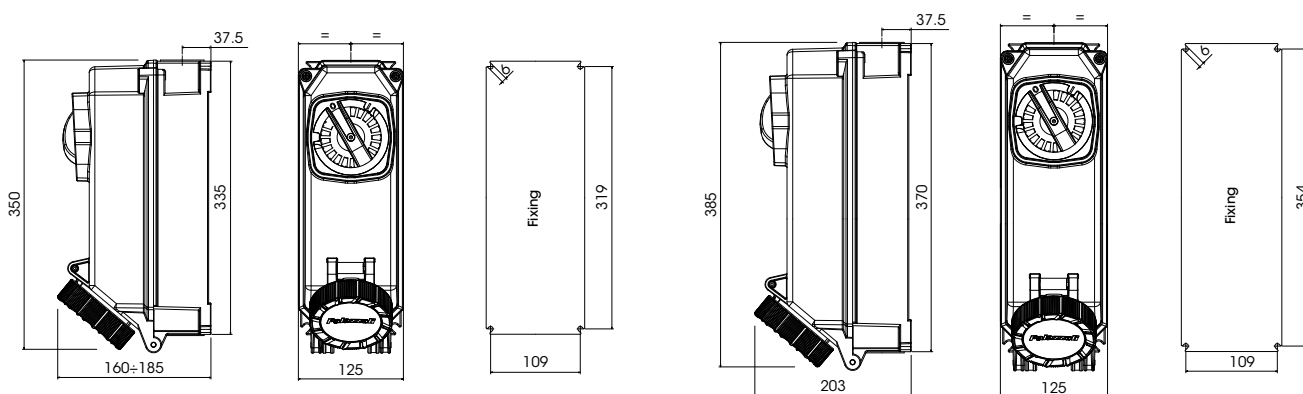
INTERLOCKED SOCKET-OUTLETS

TAIS

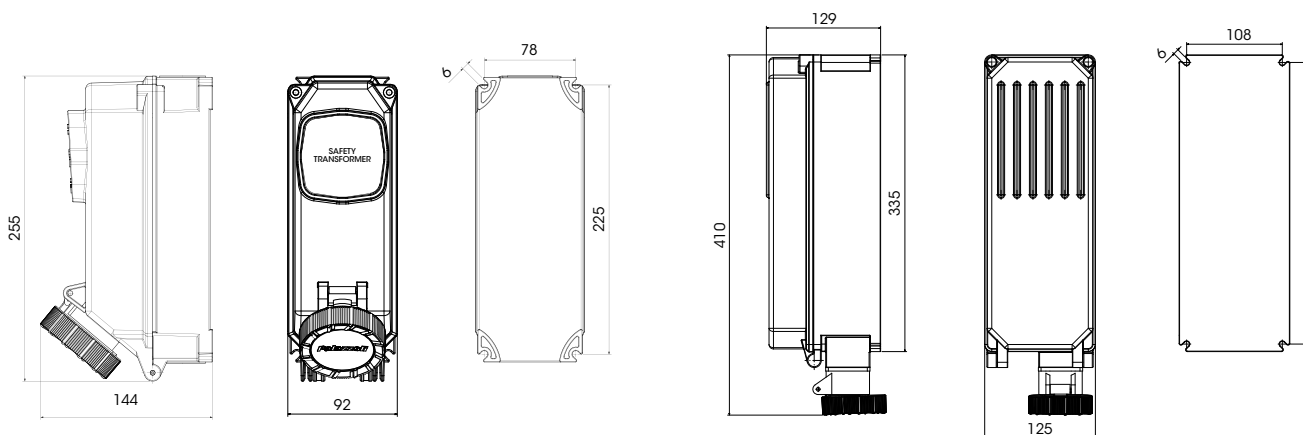
Interlocked socket-outlets - Module 95, 16A - 32A



Interlocked socket-outlets - Module 125, 16A/32A - 63A



24V sockets with transformer

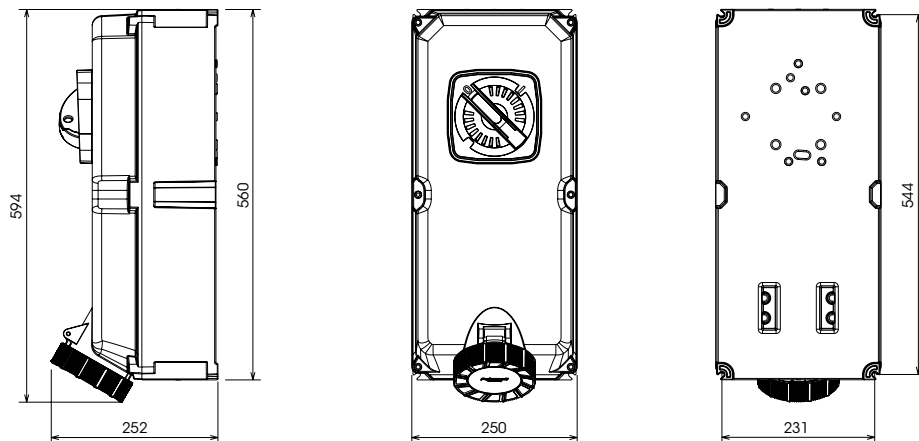




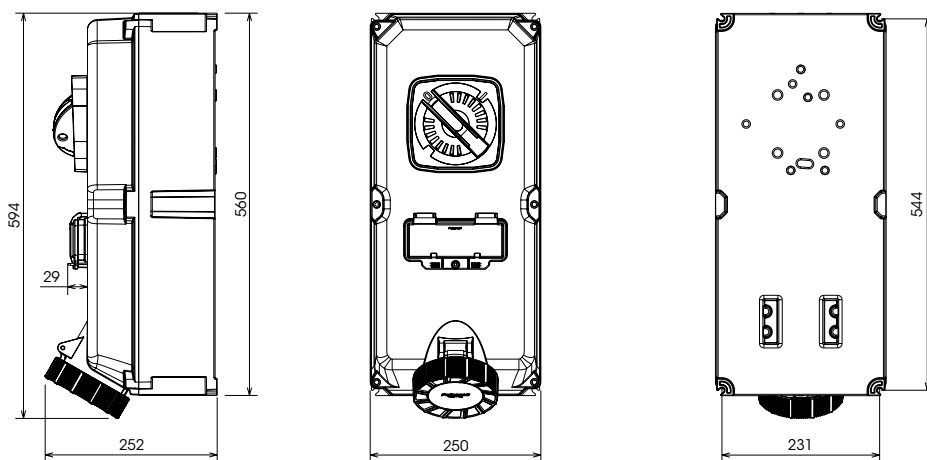
INTERLOCKED SOCKET-OUTLETS

TAIS

Interlocked socket-outlets - Module 250 - 125A



Interlocked socket-outlets with DIN rail - Module 250 - 125A

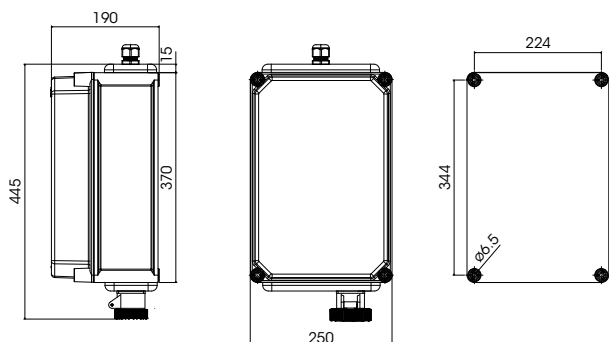




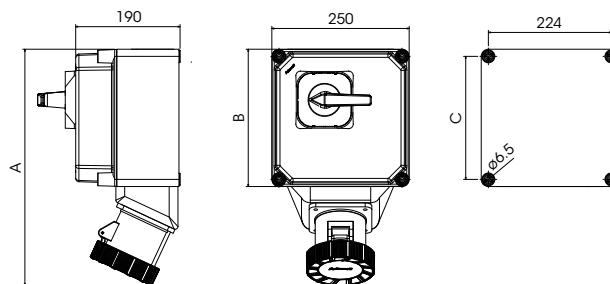
INTERLOCKED SOCKET-OUTLETS

TAIS

48V socket with transformer

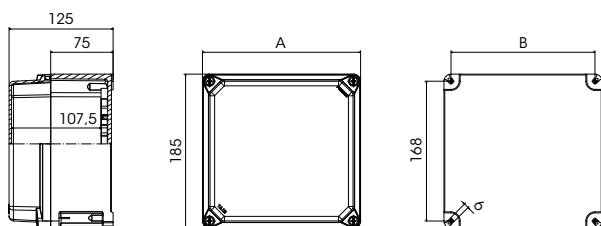


Socket-outlets with electrical interlock



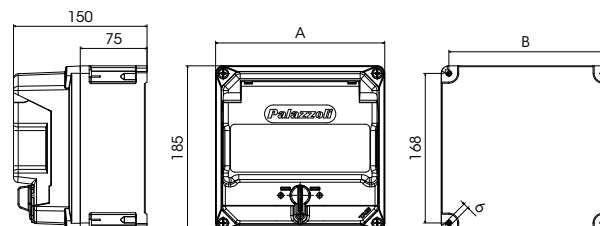
Code	A (mm)	B (mm)	C (mm)
478336	402	250	224
478346	402	250	224
478436	425	250	224
478446	425	250	224
476336	520	370	344
476346	520	370	344
476436	544	370	344
476446	544	370	344

Blind boxes



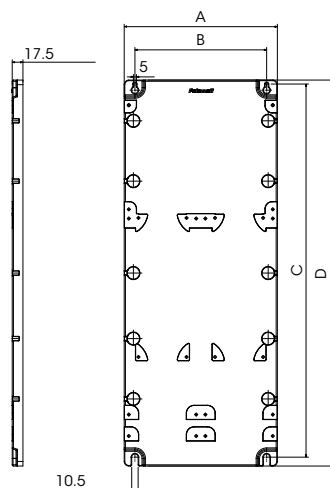
Code	A (mm)	B (mm)
532200	125	108
532201	190	173
532202	250	233
532203	290	273
532204	380	363

Boxes with window



Code	A (mm)	B (mm)
532300	125	108
532301	190	173
532302	250	233
532303	290	273
532304	380	363

Back plates in thermosetting GRP



Code	A (mm)	B (mm)	C (mm)	D (mm)
538800	125	90	609	630
538801	190	155	480	500
538802	250	215	609	630
538803	290	255	483	500
538804	380	345	609	630

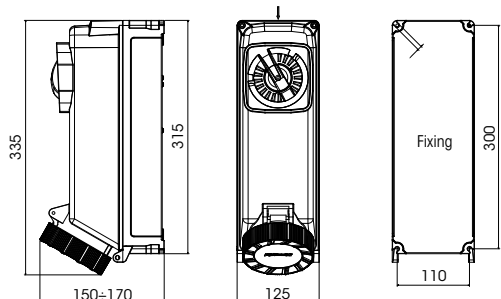


INTERLOCKED SOCKET-OUTLETS

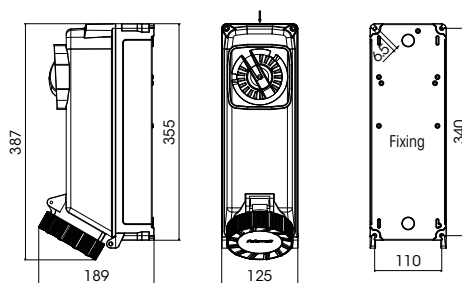
ALUPRES

Interlocked socket-outlets - Module 125

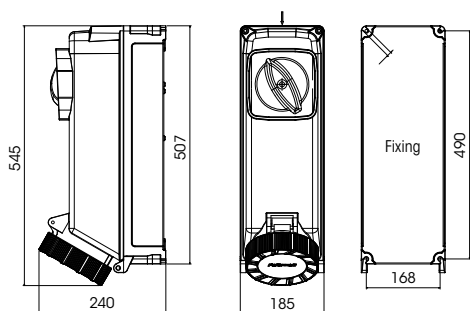
16A/32A



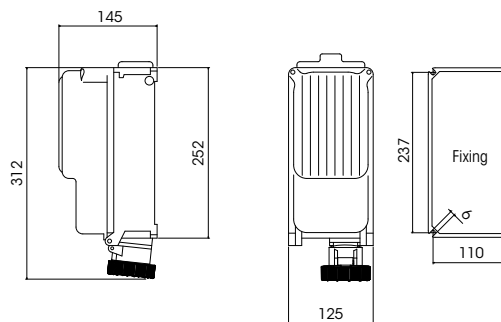
63A



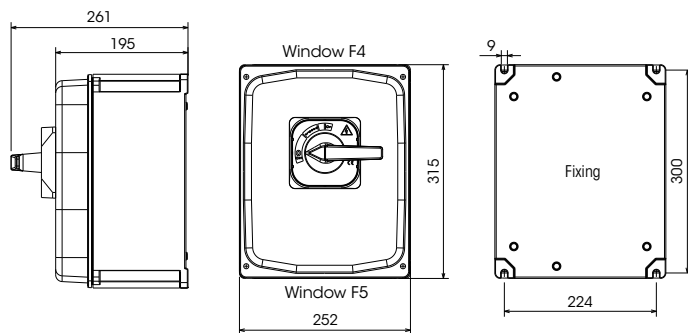
Interlocked socket-outlets - Module 185 - 125A



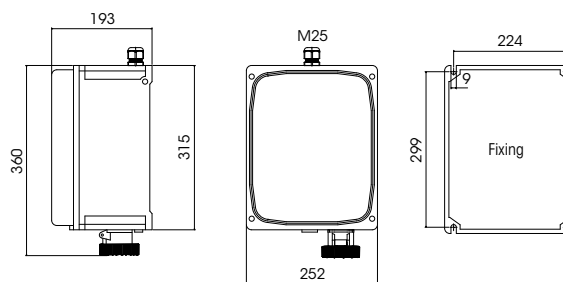
24V sockets with transformer



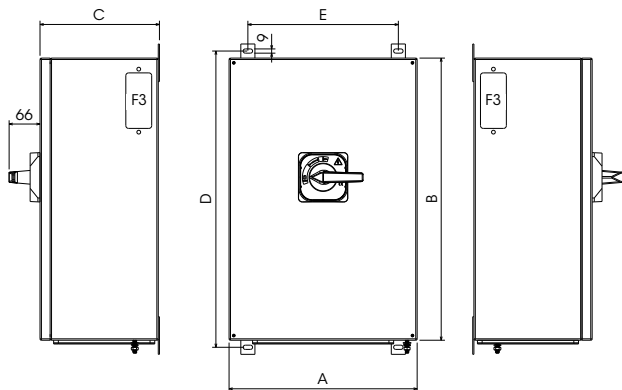
Switch of module 250 - 125A/160A/250A



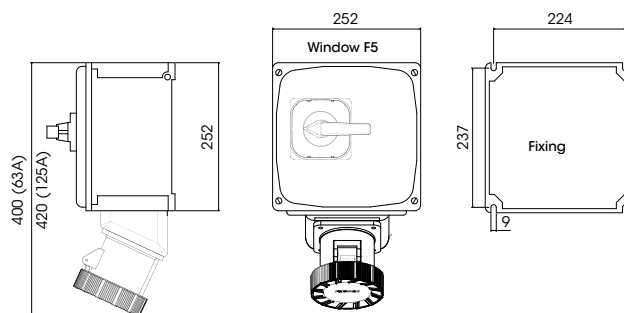
48V socket-outlets with transformer



400A/630A switch



Socket-outlets with electrical interlock



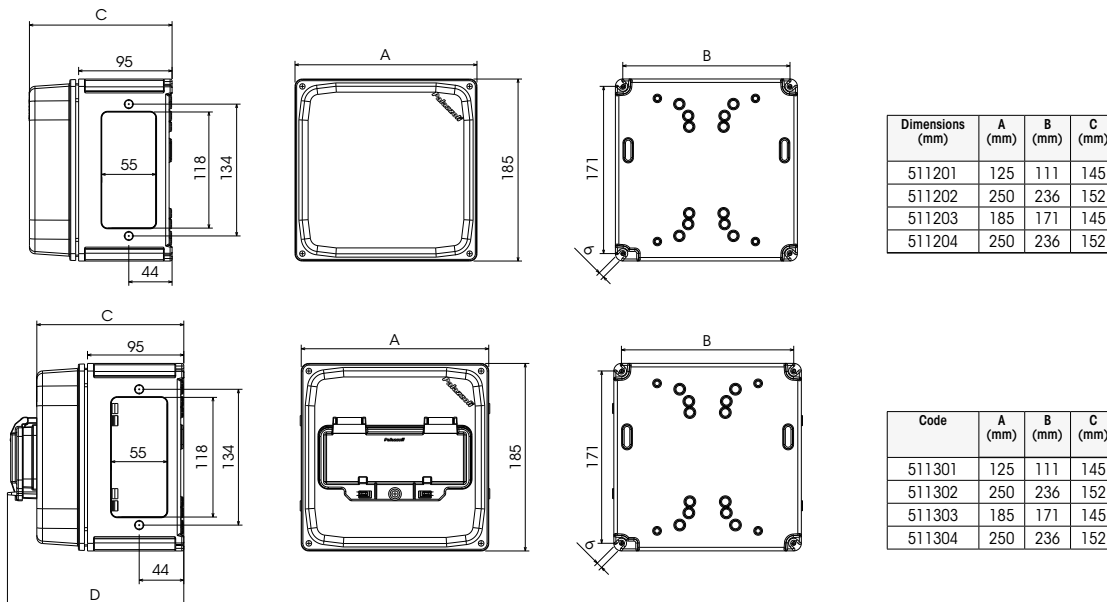
Code	A (mm)	B (mm)	C (mm)	D (mm)	E (mm)
274440	400	600	252	630	320
274463	500	900	252	930	450



INTERLOCKED SOCKET-OUTLETS

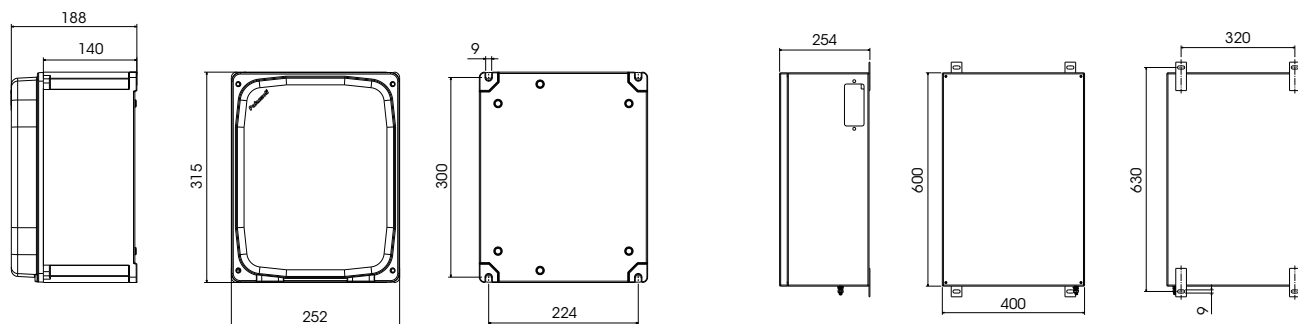
ALUPRES

Boxes in aluminium alloy

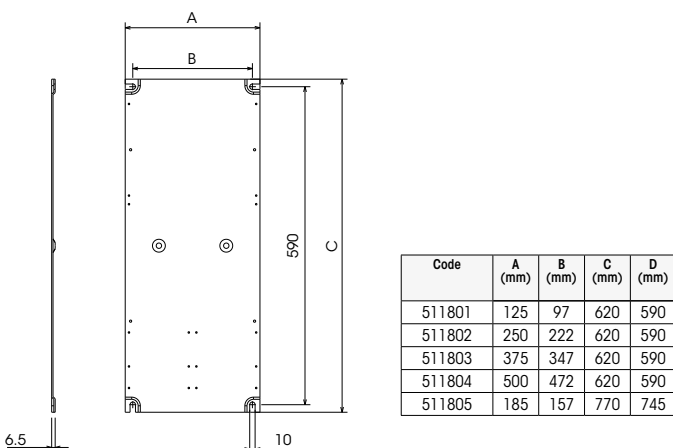


Boxes in aluminium alloy

Steel boxes



Mounting plate



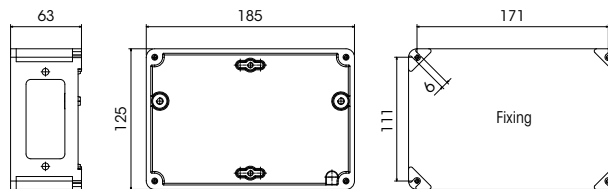
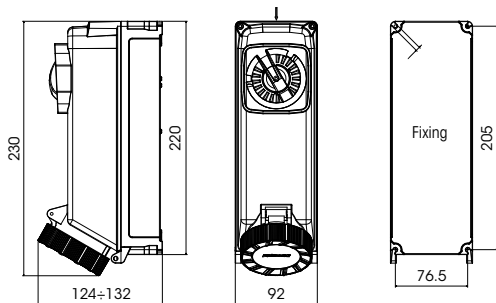


INTERLOCKED SOCKET-OUTLETS

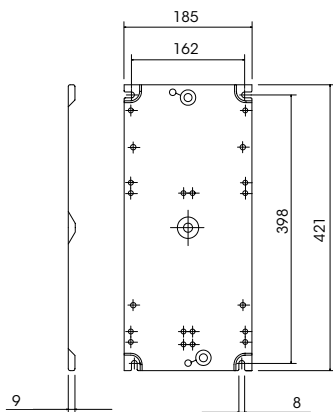
ALUPRES

Compact socket-outlets of module 92 - 16A

Compact aluminium alloy box



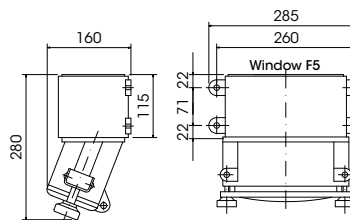
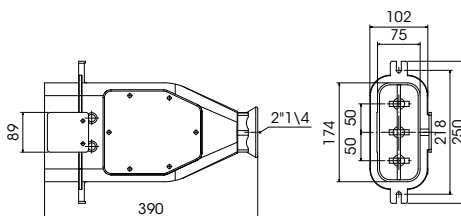
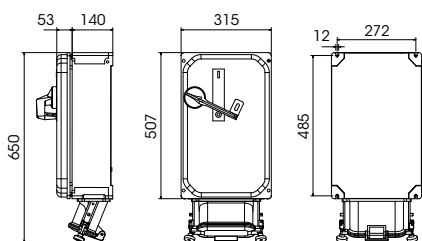
Mounting plate for compact socket-outlets



Interlocked socket-outlets 250A

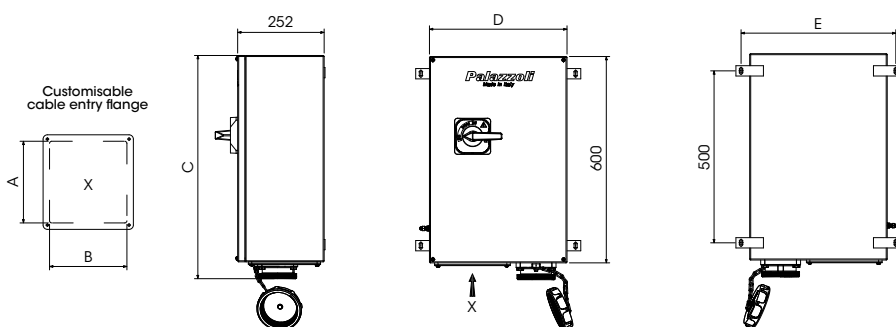
Mobile plugs

Fixed socket-outlets



ALUMAX series

Wall sockets with electrical interlock



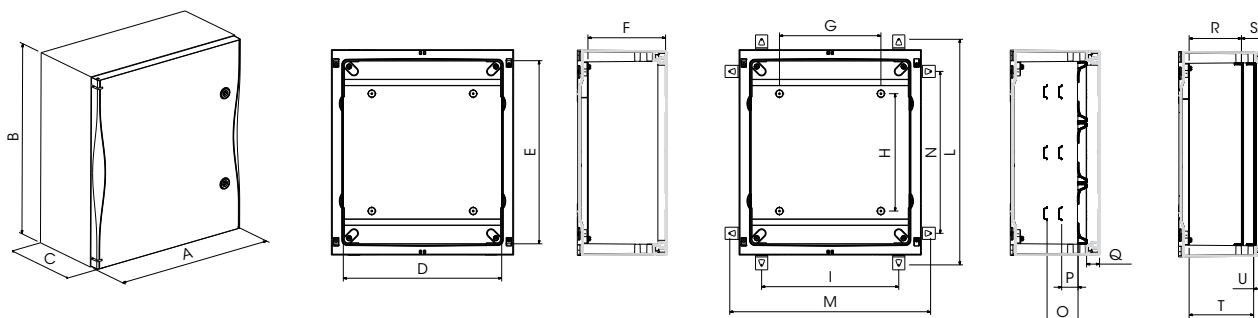
Rated current (A)	A (mm)	B (mm)	C (mm)	D (mm)	E (mm)
250	180	190	650	400	450
320/400	180	270	660	500	550



BOARDS AND BOXES

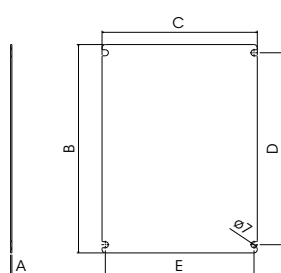
TAIS CUBE

Distribution boards in thermosetting GRP



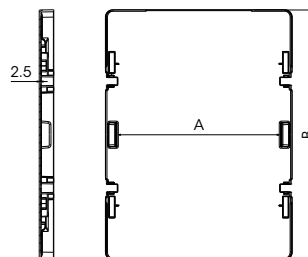
Size	A (mm)	B (mm)	C (mm)	D (mm)	E (mm)	F (mm)	G (mm)	H (mm)	I (mm)	L (mm)	M (mm)	N (mm)	O (mm)	P (mm)	Q (mm)	R (mm)	S (mm)	T (mm)	U (mm)
1	258	304	160	200	250	131	60	87	148	355	305	198	-	-	-	-	-	-	-
2	340	430	180	282	376	151	142	214	230	481	386	324	78	50	34	93	58	120	31
3	449	506	220	390	451	191	250	290	338	556	495	399	78	50	34	133	58	160	31
4	449	656	220	390	601	191	250	439	338	706	495	549	78	50	34	133	58	160	31
5	558	656	260	498	601	230	358	439	446	706	603	549	78	50	34	173	57	200	30
6	631	807	300	570	751	269	430	590	518	856	675	699	78	50	34	212	57	239	30
7	848	1058	350	786	1001	319	646	842	734	1106	891	949	78	50	34	257	62	287	32

Plates



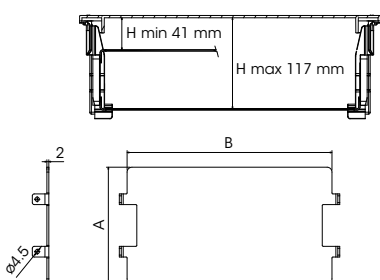
Code	A (mm)	B (mm)	C (mm)	D (mm)	E (mm)
550601 - 550611	1.5	241	179.5	222	172
550602 - 550612	1.5	367	261.5	348	254
550603 - 550613	2	442	369.5	423	362
550604 - 550614	2	592	369.5	573	362
550605 - 550615	2	592	477.5	573	470
550606 - 550616	2	742	549.5	723	542
550607 - 550617	2	992	765.5	973	758
550621	3	244	194	222	172
550622	3	370	276	348	254
550623	3	445	384	423	362
550624	3.7	595	384	573	362
550625	3.7	595	492	573	470
550626	3.7	745	564	723	542

Inner doors



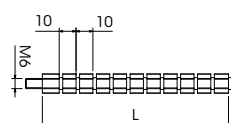
Code	A (mm)	B (mm)
550502	240	374
550503	348	447
550504	348	596
550505	457	596
550506	529	746
550507	745	998

Partial plates



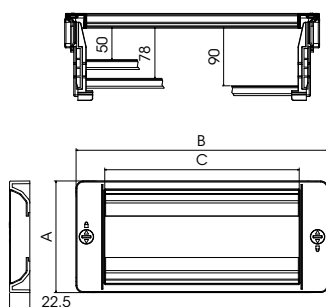
Code	A (mm)	B (mm)
550632	120	211
550633	145	319
550635	145	427
550636	145	499
550637	195	715

Spacer



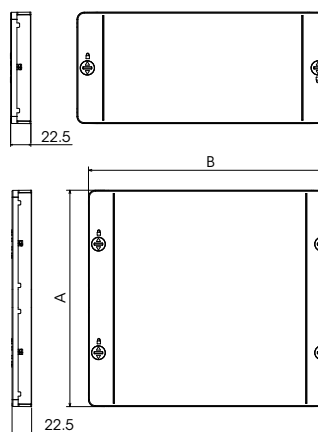
Code	L (mm)	No. of positions
550662	70	7
550663	110	11
550665	150	15
550666	190	19
550667	240	24

Windowed panels



Code	A (mm)	B (mm)	C (mm)
550522	124	280	216
550523	149	388	324
550525	149	496	432
550526	149	568	504
550507	199	784	720

Blind panels

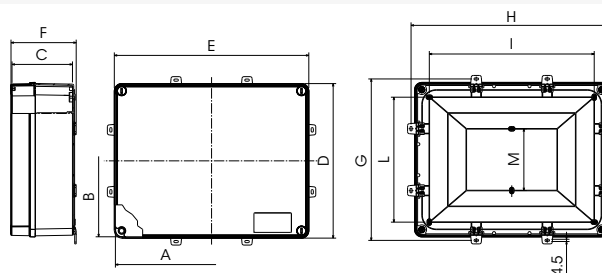
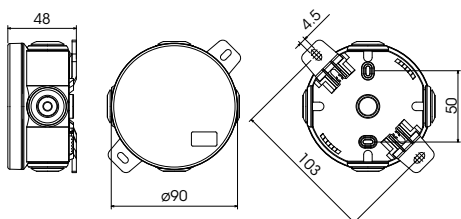


Code	A (mm)	B (mm)
550542	124	280
550543	149	388
550545	149	496
550546	149	568
550547	199	784
550552	249	280
550553	299	387
550555	299	495
550556	299	567
550557	399	783



BOARDS AND BOXES

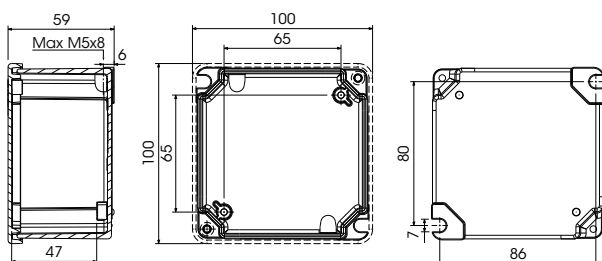
TERBOX



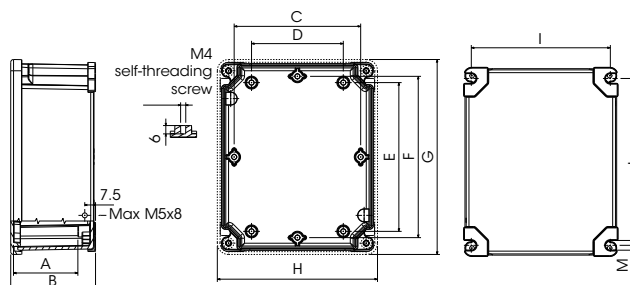
Box type	A (mm)	B (mm)	C (mm)	D (mm)	E (mm)	F (mm)	G (mm)	H (mm)	I (mm)	L (mm)	M (mm)
791234	98	98	49	108	108	59	123	123	60	60	-
791236	148	108	70	118	158	80	133	173	110	70	-
791207	188	138	70	148	198	80	163	213	150	100	-
791208	237	187	90	199	249	99.5	213	263	193	136	-
791209	297	217	121	230	309	130	243	323	250	170	-
791210	379	297	121	309	389	130.5	323	403	330	250	123

UNIBOX E UNIBOX-EXU

UNI B9 box

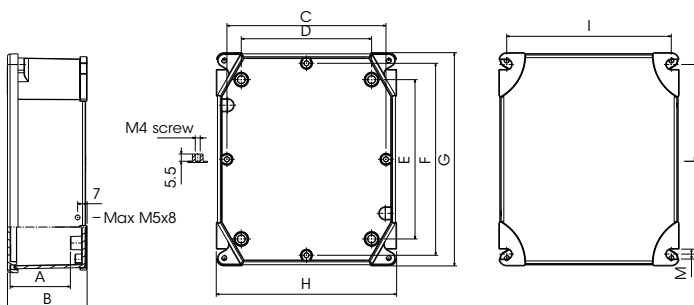


Boxes from UNI B11 to UNI B19



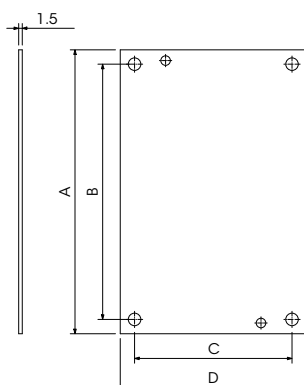
Box type	A (mm)	B (mm)	C (mm)	D (mm)	E (mm)	F (mm)	G (mm)	H (mm)	I (mm)	L (mm)	M (mm)
UNI B11	46	61	91	66	107	116	140	115	100	120	7
UNI B12	50	65	115	99	121	140	166	141	125	144	7.5
UNI B14	65	80	142	113	153	172	192	168	149	168	7.5
UNI B19	76	93	190	153	188	226	253	217	196	226	10

UNI B20 and UNI B21 boxes



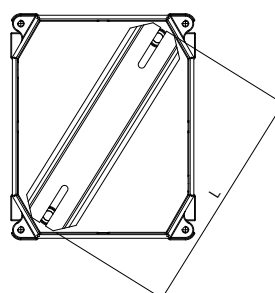
Box type	A (mm)	B (mm)	C (mm)	D (mm)	E (mm)	F (mm)	G (mm)	H (mm)	I (mm)	L (mm)	M (mm)
UNI B20	105.5	122	236	198	238	286	314	264	236	275	10
UNI B21	132.5	150	286	248	333	381	410	315	283	367	10

Plates



For box type	A (mm)	B (mm)	C (mm)	D (mm)
UNI B11	119	107	66	78
UNI B12	132	121	99	108
UNI B14	165	153	113	125
UNI B19	200	188	153	165
UNI B20	250	238	198	210
UNI B21	345	333	248	257

DIN rails



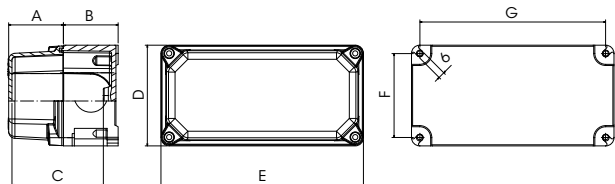
For box type	L (mm)
UNI B9	100
UNI B11	138
UNI B12	164
UNI B14	202
UNI B19	264
UNI B20	320
UNI B21	422



BOARDS AND BOXES

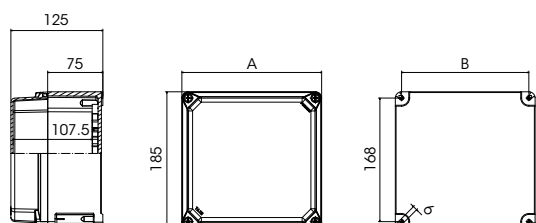
TAISBOX

Enclosures in thermosetting GRP



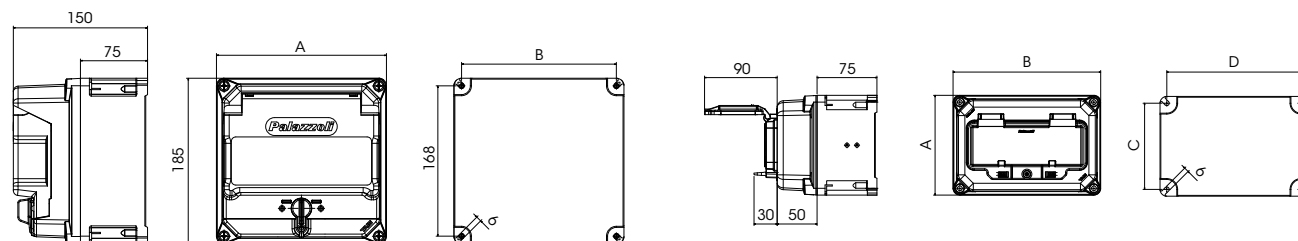
Code	A (mm)	B (mm)	C (mm)	D (mm)	E (mm)	F (mm)	G (mm)
532035	18	50	51	92	92	78	78
532045	18	50	51	92	125	78	111
532055	18	50	51	92	185	78	171
532116	18	75	75	125	125	111	111
532117	18	75	75	125	185	111	171
532118	18	75	75	125	250	111	238
532005	50	50	83	92	92	78	78
532006	50	50	83	92	125	78	111
532015	50	50	83	92	185	78	171
532016	50	75	100	125	125	111	111
532017	50	75	100	125	185	111	171
532018	50	75	100	125	250	111	238

Enclosures with blind cover



Code	A (mm)	B (mm)
532200	125	108
532201	190	173
532202	250	233
532203	290	273
532204	380	363

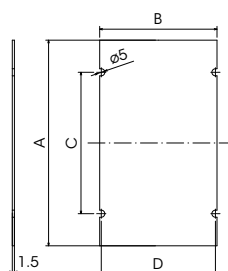
Enclosures with transparent door



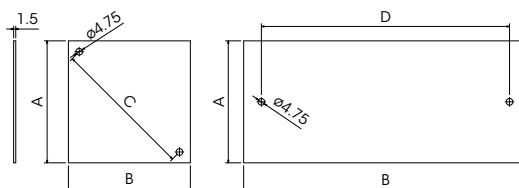
Code	A (mm)	B (mm)
532300	125	108
532301	190	173
532302	250	233
532303	290	273
532304	380	363

Code	A (mm)	B (mm)	C (mm)	D (mm)
532516	125	125	109	109
532557	125	185	109	169
532658	125	250	109	234

Steel back plates



Code	A (mm)	B (mm)	C (mm)	D (mm)
532700	145	82.7	99.7	80.5
532701	140	160	99.7	145.5
532702	145	208	99.7	205.5
532703	145	260	99.7	245.5
532704	145	350	99.7	335.5



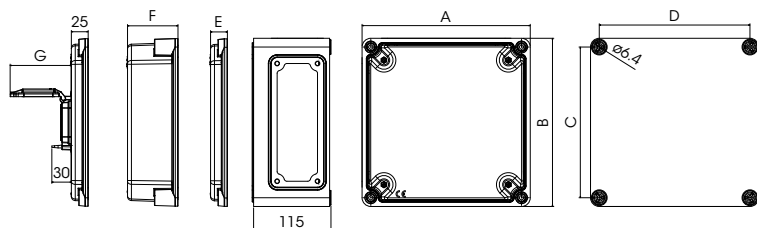
Code	A (mm)	B (mm)	C (mm)	D (mm)
532705	59	59	70	-
532714	59	92	96.5	-
532715	62	142	-	100
532716	86	86	100	-
532717	86	135	-	100
532718	86	200	-	175



BOARDS AND BOXES

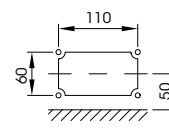
TAISBOX

Boxes in thermosetting GRP

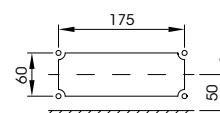


Dimensions (mm)	A (mm)	B (mm)	C (mm)	D (mm)	E (mm)	F (mm)	G (mm)
185x185	185	185	159	159	25	-	90
250x185	250	185	224	159	25	75	90
250x250	250	250	224	224	25	75	-
370x250	370	250	224	344	25	75	-
500x370	500	370	344	474	25	75	-

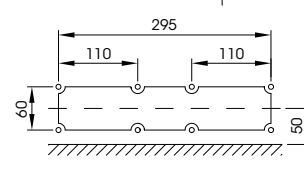
Window "a"



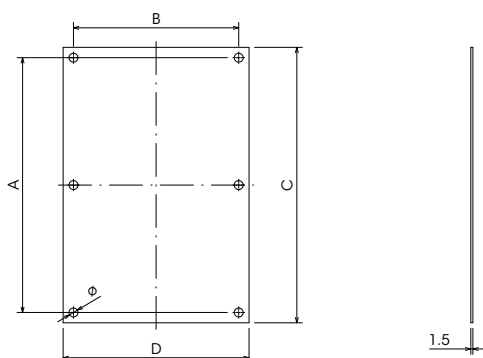
Window "b"



Window "c"



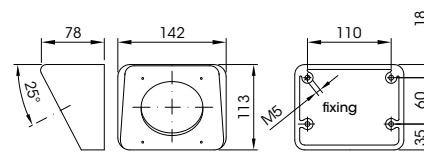
Steel back plates



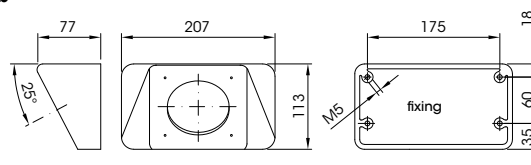
Dimensions (mm)	A (mm)	B (mm)	C (mm)	D (mm)	Ø (mm)
185x185	120	120	135	135	6.5
250x185	185	120	200	135	6.5
250x250	185	185	200	200	6.5
370x250	305	185	321	200	6.5
*500x370	435	305	450	320	8

Mounting brackets for X-CEE 63A - 125A socket-outlets

Window "a"



Window "b"

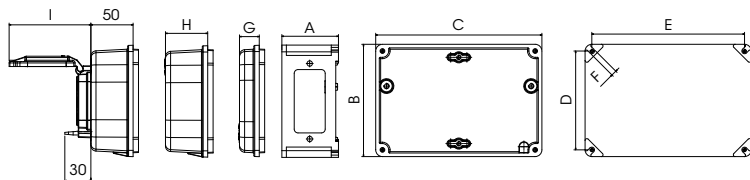




BOARDS AND BOXES

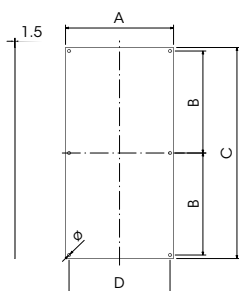
ALUBOX

Boxes in aluminium alloy



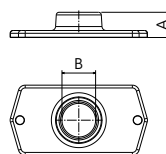
Dimensions (mm)	A (mm)	B (mm)	C (mm)	D (mm)	E (mm)	F (mm)	G (mm)	H (mm)	I (mm)
92x92	42	92	92	78	78	6	23	35	-
125x92	42	92	125	78	111	6	-	50	-
185x92	42	92	185	78	171	6	-	50	-
125x125	63	125	125	111	111	6	10	50	90
185x125	63	125	185	111	171	6	25	50	90
252x125	63	125	252	111	238	6	-	50	90
155x155	63	155	155	141	141	6	10	-	-
185x185	95	185	185	171	171	6	10	50	90
252x185	95	185	252	169	236	6	-	50	90
220x220	95	220	220	192	205	6	13	-	-
252x252	140	252	252	224	237	6	25	57	-
315x252	140	252	315	224	300	6	-	53	-
507x252	140	252	507	224	492	9	53	-	-
295x295	105	295	295	266	280	9	18	-	-
315x315	140	315	315	286	300	9	53	-	-
373x373	140	373	373	330	353	12	25	80	-
507x373	140	373	507	330	487	12	53	165	-
630x373	140	373	630	330	610	12	53	127	-
630x507	140	507	630	464	610	12	53	-	-

Steel back plates



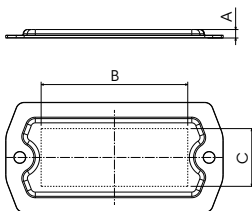
Dimensions (mm)	A (mm)	B (mm)	C (mm)	D (mm)	Ø (mm)
92x185	77	65	142	65	5
125x125	100	39	90	88	5.5
125x185	100	61.5	135	88	5.5
125x252	100	94	200	88	5.5
155x155	118	55	122	40	5.5
185x185	135	74	160	123	5.5
185x252	160	94	200	148	5.5
220x220	152	88	190	62	5.5
252x252	210	85.5	185	196	6.5
252x315	210	110.5	235	196	6.5
252x507	215	203	420	201	6.5
295x295	220	111	240	76	6.5
315x315	270	108	230	256	6.5
373x373	320	134.5	285	304	8
373x507	320	202	419	304	8
373x630	320	262	539	304	8
507x630	430	262	539	414	8

Flanges with metric thread



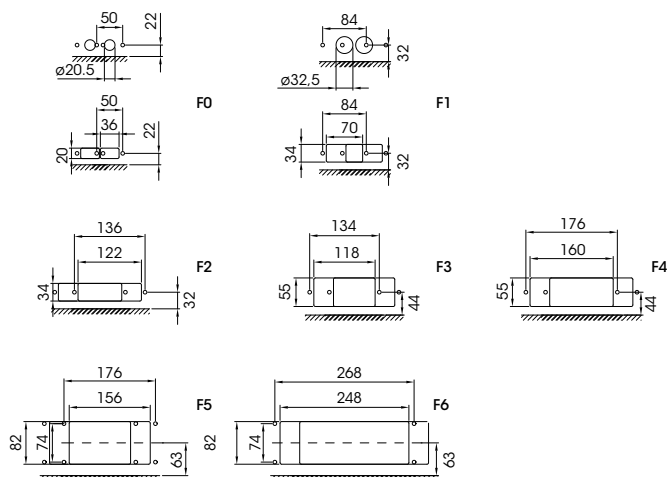
Code	A (mm)	B (mm)
541050	22	M25
541055	18	M25
540180	51	M32
540190	69.5	M40
540193	51	M40
540195	80	M50

Flat flanges

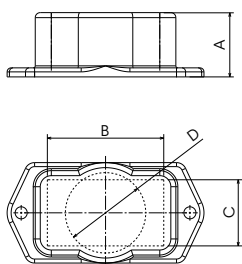


Code	A (mm)	B (mm)	C (mm)
540090	2.5	30	14
540091	5.5	59	25
540032	5.5	95	25
540033	6	106	49
540034	6	148	49
540035	7	142	80
540036	8	238	84

Windows and holes



Raised flanges

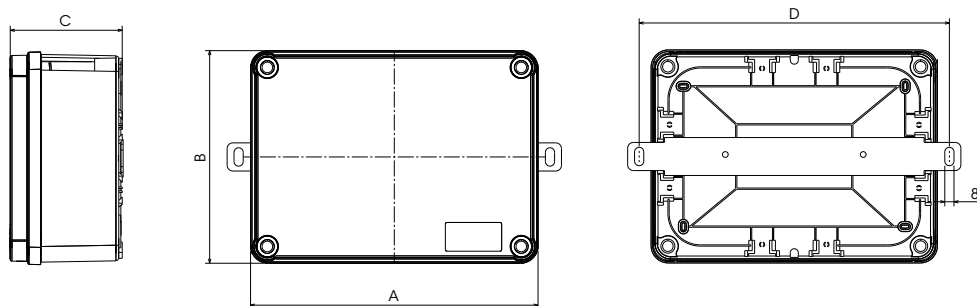


Code	A (mm)	B (mm)	C (mm)	D (mm)
540061	32	60	30	35
540062	32	112	30	35
540063	50	100	50	60
540064	50	140	50	60
540065	80	140	90	90
540066	80	230	85	85

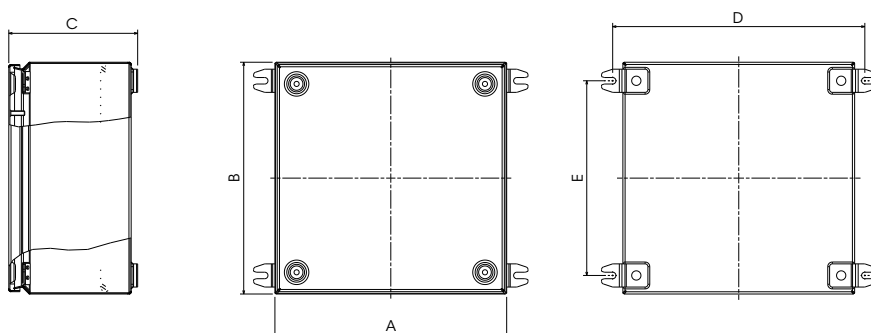


BOARDS AND BOXES

FIREBOX

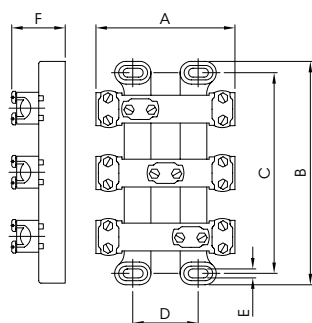


Code	A (mm)	B (mm)	C (mm)	D (mm)
151700	160	120	80	170
151702	200	150	80	220
151703	250	185	100	270

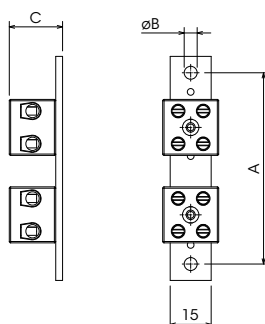


Code	A (mm)	B (mm)	C (mm)	D (mm)	E (mm)
151301	150	150	100	172	110
151304	250	250	140	272	210

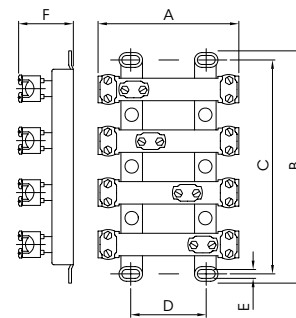
CONTACT



Code	A (mm)	øB (mm)	C (mm)
532725	70	4.75	19.5
532745	98	4.75 x 7 (slotted hole)	19.5
532747	100	4.75	25.2



Code	A (mm)	B (mm)	C (mm)	D (mm)	E (mm)	F (mm)
159030	59	78	69	-	5	27
159032	78	101	88	32	5.5	29
159033	86	128	110	40	6.5	38
159034	100	150	134	55	7.5	46
159035	128	196	176	62	7.5	56
159036	178	240	222	76	7	80
159037	232	294	274	88	7	88



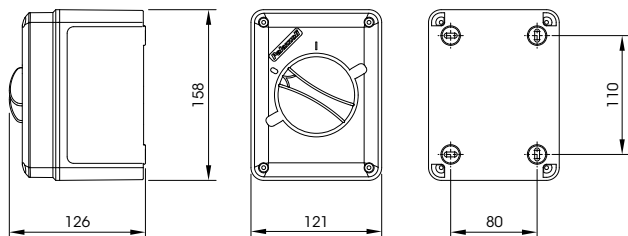
Code	A (mm)	B (mm)	C (mm)	D (mm)	E (mm)	F (mm)
159040	70	101	88	32	5.5	27
159042	92	128	110	40	6.5	32
159043	102	150	134	55	7.5	43
159044	119	196	176	62	7.5	50
159045	154	240	222	76	7	64
159046	222	294	274	88	7	80



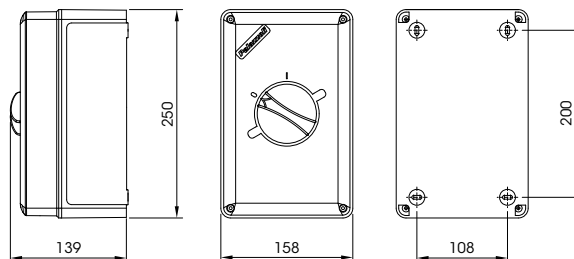
CONTROL AND PROTECTION

CAM-SZ in thermoplastic material for wall-mounting

16A to 32A



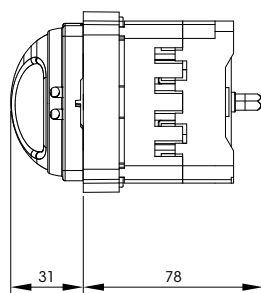
40A to 100A



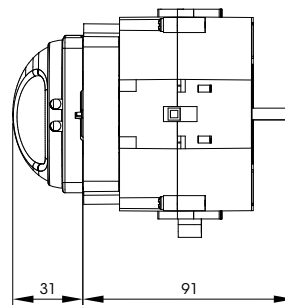
CAM-SZ

Isolator switches for back panel mounting

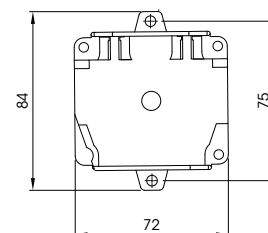
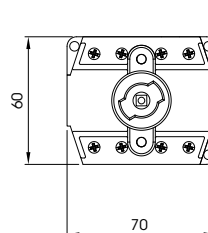
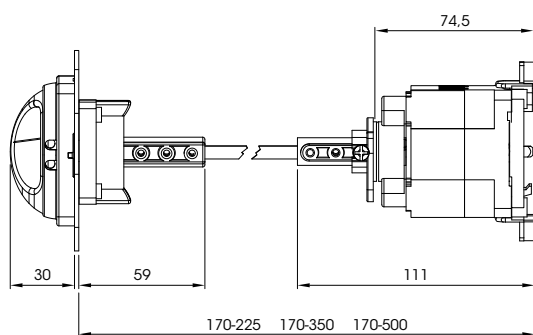
16A/32A



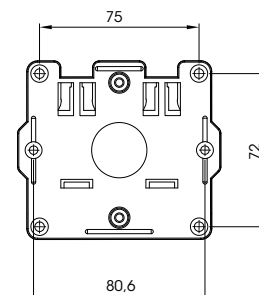
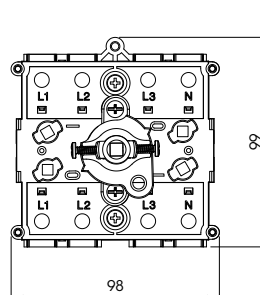
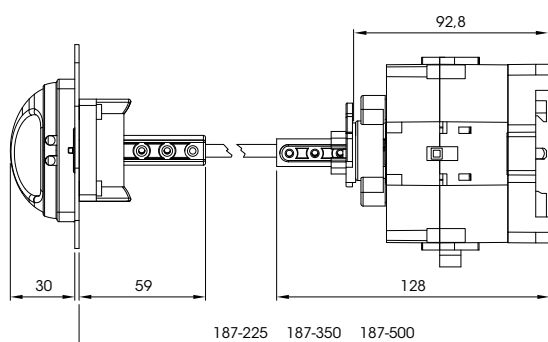
40A/100A



16A/32A isolator switches with door lock for base-mounting



40A/100A isolator switches with door lock for base-mounting

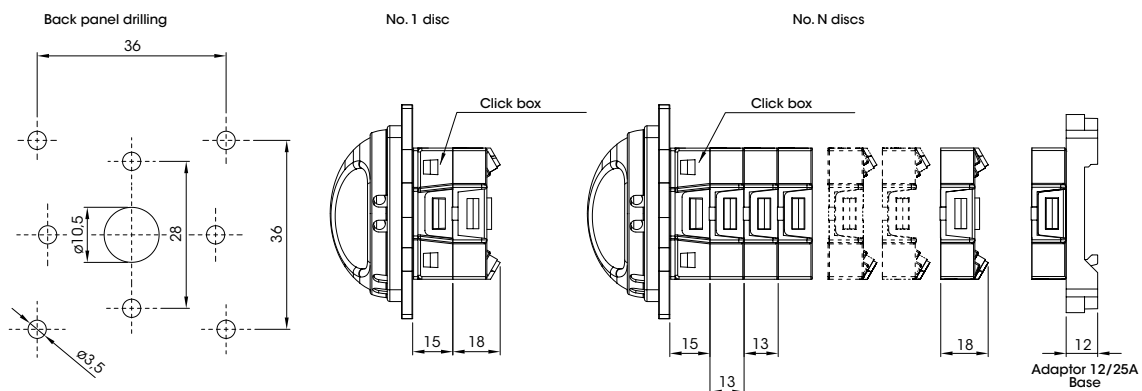




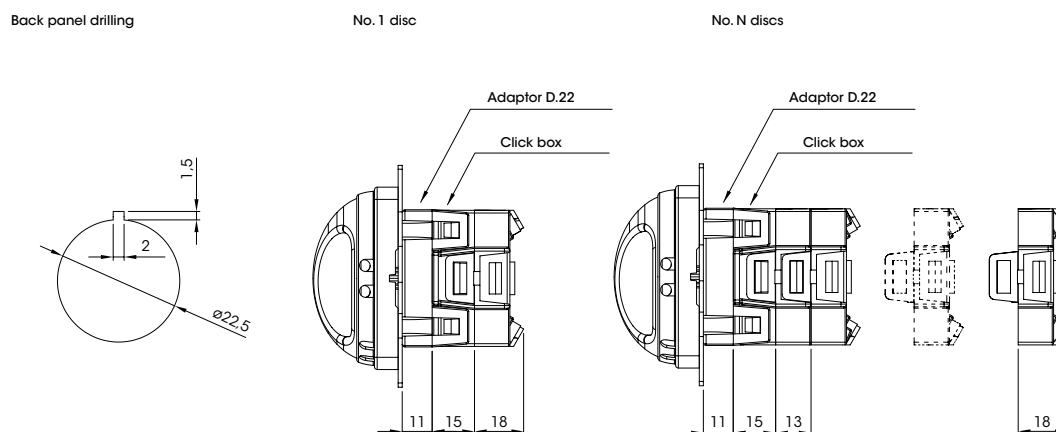
CONTROL AND PROTECTION

CAM-ST

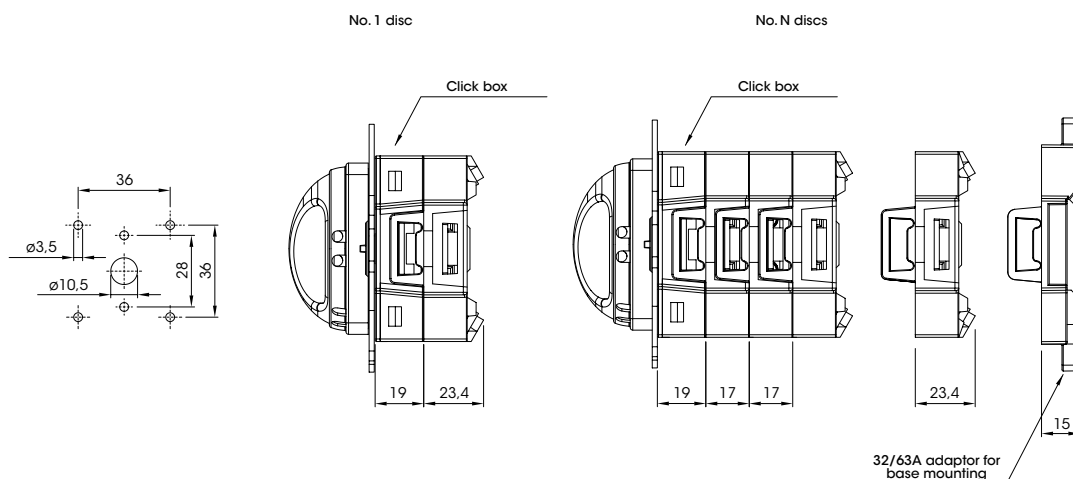
12/25A rotary devices for back panel mounting



12/25A rotary devices for back panel mounting - 22 mm hole



32/63A rotary devices for back panel mounting and base mounting

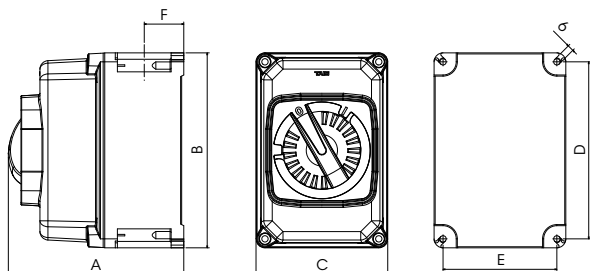




CONTROL AND PROTECTION

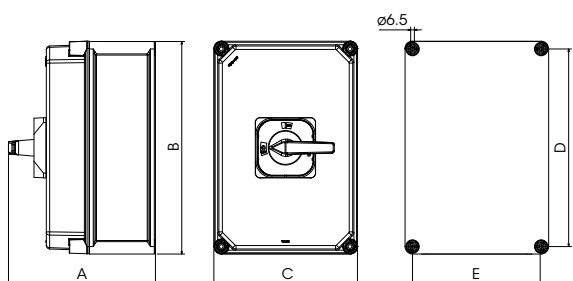
CAM-TAIS in thermosetting GRP for wall-mounting

16A - 63A



Code	A (mm)	B (mm)	C (mm)	D (mm)	E (mm)	F (mm)
292101 - 292102 - 292103 292202 - 292203 - 292232 - 292233	130	125	92	110	78	25
292302 - 292303 - 292412 - 292413	167	185	125	169	109	37.5

100A - 630A

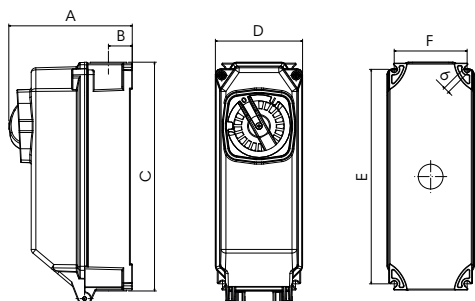


Code	A (mm)	B (mm)	C (mm)	D (mm)	E (mm)
292512 - 292503 - 292542 - 292543	206	250	185	224	169
292552 - 292553 - 292621 292623 - 292632 - 292633	256	370	250	344	224
292703 - 292733	256	500	370	474	344

CAM-TAIS in thermosetting GRP for wall-mounting

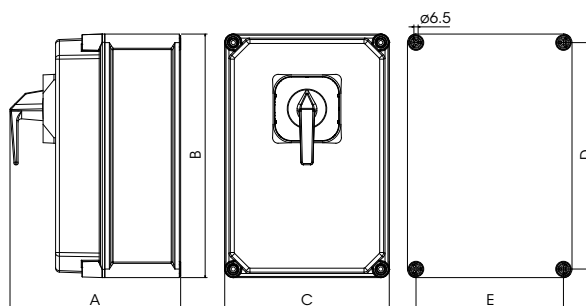
Isolator switches with fuse holder base

16A - 63A



Rated current (A)	A (mm)	B (mm)	C (mm)	D (mm)	E (mm)	F (mm)
16-25-32	130	25	240	92	226	78
40-63	176	37.5	335	125	319	109

100A-250A



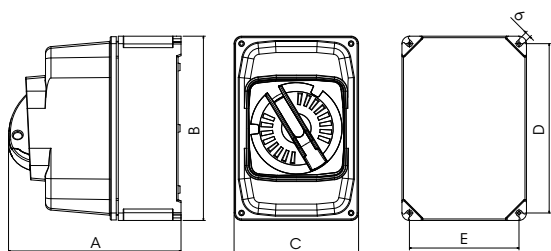
Code	A (mm)	B (mm)	C (mm)	D (mm)	E (mm)
293053 - 293123	206	370	250	344	224
293163	256	370	250	344	224
293063 - 293263	256	500	370	474	344



CONTROL AND PROTECTION

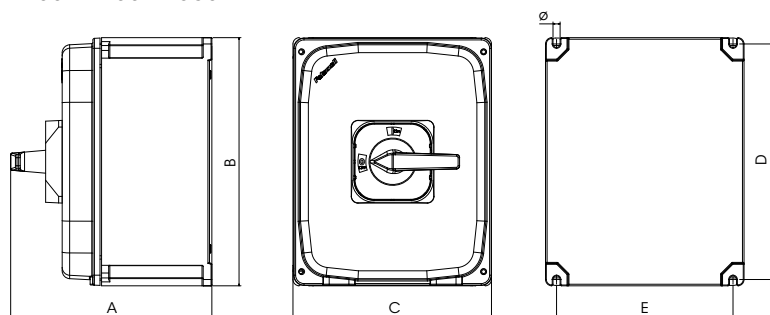
CAM - ALUPRES in aluminium alloy for wall-mounting

16A - 63A



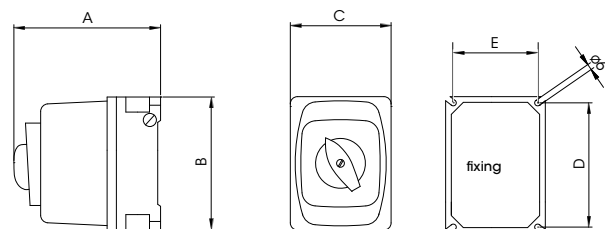
Code	A (mm)	B (mm)	C (mm)	D (mm)	E (mm)
272141 - 272142 - 272143 272242 - 272243 - 272232 - 272233	138	125	92	110	77
272144 - 272244	123	125	92	110	77
272302 - 272303 - 282402 282403 - 282404	173	185	125	170	110
272304	160	185	125	170	110

100A - 200A - 630A



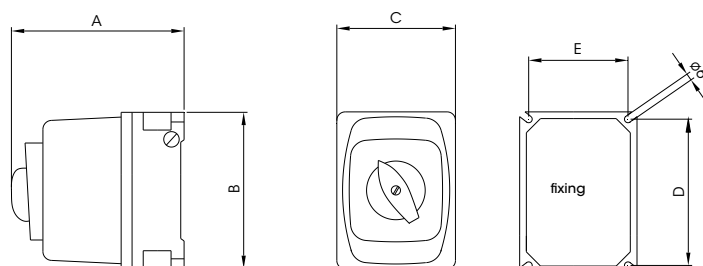
Code	A (mm)	B (mm)	C (mm)	D (mm)	E (mm)	ø (mm)
272502 - 272503	215	252	185	237	170	7
272542 - 272543 272552 - 272553	256	315	252	300	224	9
282602 - 282603 272632 - 272633	256	507	252	491	224	9
282703	256	507	373	485	330	12
282803	256	630	373	608	330	12

Two-way switch, reversing switches



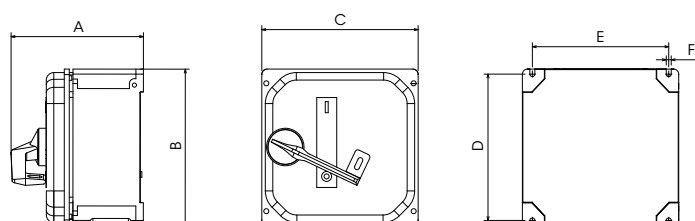
Code	A (mm)	B (mm)	C (mm)	D (mm)	E (mm)
272148 - 272178	87	92	92	77	77
272152 - 272252 272155 - 272255	135	125	92	110	77
272312 - 282412	150	185	125	170	110

16A-63A selector switches



Code	A (mm)	B (mm)	C (mm)	D (mm)	E (mm)
272146 - 272246	120	125	92	110	77
272147 - 272247	135	125	92	110	77
272306	150	185	125	170	110
272307 - 272406	170	185	125	170	110

63A-200A selector switches



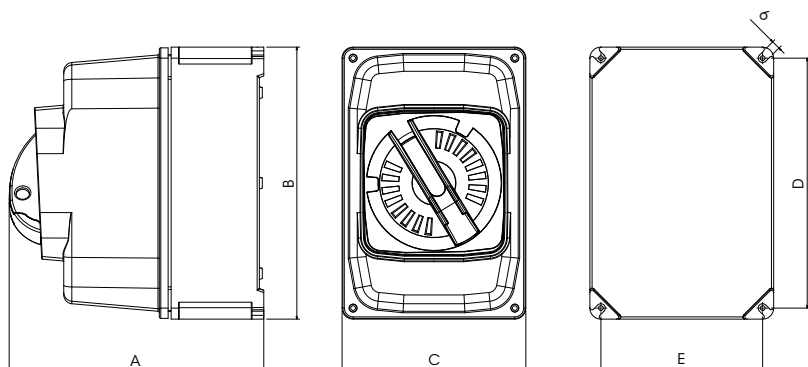
Code	A (mm)	B (mm)	C (mm)	D (mm)	E (mm)	F (mm)
282407 - 282413	195	252	185	237	170	7
272507	270	315	315	299	286	9
282607	270	373	373	351	330	12



CONTROL AND PROTECTION

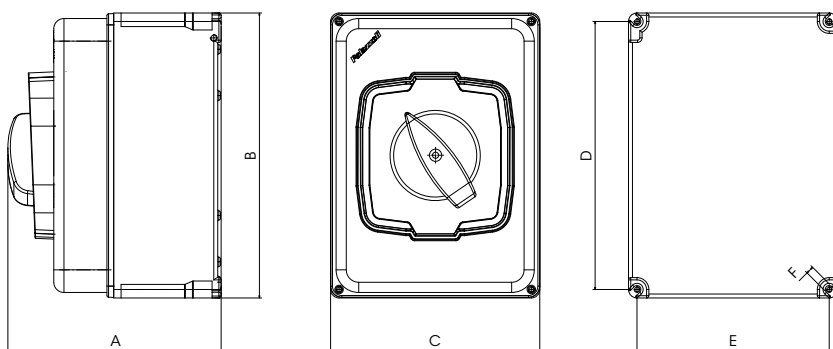
CAM - FIRE

16A - 25A - 40A



Rated current (A)	A (mm)	B (mm)	C (mm)	D (mm)	E (mm)
16	138	125	92	110	77
25-40	173	185	125	170	110

63A - 125A - 160A - 200A



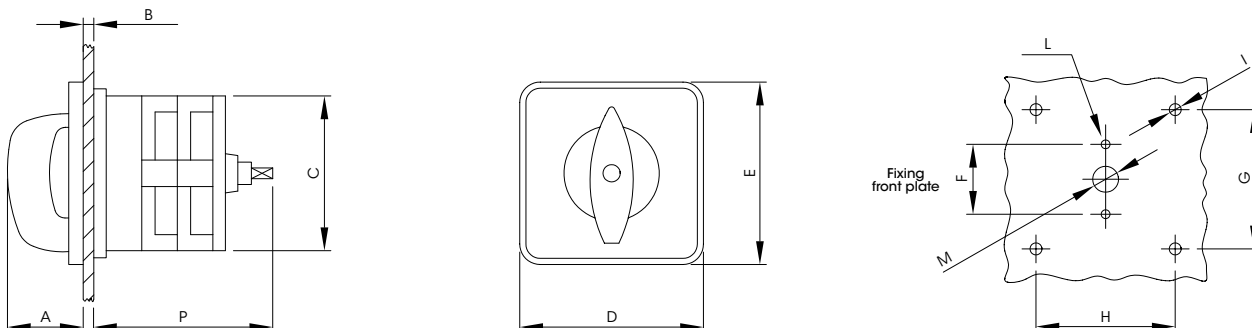
Rated current (A)	A (mm)	B (mm)	C (mm)	D (mm)	E (mm)	F (mm)
63	230	252	185	237	170	7
125 - 200	240	315	220	300	224	9



CONTROL AND PROTECTION

CAM

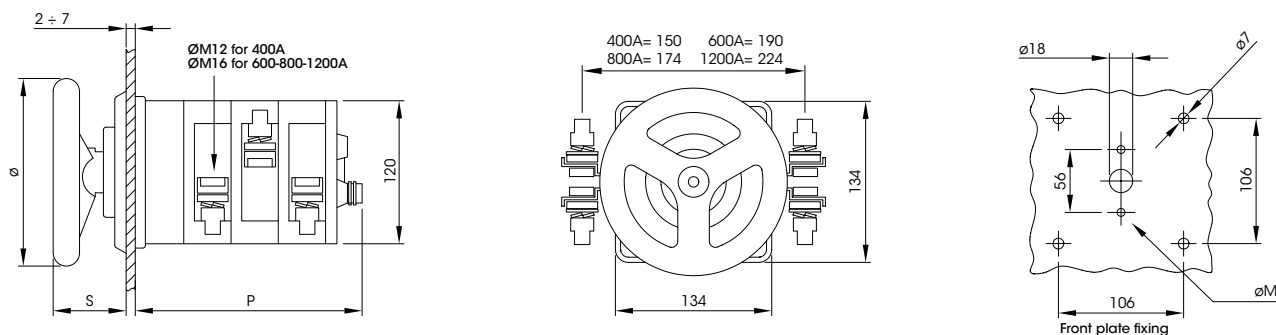
16A/200A rotary switches with handle



Rated current (A)	A (mm)	B (mm)	C (mm)	D (mm)	E (mm)	F (mm)	G (mm)	H (mm)	I (mm)	L (mm)	M (mm)
16-25	30	1,5-4	52	64	64	25	46	46	5	M3	10
40-63	37	1,5-7	87	94	94	32	70	70	6	M3	13
100-200	59	2-7	120	134	134	56	106	106	7	M4	18

P* the dimension refers to the depth indicated in the corresponding catalogue tables.

400A/1200A rotary devices with handle



Rated current (A)	Ø (mm)	S (mm)
400-600-800	156	61
1200	200	67

P* the dimension refers to the depth indicated in the corresponding catalogue tables.

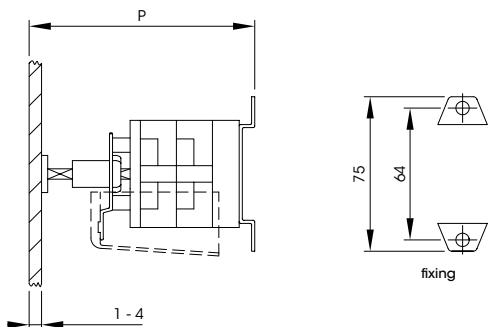


CONTROL AND PROTECTION

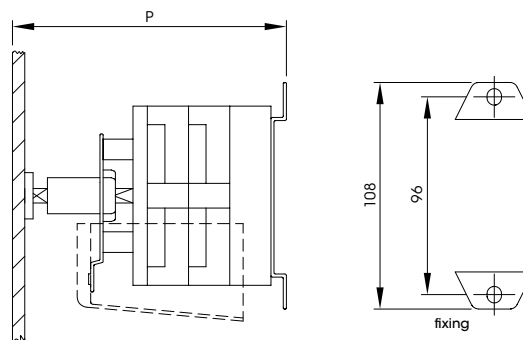
CAM

Rotary devices for base mounting

16A - 25A



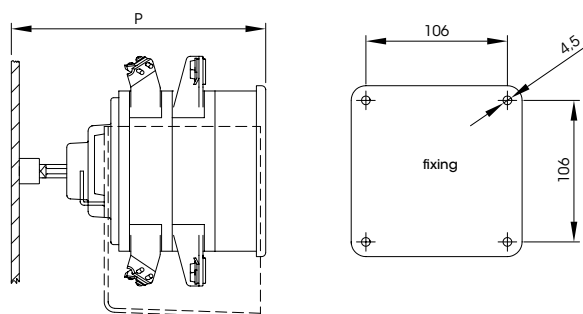
40A - 63A



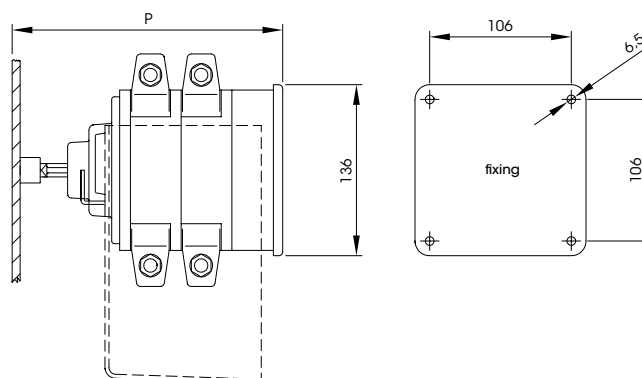
P* the dimension refers to the depth indicated in the corresponding catalogue tables.

Rotary devices for base mounting

100A



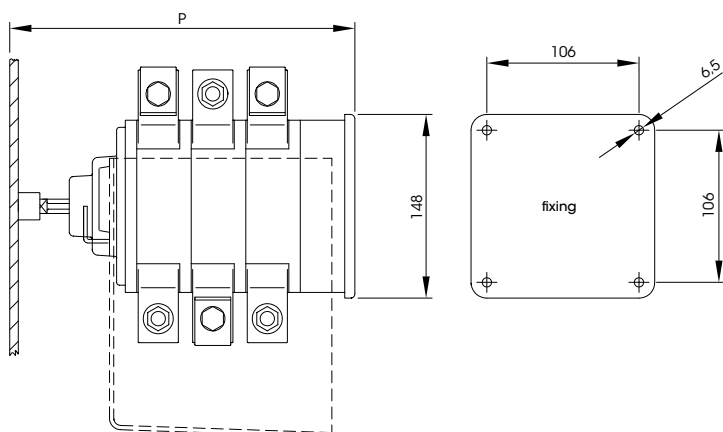
200A



P* the dimension refers to the depth indicated in the corresponding catalogue tables.

Rotary devices for base mounting

400A



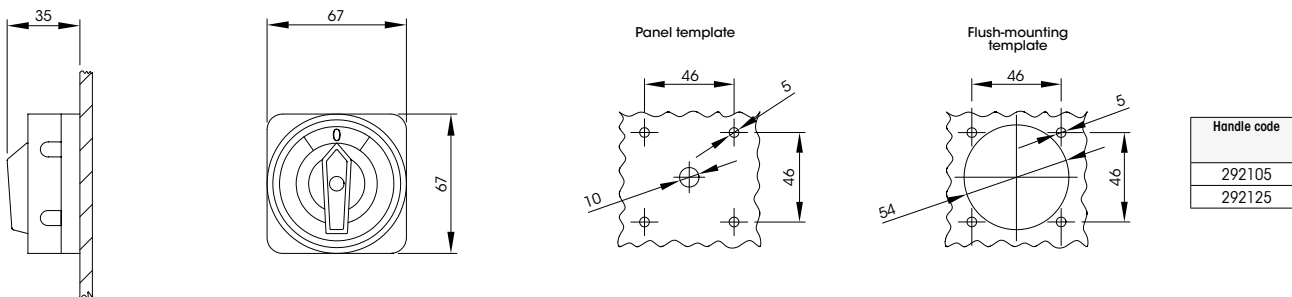
P* the dimension refers to the depth indicated in the corresponding catalogue tables.



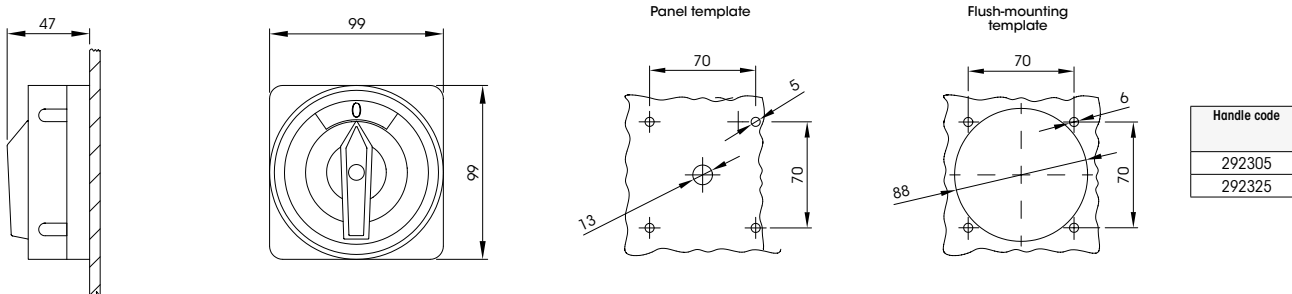
CONTROL AND PROTECTION

CAM

Handles for panel- and flush-mounting - 16A/25A



Handles for panel- and flush-mounting - 40A/63A



Handles for flush-mounting - 16A/25A



Handles for flush-mounting - 40A/63A

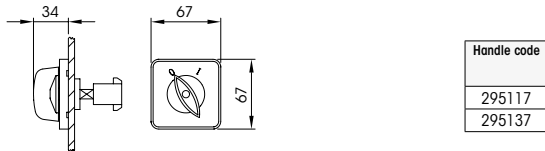




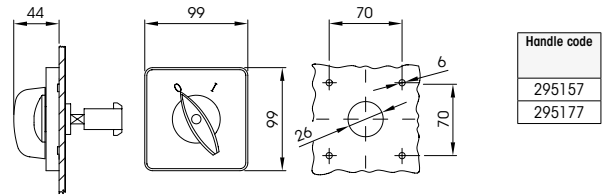
CONTROL AND PROTECTION

CAM

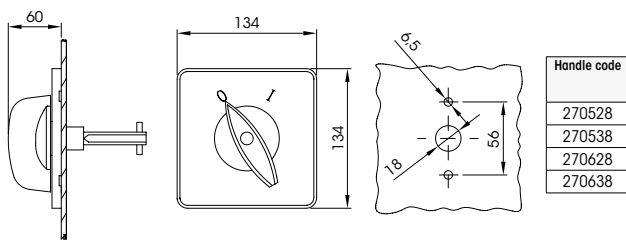
Handles with doorlock and front plate
16A/25A



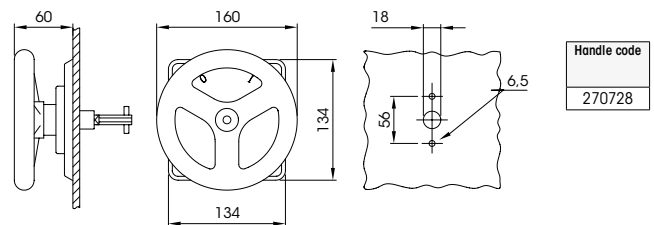
40A/63A



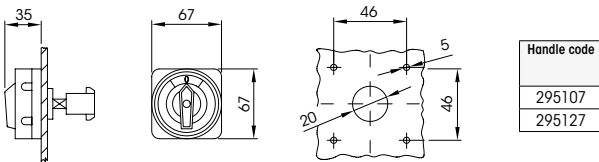
100A/200A



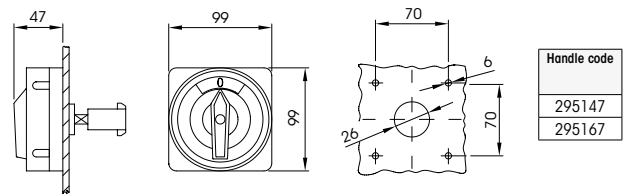
400A



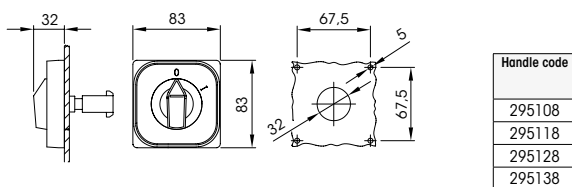
16A/25A



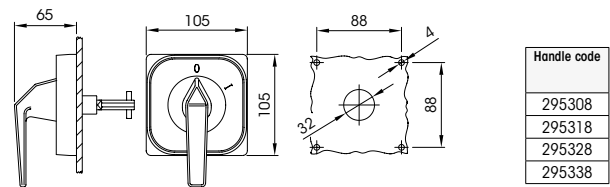
40A/63A



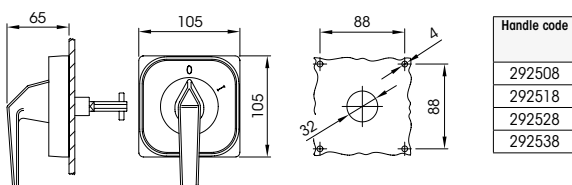
16A/25A



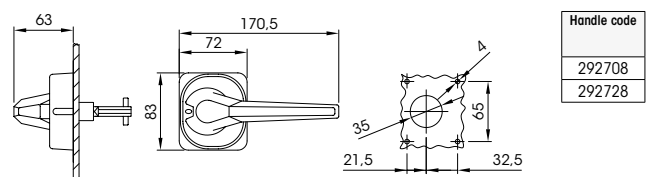
40A/63A



100A/200A



400A

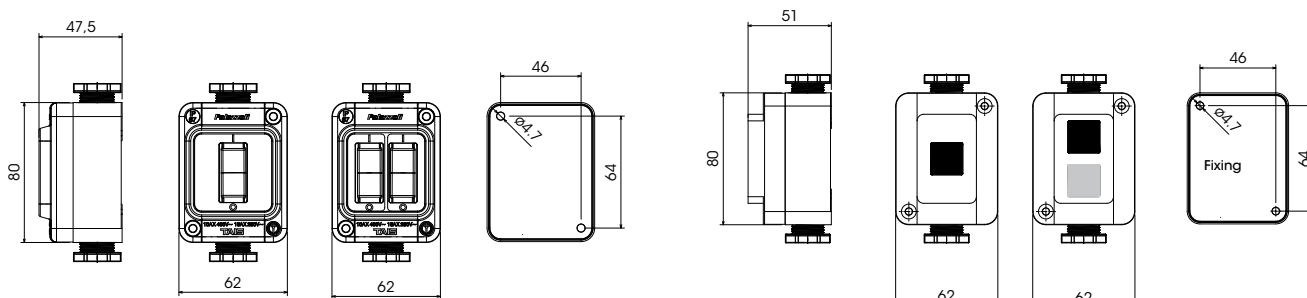




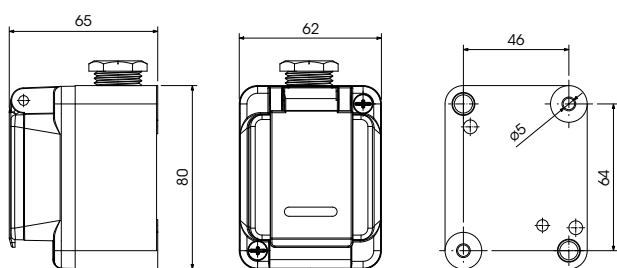
CONTROL AND PROTECTION

TAIS MIGNON

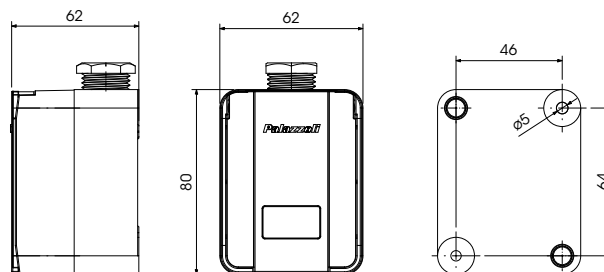
Switches and push-buttons



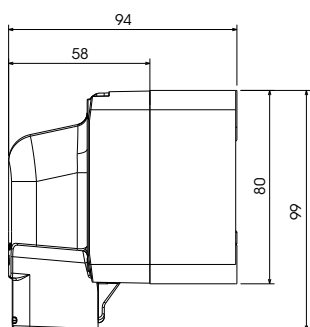
Schuko domestic socket



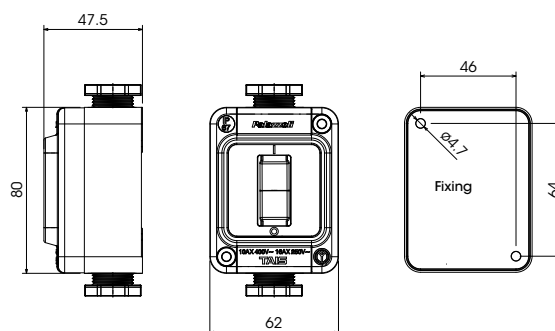
Box for domoTER devices



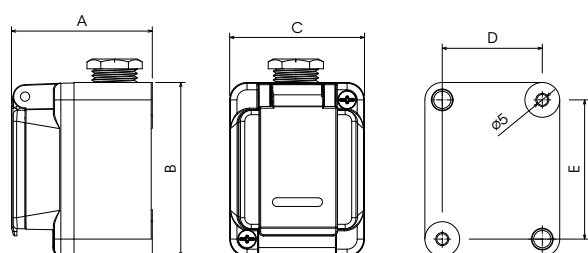
Box with watertight cap



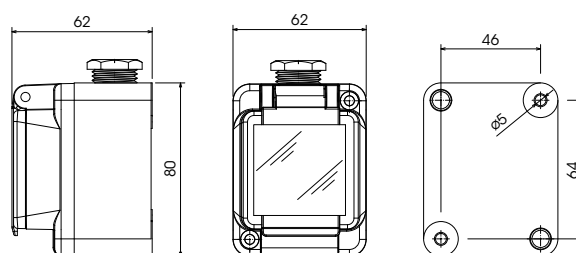
TAISMIGNON-EX switches and two-way switches



Industrial socket-outlets



Boxes for Ticino Magic devices



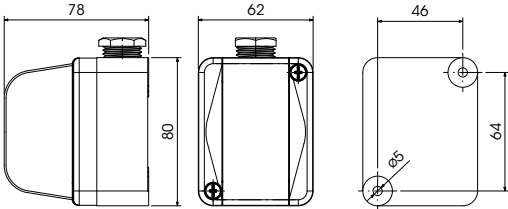
Rated current (A)	No. of poles	A (mm)	B (mm)	C (mm)	D (mm)	E (mm)
16	2P+ \neq	75	80	62	46	64
	3P+ \neq	75	80	62	46	64
	3P+N+ \neq	82	102	77	61	86
	2P/3P	75	80	62	46	64



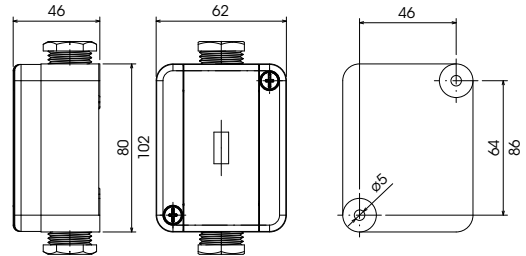
CONTROL AND PROTECTION

TAIS MIGNON

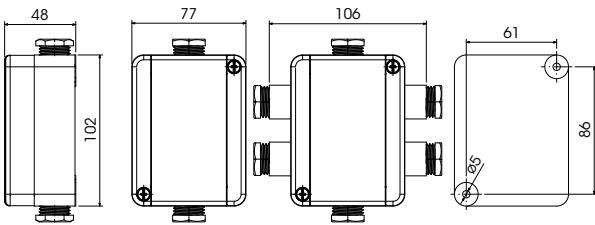
Signalling lamps



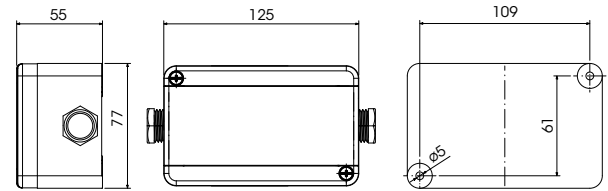
Fuse holder



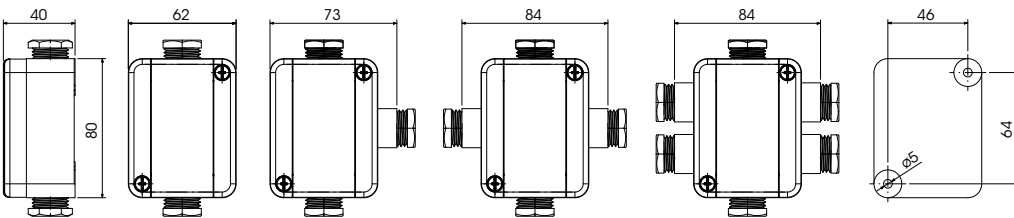
Junction boxes



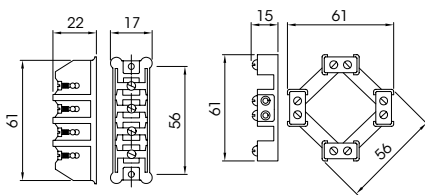
Modular box



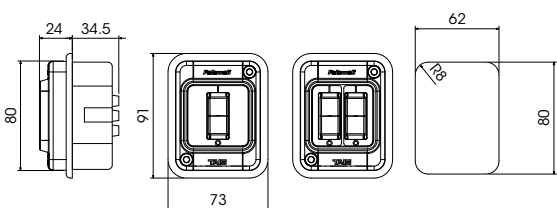
Junction boxes with terminals



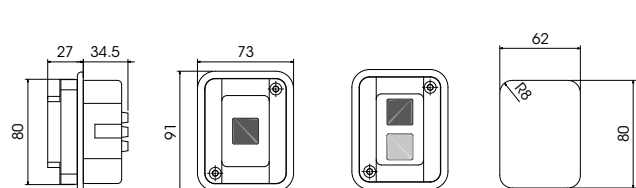
Terminal blocks



Flush-mounted switches



Flush-mounted push-buttons

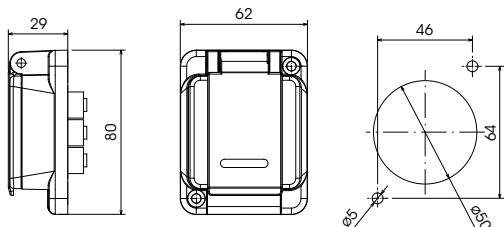




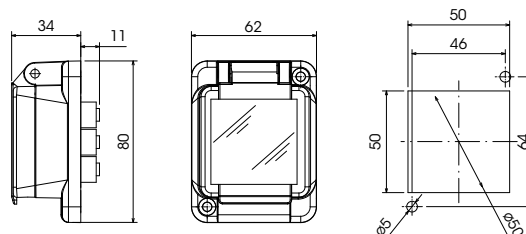
CONTROL AND PROTECTION

TAIS MIGNON

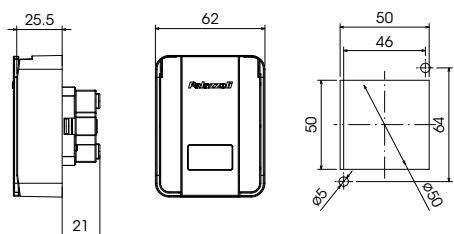
Flush-mounted shuko domestic sockets



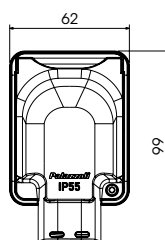
Flush-mounted boxes for Ticino Magic devices



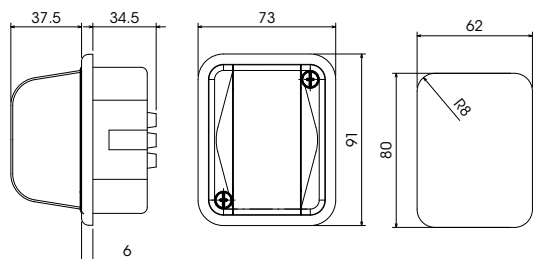
Flush-mounted boxes for Domoter devices



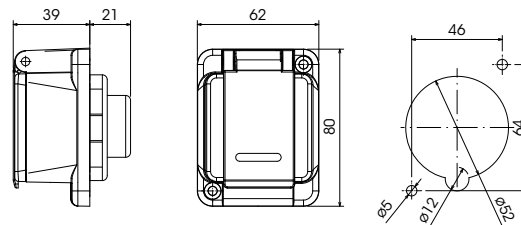
Flush-mounted box with watertight cap



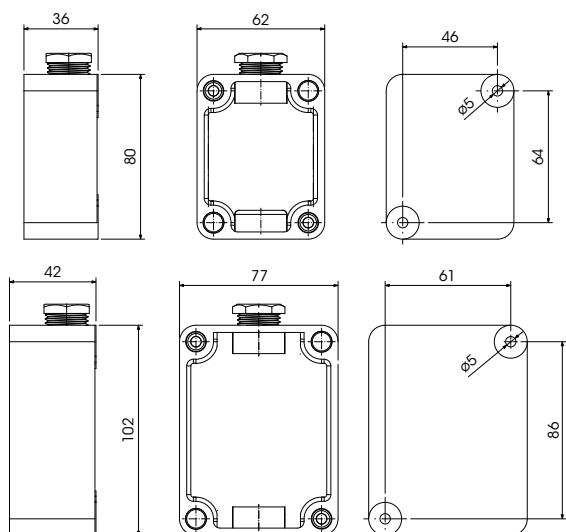
Flush-mounted signalling lamps



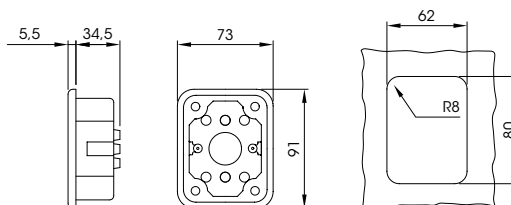
Flush-mounted industrial socket-outlets



Wall-mounted box



Flush-mounted box

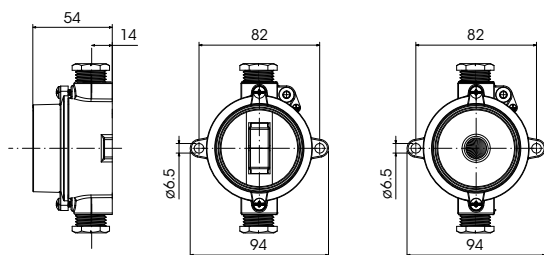




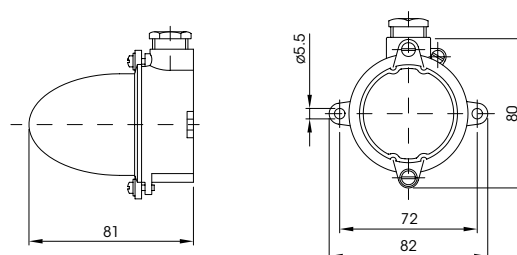
CONTROL AND PROTECTION

RONDÒ

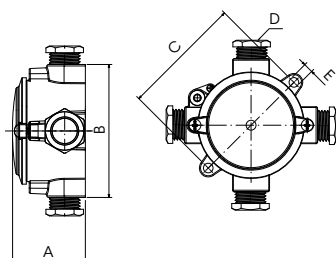
Switches and push-buttons



Signalling lamps

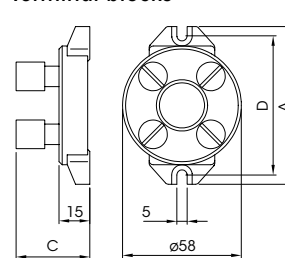


Boxes



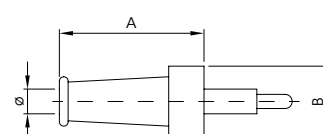
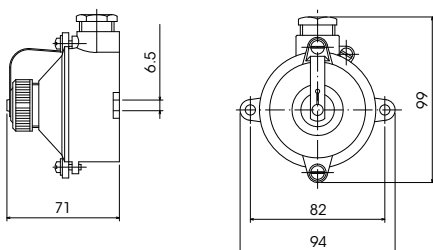
inner Ø (mm)	A (mm)	B (mm)	C (mm)	D (mm)	E (mm)
62	45	140	82	M20x1.5	6.5
82	57	180	106	M25x1.5	7

Terminal blocks



Code	A (mm)	B (mm)	Ø (mm)
112094	57	31	49
113094	77	35	68
113194	77	42	68

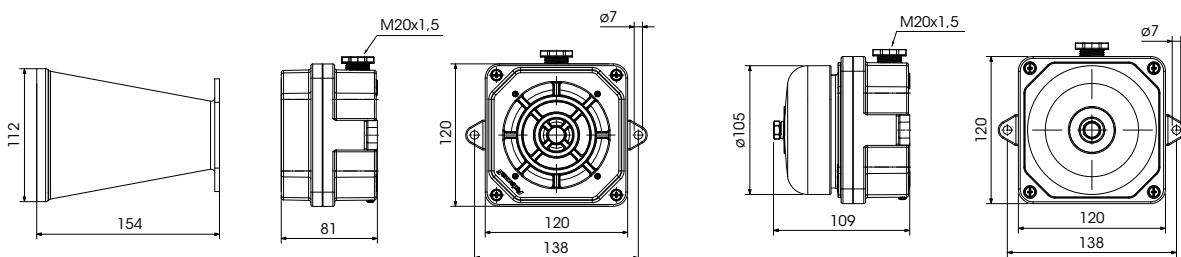
Concentric plugs and sockets



Code	A (mm)	B (mm)	Ø (mm)
407030	75	33	10
407031	84	39	14

ALARM

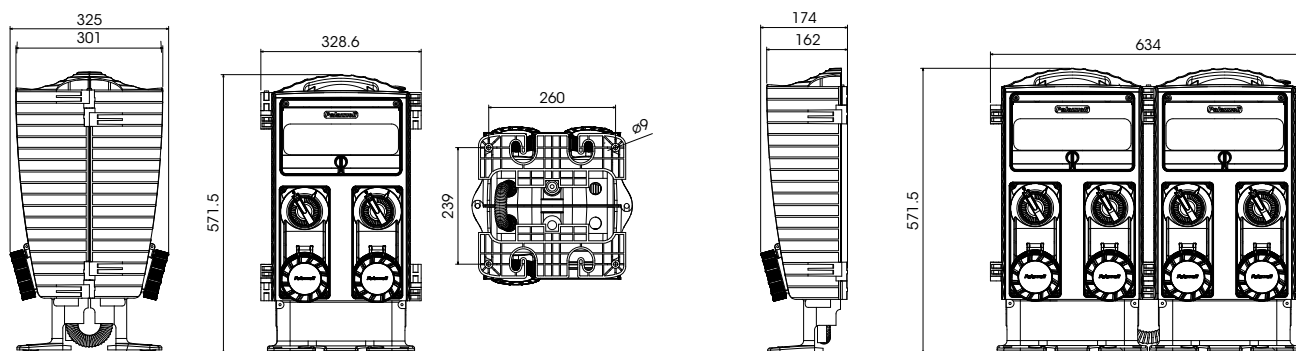
Sirens and bells





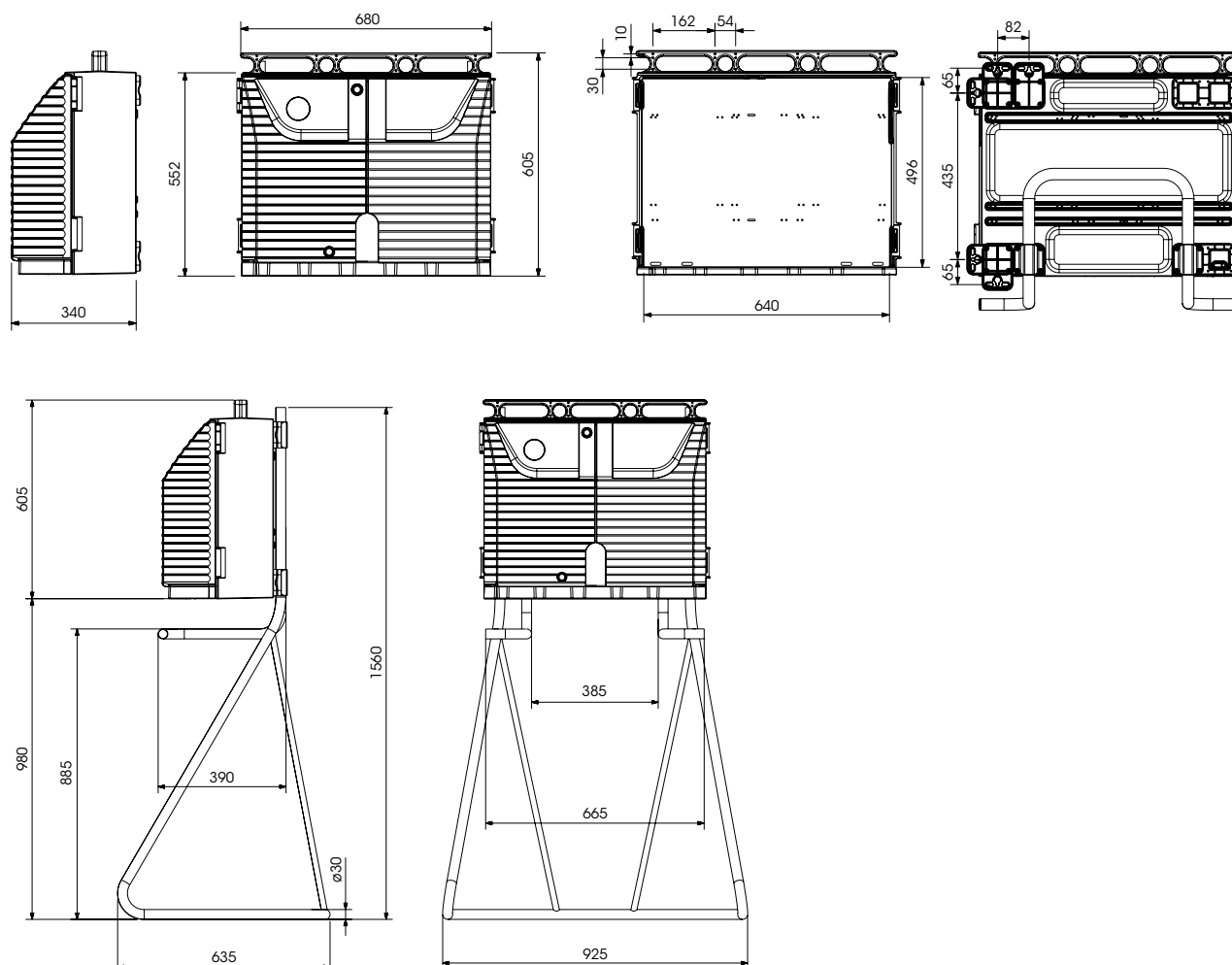
PRE-WIRED DISTRIBUTION BOARDS

JANUS



ENERGY BOX

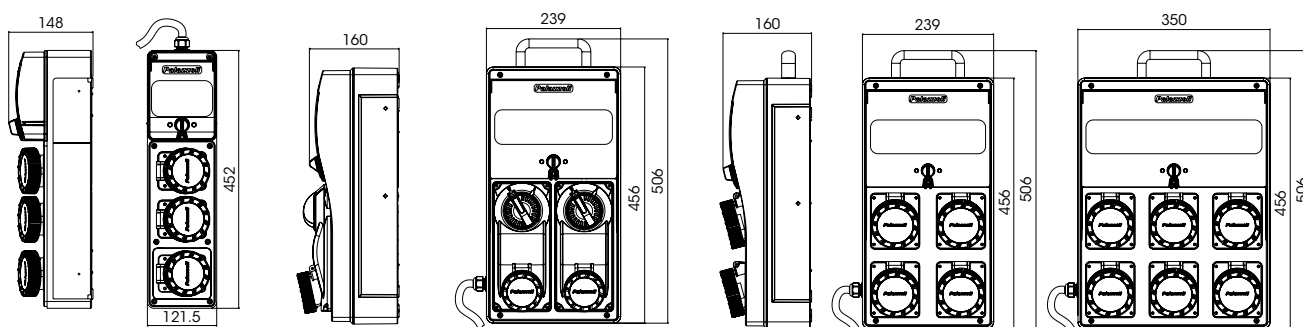
Distribution boards in insulating box





PRE-WIRED DISTRIBUTION BOARDS

ENERGY GO

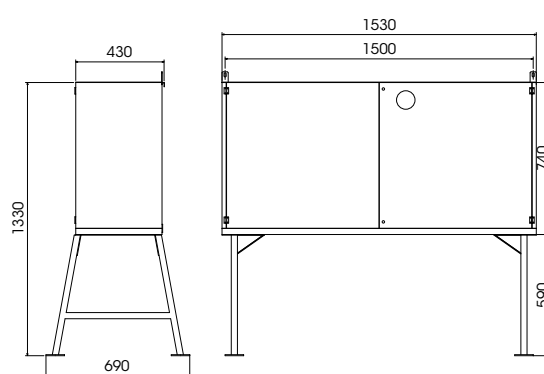
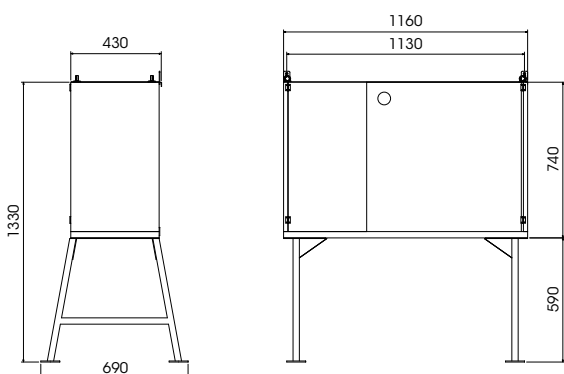


ENERGY METALBOX

Distribution boards in metal cabinet

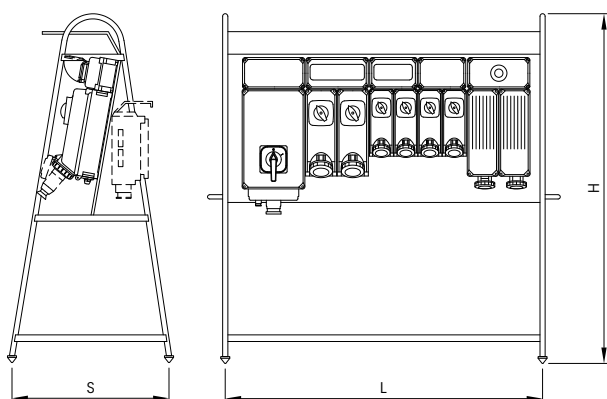
Dimensions 1160x740x430 up to 6 sockets

Dimensions 1530x740x430



ENERGY TAIS

Distribution boards on stainless steel stand



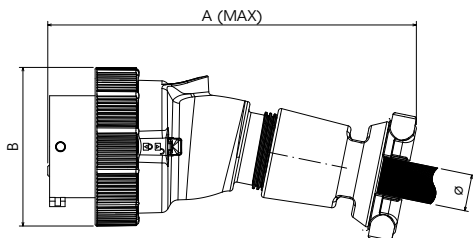
Type
With MCB - 5 sockets
With MCB - 6 sockets
With MCB - 7 to 9 sockets
With fuses - 5 sockets
With fuses - 6 to 10 sockets
With fuses - 11 sockets

L (mm)	H (mm)	S (mm)
1118	1335	565
1313	1335	565
1853	1685	748
803	1335	565
1313	1335	565
1853	1685	748



ATEX

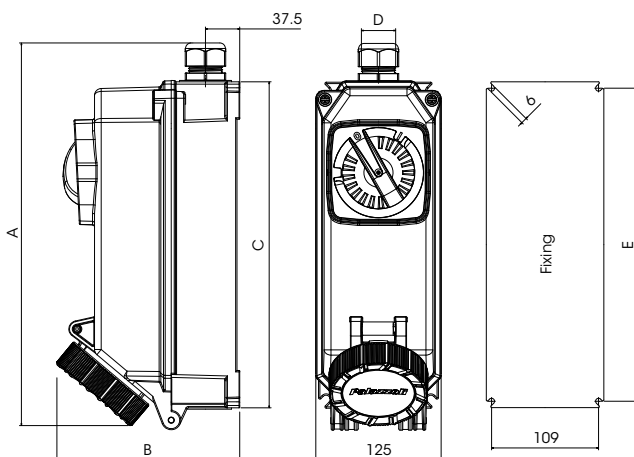
X-CEE-EX



Rated current (A)	No. of poles	A (mm)	B (mm)	∅ (mm)
16	2P+⊕	180	72	6.3-18
	3P+⊕	187	80	
	3P+N+⊕	200	87	
32	2P+⊕	215	93	9 - 23
	3P+⊕			
	3P+N+⊕	225	100	
63	2P+⊕	270	112	14 - 36
	3P+⊕			
	3P+N+⊕			

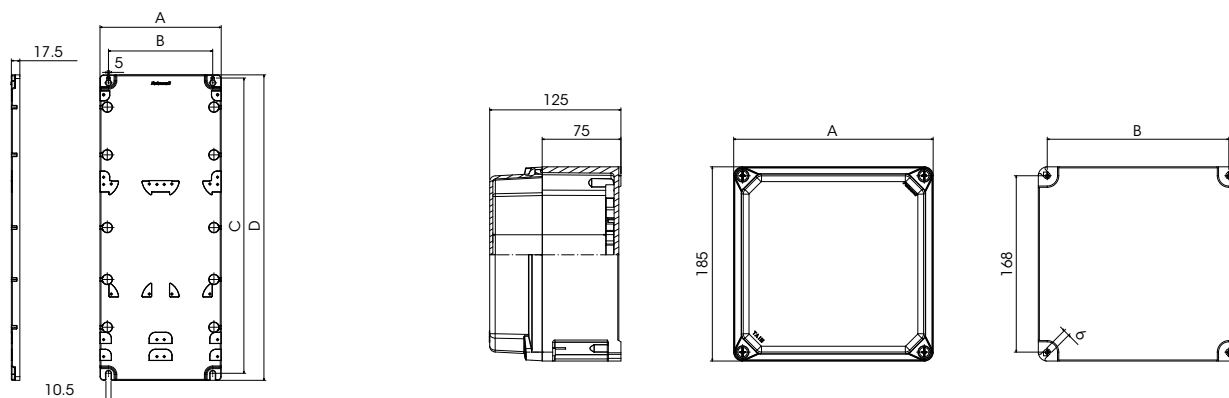
TAIS-EX

Socket-outlets



Rated current (A)	Poles	entry cable ∅ (mm)	A (mm)	B (mm)	C (mm)	D (mm)	E (mm)
16	2P++	12-18	380	159	335	M32	319
	3P++			164			
	3P+N++			175			
32	2P++	16-25	380	177	335	M32	319
	3P++			185			
	3P+N++						
50 / 63	2P++	16-25	423	423	370	M40	354
	3P++						
	3P+N++						

Mounting plates



Code	A (mm)	B (mm)	C (mm)	D (mm)
538800	125	90	609	630
538802	250	215	609	630
538804	380	345	609	630

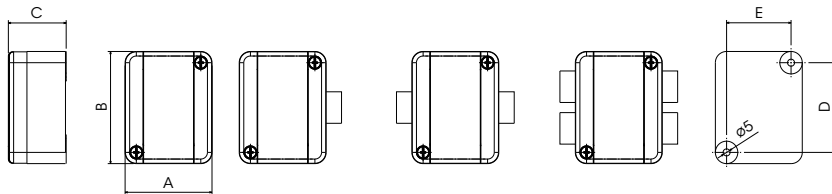
Code	A (mm)	B (mm)
532281EX - 532286EX	125	108
532282EX	250	233
532283EX	380	363



ATEX

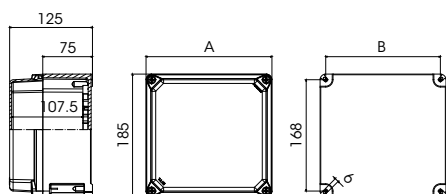
TAISBOX-EXU E TAISBOX-EX

Compact enclosures

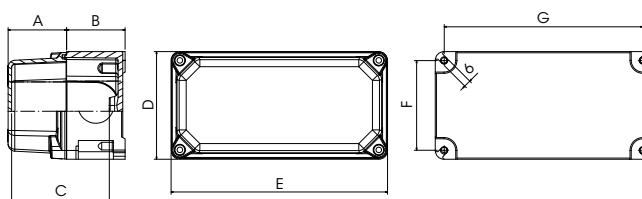


Code	A (mm)	B (mm)	C (mm)	D (mm)	E (mm)
102025EX - 102035EX - 102045EX	62	80	38	64	46
102156EX - 102157EX	77	102	48	86	61

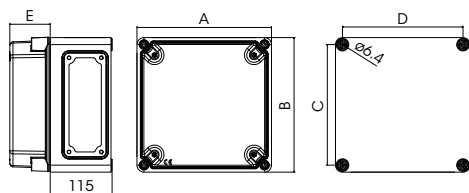
Enclosures



Code	A (mm)	B (mm)
532200EX - 532240EX	125	108
532201EX	190	173
532202EX - 532242EX	250	233
532203EX	290	273
532204EX - 532244EX	380	363



Code	A (mm)	B (mm)	C (mm)	D (mm)	E (mm)	F (mm)	G (mm)
532035EX	18	50	51	92	92	78	78
532045EX	18	50	51	92	125	78	111
532055EX	18	50	51	92	185	78	171
532116EX - 102335EX - 102345EX - 102365EX	25	75	75	125	125	111	111
532117EX - 102443EX - 102463EX - 102445EX - 102485EX	25	75	75	125	185	111	171
532118EX	25	75	75	125	250	111	238
532005EX - 102232EX - 102242EX	50	50	83	92	92	78	78
532006EX	50	50	83	92	125	78	111
532015EX	50	50	83	92	185	78	171
532016EX	50	75	100	125	125	111	111
532017EX	50	75	100	125	185	111	171
532018EX	50	75	100	125	250	111	238

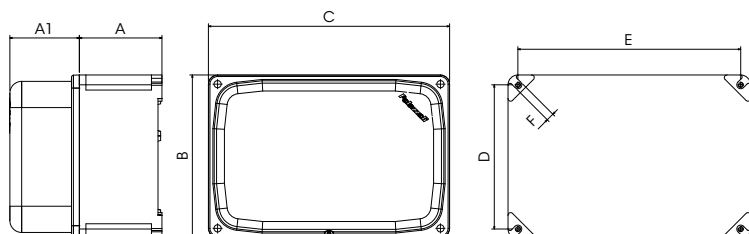


Code	A (mm)	B (mm)	C (mm)	D (mm)	E (mm)
531011EX	185	185	159	159	25
531021EX	250	185	224	159	75
531040EX	250	250	224	224	75
531042EX	250	370	344	224	75
531062EX	370	500	474	344	75



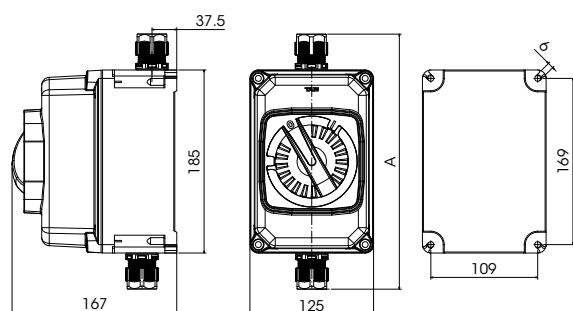
ATEX

UNIBOX-EXU in aluminium



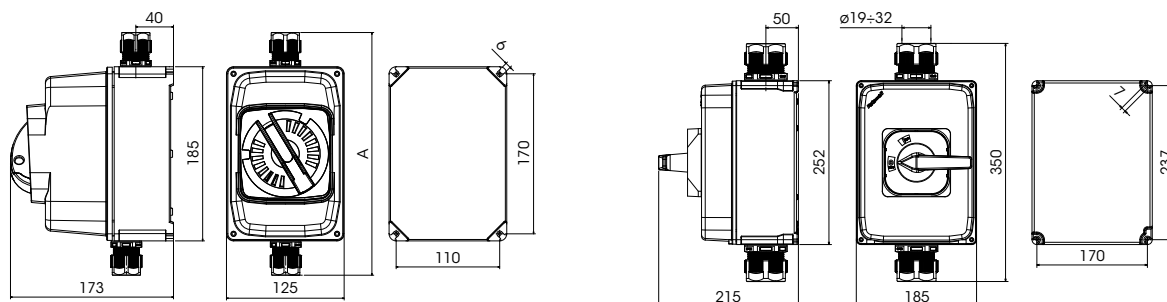
Code	A (mm)	A1 (mm)	B (mm)	C (mm)	D (mm)	E (mm)	F (mm)
511910EX	42	35	92	92	78	78	6
511913EX	63	50	125	125	111	111	6
511220EX	63	50	125	185	111	171	6
150021EX	63	10	155	155	141	141	6
511920EX	95	50	185	185	171	171	6
521310EX	95	13	220	220	192	205	6
511921EX	95	50	185	252	169	236	6
511410EX	140	57	252	252	224	237	6
521420EX	105	18	295	295	266	280	9
511420EX	140	53	252	315	224	300	6
511510EX	140	53	315	315	286	300	9
511610EX	140	80	373	373	330	353	12

CAMTAIS-EX in thermosetting GRP



Rated current (A)	entry cable Ø (mm)	A (mm)
16-25	9 - 18	257
32 - 63	12.5 - 25	267

CAMALUPRES-EX in aluminium alloy



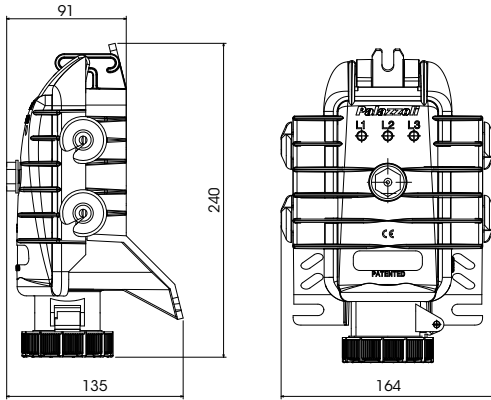
Rated current (A)	entry cable Ø (mm)	A (mm)
16-25	9 - 18	257
32 - 63	12.5 - 25	267



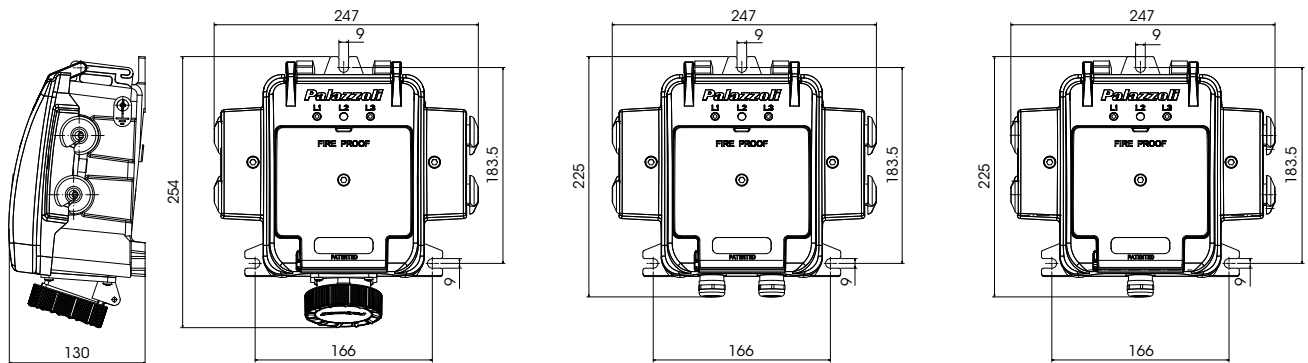
ATEX

FASTBOX-T54

Insulation-piercing boxes for ordinary circuits



Insulation-piercing boxes for emergency circuits

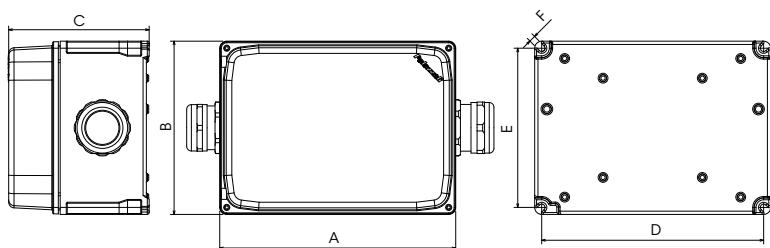




INFRASTRUCTURES

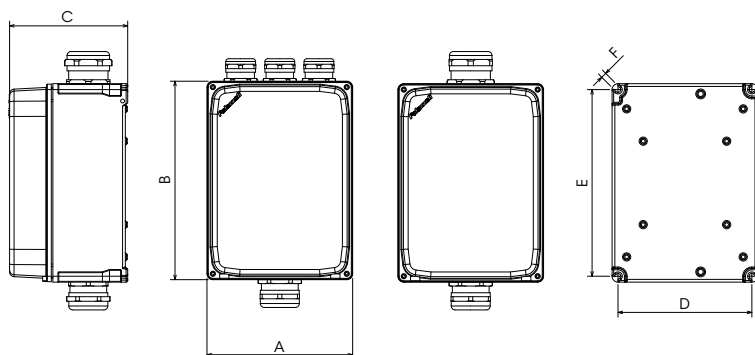
ALUBOX - T54

Line junction boxes



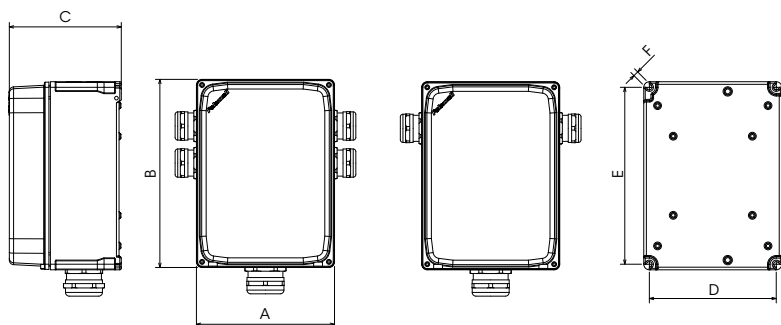
Code	A (mm)	B (mm)	C (mm)	D (mm)	E (mm)	F (mm)
151553	185	185	105	171	171	6
151564 - 151575 151585 - 151641 151642 - 151652 151664	252	185	152	236	169	6
151675 - 151685	315	252	193	300	224	6

Adaptors



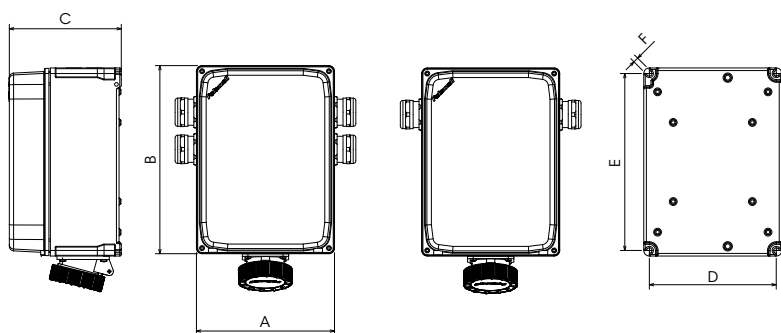
Code	A (mm)	B (mm)	C (mm)	D (mm)	E (mm)	F (mm)
151531 - 151532 151533	185	252	152	169	236	6
151534	252	315	193	224	300	6
151535	315	315	193	286	300	9

Boxes with terminal box and cable gland



Code	A (mm)	B (mm)	C (mm)	D (mm)	E (mm)	F (mm)
151011 - 151022	185	185	105	171	171	6
151034 - 151241 151242 - 151252 151264	185	252	152	169	236	6
151045 - 151275 151285	252	315	193	224	300	6

Boxes with terminal box and socket-outlet

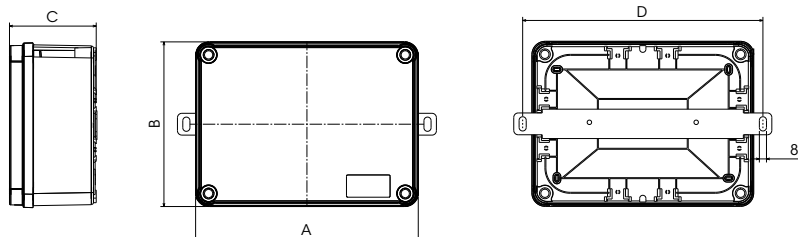


Code	A (mm)	B (mm)	C (mm)	D (mm)	E (mm)	F (mm)
151311 - 151322	185	185	105	171	171	6
151334 - 154441 151442 - 151452 151464	185	252	152	169	236	6
151345 - 151475 151485	252	315	193	224	300	6

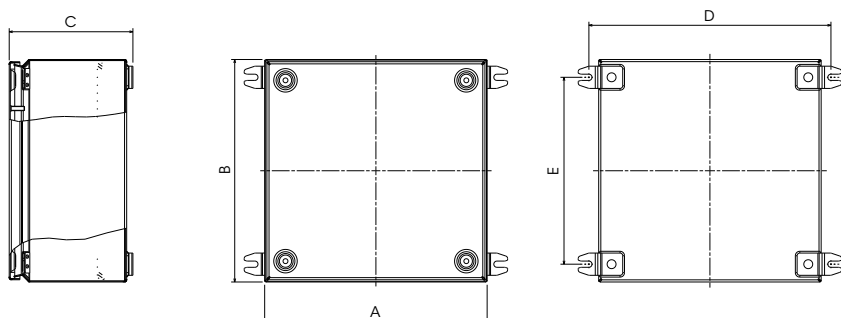


INFRASTRUCTURES

FIREBOX -T54



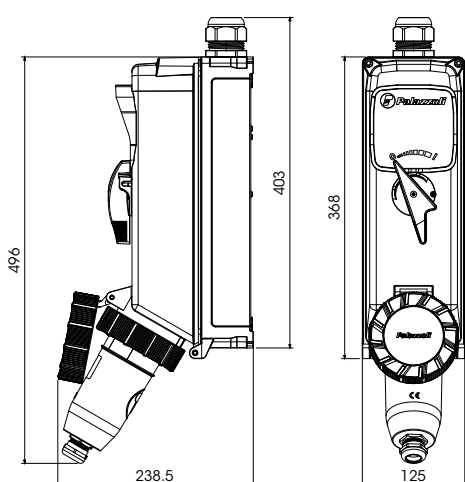
Code	A (mm)	B (mm)	C (mm)	D (mm)
151735 - 151755	160	120	80	170
151731 - 151751 151835 - 151855	200	150	80	220
151733 - 151753 151831 - 151851	250	185	100	270



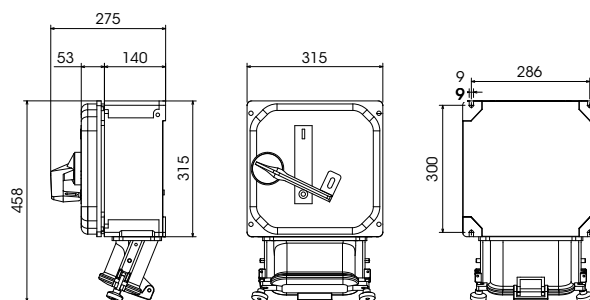
Code	A (mm)	B (mm)	C (mm)	D (mm)	E (mm)
151355	150	150	100	172	110
151351 - 151353	250	250	140	272	210

ALUPRES -T54

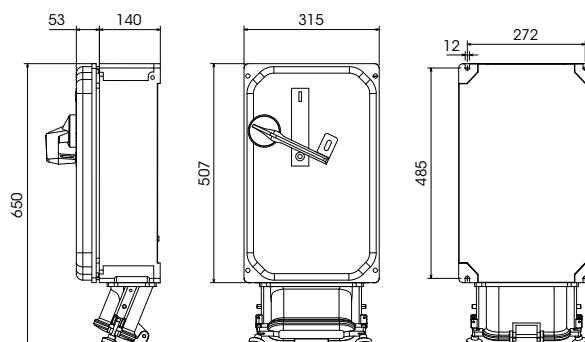
Sockets for fans
63A



63A



125A

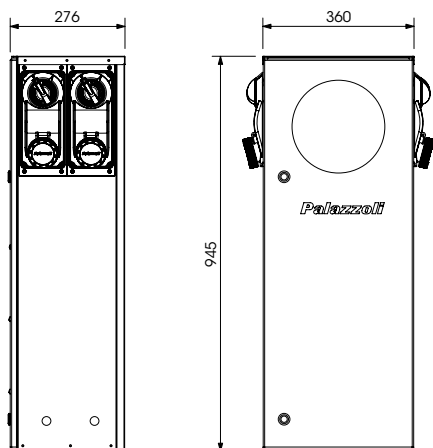




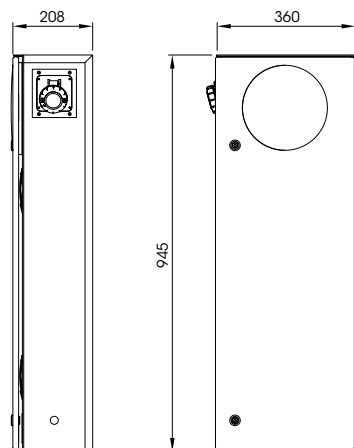
MARINE

B-SMART

Standard distribution turrets

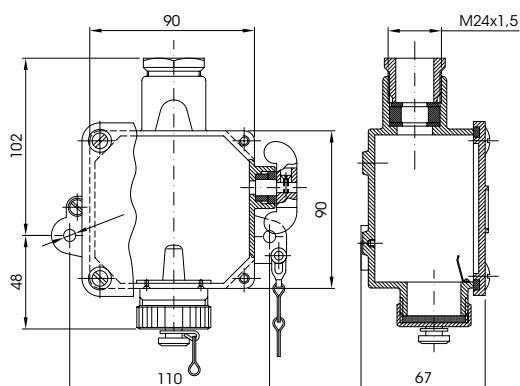


Compact distribution turrets

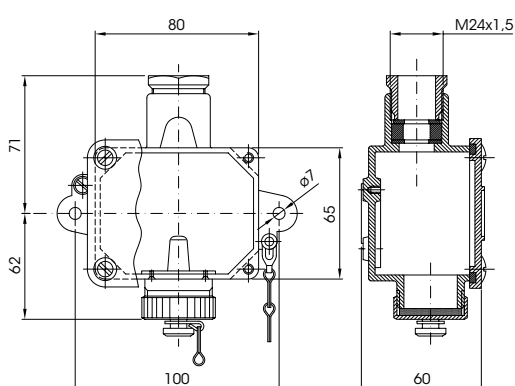


UNAV

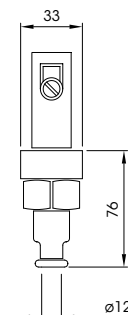
Interlocked socket-outlet
UNAV 1436



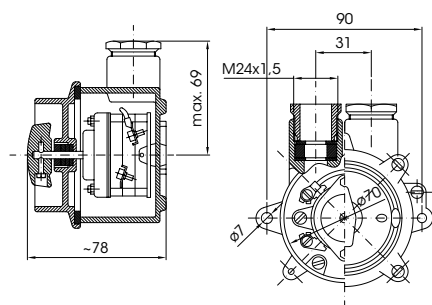
Socket
UNAV 1435



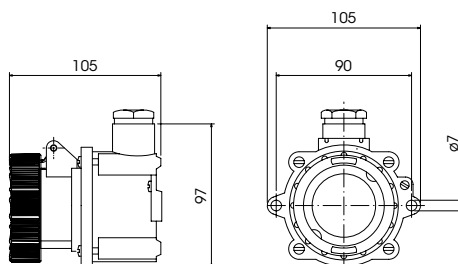
Plug
UNAV 1437



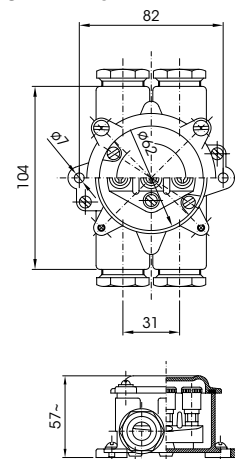
Switches and two-way switches
in brass UNAV 2162



Industrial socket-outlets
UNAV 2166



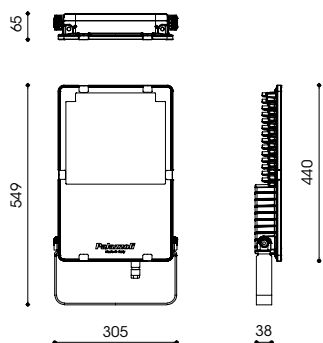
Industrial socket-outlets
UNAV 2161



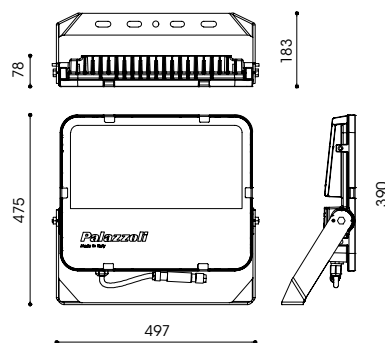


FLOODLIGHTS

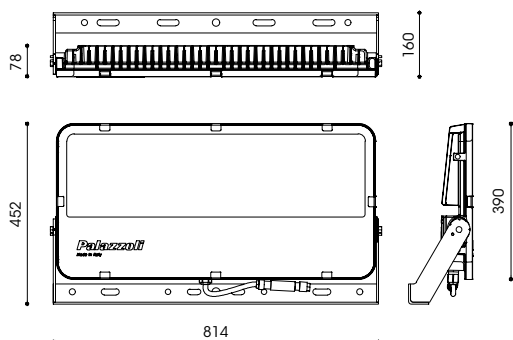
TIGUA AND TIGUA-EX



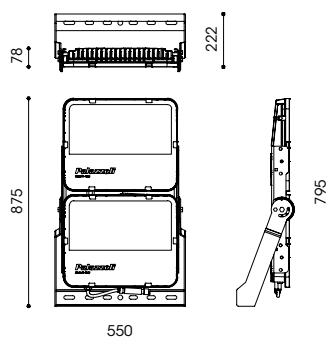
XTIGUA AND XTIGUA-EX size M



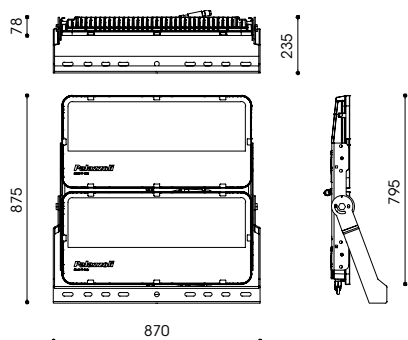
XTIGUA size L



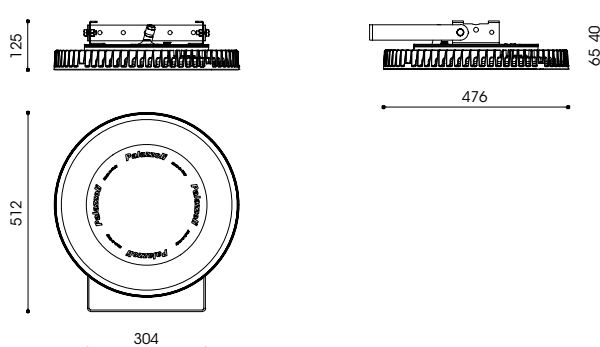
XTIGUA size XL



XTIGUA size XXL



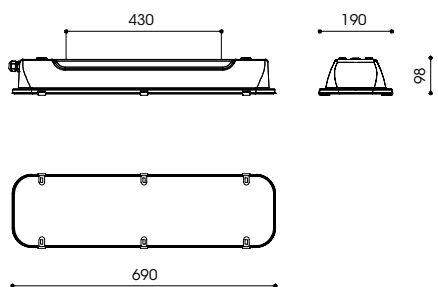
META



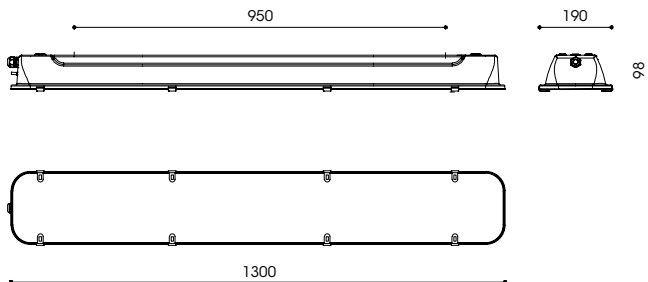


LIGHT FIXTURESPENDANTSCONTROL

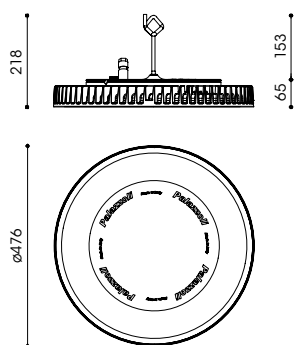
RINOLED AND RINOLED-EX 690 mm



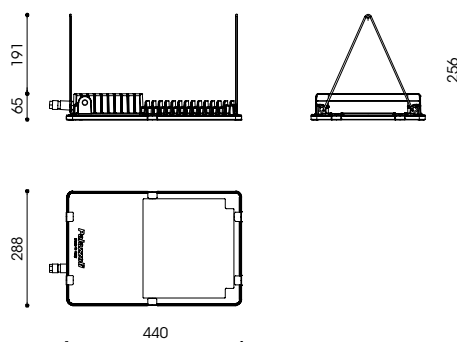
RINOLED AND RINOLED-EX 1300 mm



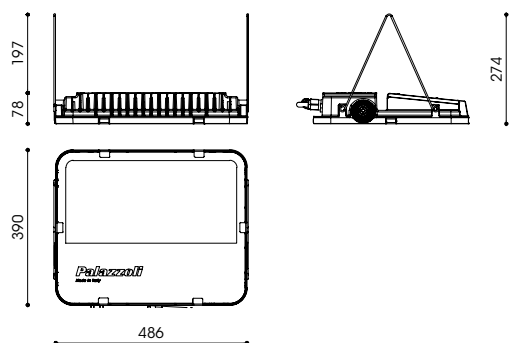
META AND META-EX



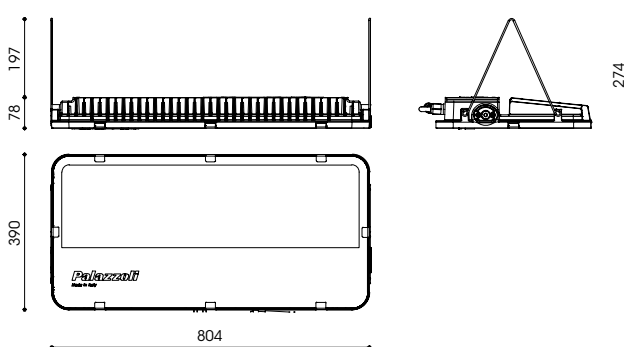
TIGUA AND TIGUA-EX



XTIGUA AND XTIGUA-EX size M



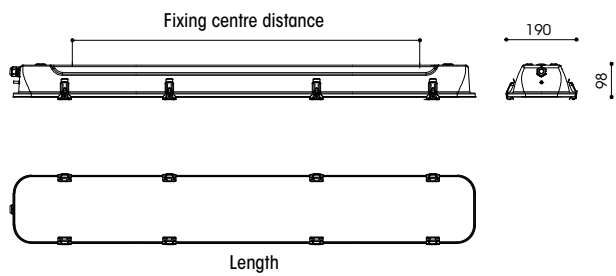
XTIGUA size L





LIGHT FIXTURESPENDANTSCONTROL

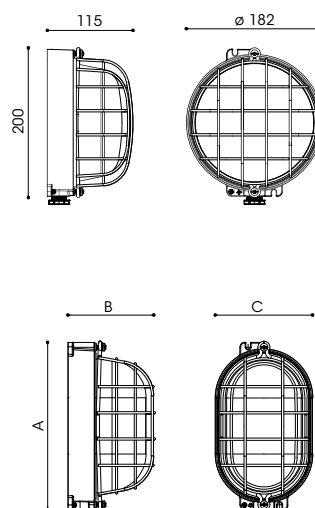
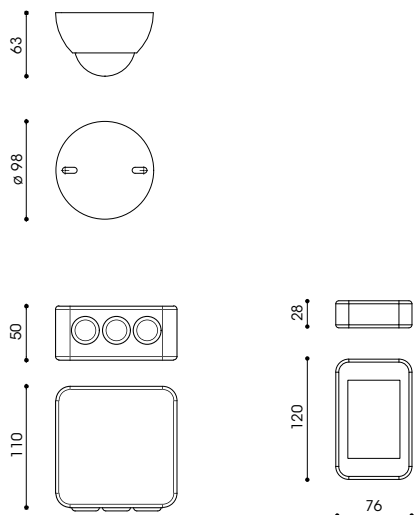
RINO AND RINO-EX FLUORESCENT



Light fixture width (mm)	Fixing centre distance (mm)
690	480
1300	1090

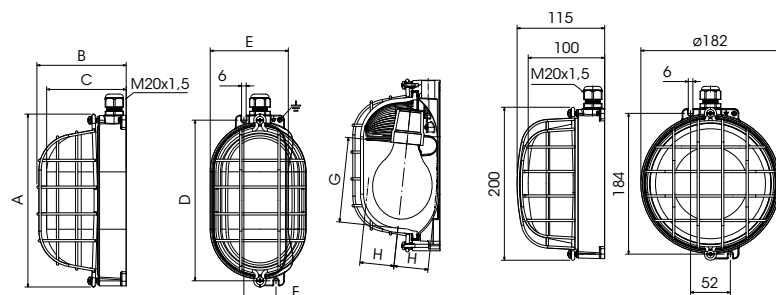
IMPERIUM

RINO AND RINO-EX FLUORESCENT



Max. power (W)	A (mm)	B (mm)	C (mm)
60	199	119	112
75	226	122	130
100	295	142	170

RINO-EX E27 - G23



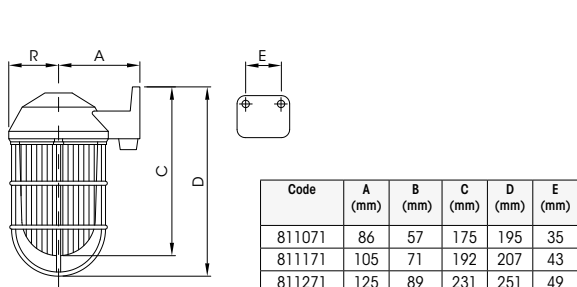
Type of oval light fixture (W)	A (mm)	B (mm)	C (mm)	D (mm)	E (mm)	F (mm)
18	199	119	100	184	112	42
28	226	122	105	210	130	42
53	295	142	127	278	170	52



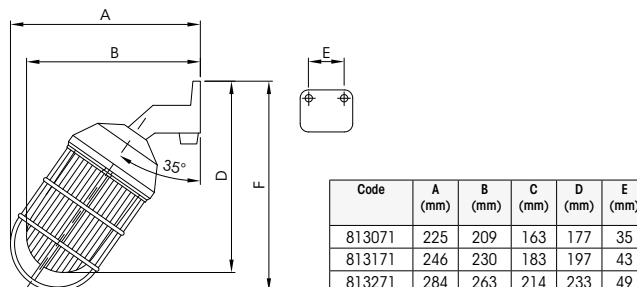
LIGHT FIXTURESPENDANTSCONTROL

WELL GLASS FIXTURES

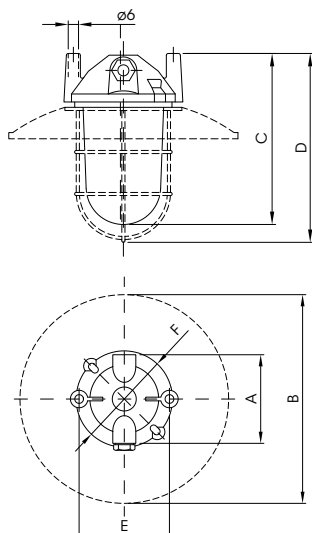
90° well glass fixtures in aluminium alloy



Angled well glass fixtures in aluminium alloy

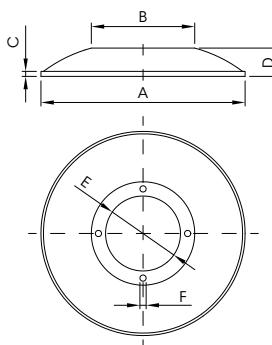


Well glass fixtures in aluminium alloy for ceiling mounting



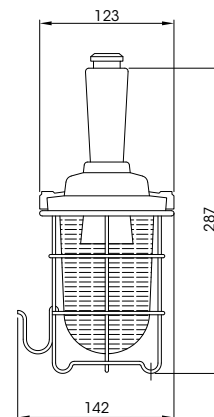
Type	A (mm)	B (mm)	C (mm)	D (mm)	E (mm)	F (mm)
60W	106	245	180	200	108	113
100W	134	200	200	220	135	140
200W	170	245	245	265	172	177

Reflectors for well glass fixtures

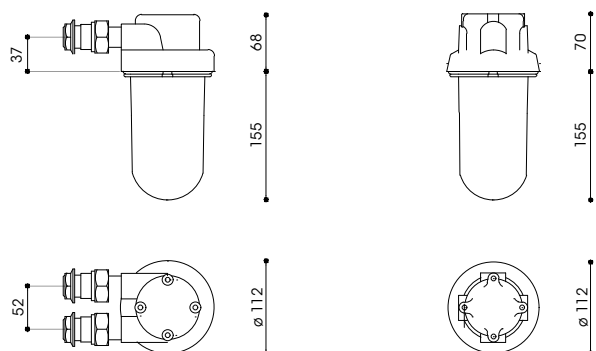


Code	A (mm)	B (mm)	C (mm)	D (mm)	E (mm)	F (mm)
819030	245	124	6	34	90	7.5
819130	275	155	7	42	116	8
819230	325	196	7	42	150	8

Portable well glass fixture UNAV 2137



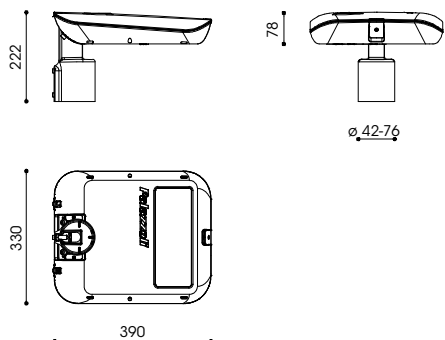
NAVE - WELL GLASS FIXTURE



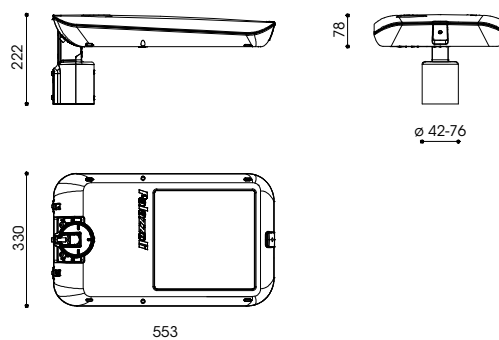


PUBLIC - TUNNEL - MARINE

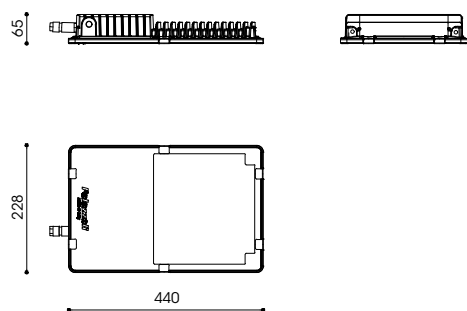
FIT 55 size S



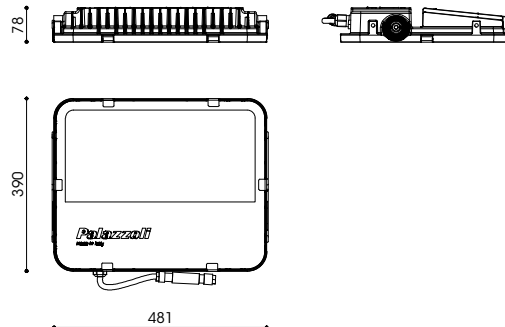
FIT 55 size M



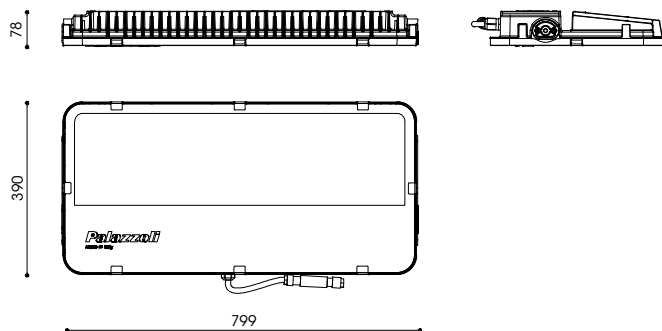
TIGUA -T54 size S



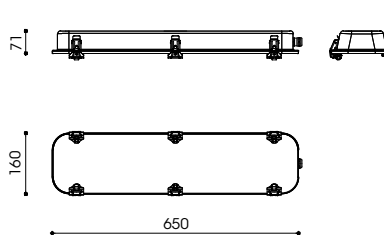
XTIGUA - T54 size M



XTIGUA - T54 size L



RINO -T54 size S

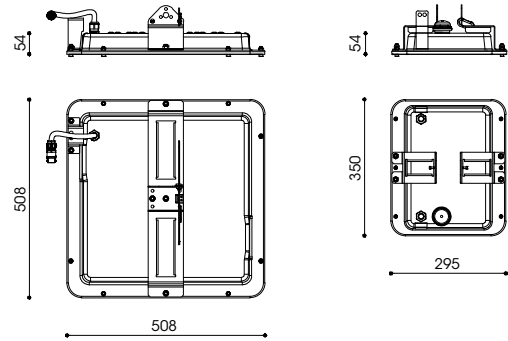
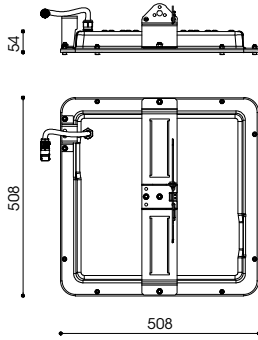




PUBLIC - TUNNEL - MARINE

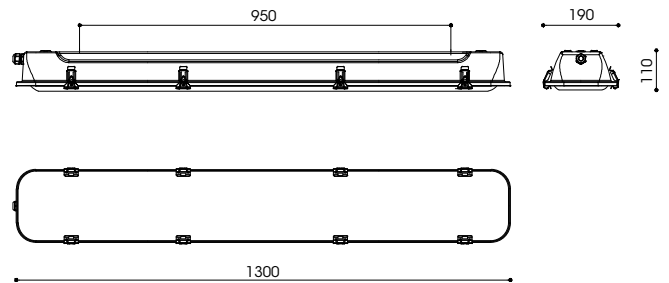
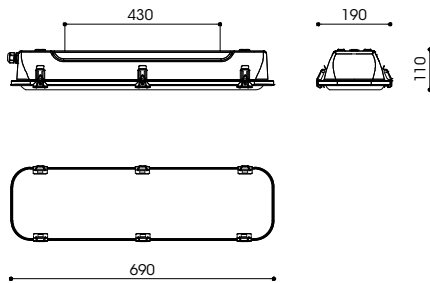
RINO -T54 size M

XRINO -T54 size L



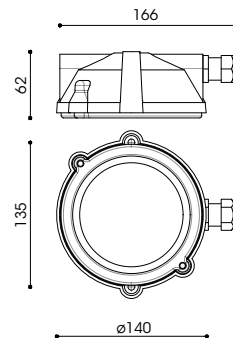
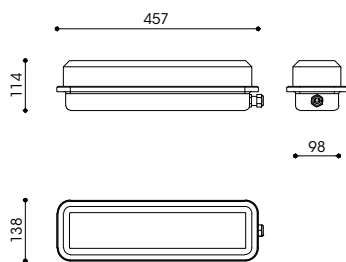
RINO-NAVE 690 mm

RINO -NAVE 1300 mm



RINO LED 460

RINO - LED WELL GLASS FIXTURE





Palazzoli code	Marks	Pack Qty	Catalogue page	Palazzoli code	Marks	Pack Qty	Catalogue page	Palazzoli code	Marks	Pack Qty	Catalogue page	Palazzoli code	Marks	Pack Qty	Catalogue page	Palazzoli code	Marks	Pack Qty	Catalogue page
1				113094	1-4	20	209	151612	1-4	1	276	151942		1	278	159037	1-4	1	174
101021	8-1-4	12	203	115628		1	292	151613	1-4	1	276	152130	1-4	1	189	159040	1-4	10	133-174
101022	1-4-8	10	203	150021EX	6-10-8	1	252	151614	1-4	1	276	152140	1-4	1	189	159042	1-4	5	133-174
101025	4-8-1	12	204	151011	4-1	1	270	151641	4-1-2	1	271	152160	1-4	1	189	159043	4-1	1	133-174
101031	1-8-4	10	203	151022	1-4	1	270	151642	1-4-2	1	271	152230	4-1	1	189	159044	1-4	1	174
101035	8-4-1	10	204	151034	1-4	1	270	151652	1-2-4	1	271	152240	4-1	1	189	159045	4-1	1	174
101041	1-8-4	12	203	151045	1-4	1	270	151664	4-2-1	1	271	152260	1-4	1	189	159046	4-1	1	174
101045	1-4-8	12	204	151241	4-1	1	271	151675	2-1-4	1	271	152330	1-4	1	189	190124	1-4-8	1	80
101061	1-4-8	12	203	151242	1-4	1	271	151685	4-2-1	1	271	152340	4-1	1	189	190126	4-1-8	1	80
101081	8-1-4	12	204	151252	1-4	1	271	151700		1	169	152360	1-4	1	189	190136	1-8-4	1	80
101092	8-4-1	10	207	151264	1-4	1	271	151702		1	169	152430	4-1	1	189	190146	8-4-1	1	80
101095	4-1	10	204	151275	1-4	1	271	151703		1	169	152440	1-4	1	189	190226	1-8-4	1	80
101096	1-4	20	204	151285	1-4	1	271	151721		1	169	152460	1-4	1	189	190236	8-1-4	1	80
101121	4-8-1	8	203	151301		1	169	151722		1	169	152530	1-4	1	189	190246	1-8-4	1	80
101151	1-4-8	10	203	151304		1	169	151723		1	169	152540	1-4	1	189	2			
101156	4-1-8	10	204	151311	1-4-2	1	270	151731		1	169-273	152630	1-4	1	189	201151	2-4-1	1	208
101157	4-8-1	10	204	151322	4-1-2	1	270	151732		1	169	152631	1-4	1	189	201152	2-4-1	1	208
101161	1-8-4	1	203	151334	1-4-2	1	270	151733		1	169-273	152640	1-4	1	189	201155	4-2-1	1	208
101191	4-8-1	1	207	151345	4-2-1	1	270	151735		1	273	152641	1-4	1	189	201156	1-2-4	1	208
101221	8-1-4	10	207	151351		1	273	151751		1	273	157001	4-2-1	1	269	201162	2-1-4	1	208
102025EX		1	249	151353		1	273	151753		1	273	157011	2-4-1	1	269	201166	1-4-2	1	208
102035EX		1	249	151355		1	273	151755		1	273	157012	2-1-4	1	269	202261	3-2-1-4-8	1	200
102045EX		1	249	151441	4-2-1	1	271	151791		1	169	157050		20	269	202262	1-3-4-2-8	10	200
102156EX		1	249	151442	1-4-2	1	271	151792		1	169	157051		20	269	202265	4-1-2-3-8	1	200
102157EX		1	249	151452	4-1-2	1	271	151831		1	273	157060		100	269	202266	3-4-2-8-1	1	200
102232EX		1	249	151464	1-4-2	1	271	151835		1	273	157101	4-1-2	1	269	202271	4-1-3-2-8	10	200
102242EX		1	249	151475	2-1-4	1	271	151851		1	273	157111	4-1-2	1	269	202271EX	10-8-1	1	261
102335EX		1	249	151485	1-2-4	1	271	151855		1	273	157112	2-4-1	1	269	202275	1-2-3-4-8	1	200
102342EX		1	249	151531	1-4-2	1	277	151880	1-4	1	278	158001	2-4-1	1	269	202275EX	10-8-1	1	261
102345EX		1	249	151532	1-4-2	1	277	151881	1-4	1	278	158011	1-4-2	1	269	202276	1-4-3-2-8	10	200
102365EX		1	249	151533	1-4-2	1	277	151890	1-4	1	278	158012	4-1-2	1	269	202276EX	1-10-8	1	261
102443EX		1	249	151534	2-4-1	1	277	151891	1-4	1	278	158101	4-1-2	1	269	202282	4-2-1-8-3	10	200
102445EX		1	249	151535	1-2-4	1	277	151900		1	278	158111	1-2-4	1	269	202282EX	10-8-1	1	261
102463EX		1	249	151541		1	277	151901		10	271	158112	1-2-4	1	269	202283	3-8-4-2-2-1	10	200
102485EX		1	249	151542		1	277	151902		10	271	158201	1-4	1	269	202291	4-1-2-8-3	1	205
112020	4-1	1	209	151543		1	277	151903		10	271	158211	1-4	1	269	202292	4-1-2-3-8	1	205
112030	1-4	10	209	151544		1	277	151930		1	278	159030	1-4	1	174	202293	8-2-1-4-3-2	1	205
112040	1-4	1	209	151553	4-1-2	1	278	151931		1	278	159032	1-4	1	133-174	202295	8-4-2-3-1	1	205
112094	4-1	30	209	151564	4-2-1	1	278	151932		1	278	159033	1-4	5	133-174	202296	8-3-2-4-1	1	205
113020	1-4	1	209	151575	2-1-4	1	278	151933		1	278	159034	1-4	1	133-174	202299	1-8-4	1	206
113030	1-4	10	209	151585	1-4-2	1	278	151940		1	278	159035	4-1	1	174	208103	4-1-8	1	178
113040	1-4	1	209	151611	4-1	1	276	151941		1	278	159036	4-1	1	174	208104	1-8-4	1	178



Palazzoli code	Marks	Pack Qty	Catalogue page	Palazzoli code	Marks	Pack Qty	Catalogue page	Palazzoli code	Marks	Pack Qty	Catalogue page	Palazzoli code	Marks	Pack Qty	Catalogue page	Palazzoli code	Marks	Pack Qty	Catalogue page
208162	2-1-2-4-8	1	178	210205	4-3-2-2-1	1	181	212633	1-4	1	181	216203	2-1-2-4-3	1	182	232637		1	293
208163	2-8-2-4-1	1	178	210206	1-2-3-4-2	1	181	212634	1-4	1	181	216204	2-1-3-4-2	1	182	236121	3-1-2-2-4	1	181
208164	2-8-4-2-1	1	178	210251	4-2-2-1-3	1	181	214123	1-3-2-4-2	1	181	216251	2-2-1-3-4	1	182	236122	4-3-2-2-1	1	181
208253	1-2-4-2-8	1	178	210252	3-2-1-4-2	1	181	214124	2-1-4-3	1	181	216252	2-1-2-4-3	1	182	236123	2-4-2-1-3	1	181
208254	8-2-2-1-4	1	178	210253	2-4-1-2-3	1	181	214163	2-1-4-3-2	1	181	216253	2-1-3-2-4	1	182	236161	1-2-3-2-4	1	181
208322	1-4-2-8-2	1	178	210254	1-4-2-2-3	1	181	214164	4-1-3-2-2	1	181	216254	2-3-2-1-4	1	182	236162	2-4-2-1-3	1	181
208323	1-2-8-2-4	1	178	210255	2-1-4-3-2	1	181	214203	3-4-1-2-2	1	181	217321	4-1	1	182	236163	1-2-3-2-4	1	181
208324	2-4-1-2-8	1	178	210256	2-4-2-3-1	1	181	214204	1-2-2-4-3	1	181	217322	4-1	1	182	236201	1-2-3-4-2	1	181
208403	1-8-4	1	178	211121	1-4-2-2-3	1	181	214253	1-2-2-4-3	1	181	217323	1-4	1	182	236202	4-2-3-2-1	1	181
208404	1-4-8	1	178	211122	3-2-4-2-1	1	181	214254	3-1-2-2-4	1	181	217324	1-4	1	182	236203	2-3-4-2-1	1	181
208633	8-1-4	1	178	211123	2-2-1-3-4	1	181	214323	3-4-1	1	181	217401	1-4	1	182	236251	1-4-2-2-3	1	181
208634	4-1-8	1	178	211124	3-2-1-2-4	1	181	214324	4-3-1	1	181	217402	4-1	1	182	236252	2-2-3-4-1	1	181
209103	1-4	1	178	211125	2-3-1-2-4	1	181	214403	4-1-3	1	181	217403	1-4	1	182	236253	2-1-3-2-4	1	181
209104	4-1	1	178	211126	3-4-1-2-2	1	181	214404	4-1-3	1	181	217404	4-1	1	182	237121	4-1-3-2	1	181
209162	2-4-2-1	1	178	211161	1-2-3-2-4	1	181	214633	4-1	1	181	217631	1-4	1	182	237122	4-1-2-3-2	1	181
209163	4-2-2-1	1	178	211162	4-3-2-1	1	181	214634	4-3-1	1	181	217632	1-4	1	182	237123	1-2-2-4-3	1	181
209164	2-2-4-1	1	178	211163	2-4-3-1-2	1	181	215121	2-3-1-4-2	1	182	217633	4-1	1	182	237161	4-1-2-3-2	1	181
209253	2-2-1-4	1	178	211164	2-2-4-1-3	1	181	215122	3-2-4-2-1	1	182	217634	4-1	1	182	237162	4-1-2-2-3	1	181
209254	2-4-2-1	1	178	211165	1-3-2-2-4	1	181	215123	2-4-2-1-3	1	182	218123	3-2-2-1-4	1	182	237163	2-3-1-4-2	1	181
209322	2-1-4-2	1	178	211166	4-1-2-3-2	1	181	215124	2-2-1-3-4	1	182	218163	3-2-4-1-2	1	182	237201	4-2-1-2-3	1	181
209323	2-2-4-1	1	178	211201	2-4-3-2-1	1	181	215161	3-1-2-2-4	1	182	218203	2-1-3-2-4	1	182	237202	1-4-3-2	1	181
209324	2-1-2-4	1	178	211202	4-1-2-3-2	1	181	215162	2-2-1-4-3	1	182	218253	1-3-2-2-4	1	182	237203	2-2-4-3-1	1	181
209403	1-4	1	178	211203	3-2-1-2-4	1	181	215163	1-2-2-4-3	1	182	219123	3-1-2-2-4	1	182	237251	2-2-1-3-4	1	181
209404	4-1	1	178	211204	4-2-1-2-3	1	181	215164	2-1-3-4-2	1	182	219163	2-4-2-1-3	1	182	237252	3-4-2-2-1	1	181
209633	1-4	1	178	211205	2-2-3-4-1	1	181	215201	3-1-2-2-4	1	182	219203	2-4-1-3-2	1	182	237253	2-1-3-4-2	1	181
209634	4-1	1	178	211206	4-2-2-1-3	1	181	215202	1-3-4-2-2	1	182	219253	2-3-2-1-4	1	182	239611		5	433
210121	2-2-1-4-3	1	181	211251	2-2-3-4-1	1	181	215203	4-1-2-2-3	1	182	220323	4-1-3	1	182	239612		5	433
210122	3-4-2-2-1	1	181	211252	1-3-4-2-2	1	181	215204	2-4-2-3-1	1	182	220403	3-4-1	1	182	239613		5	433
210123	1-3-2-4-2	1	181	211253	3-2-1-2-4	1	181	215251	3-4-2-2-1	1	182	220633	4-1-3	1	182	261021	1-2-4	1	209
210124	1-4-2-3-2	1	181	211254	2-4-2-1-3	1	181	215252	2-3-1-4-2	1	182	221123	1-2-3-2-4	1	182	261403	3-2-1-4-2	1	201
210125	3-4-1-2-2	1	181	211255	3-4-2-2-1	1	181	215253	3-2-2-1-4	1	182	221163	2-4-2-3-1	1	182	261413	2-2-1-3-4	1	201
210126	1-2-3-2-4	1	181	211256	3-2-1-4-2	1	181	215254	2-4-3-1-2	1	182	221203	4-2-1-2-3	1	182	261432	1-4	1	201
210161	2-3-1-4-2	1	181	212321	4-1	1	181	216121	3-2-2-1-4	1	182	221253	1-4-2-3-2	1	182	261432EX	10-8-1	1	261
210162	1-2-3-2-4	1	181	212322	1-4	1	181	216122	2-1-3-2-4	1	182	222123	1-4-2-2-3	1	182	261433	2-2-3-1-4	1	201
210163	2-1-2-4-3	1	181	212323	1-4	1	181	216123	3-1-2-2-4	1	182	222163	2-3-4-2-1	1	182	261433EX	10-8-1	1	261
210164	2-2-1-4-3	1	181	212324	1-4	1	181	216124	2-3-2-4-1	1	182	222203	3-2-1-4-2	1	182	261435	4-1-3-2-2	10	201
210165	2-1-4-2-3	1	181	212401	4-1	1	181	216161	1-3-2-2-4	1	182	222253	1-3-2-2-4	1	182	261435EX	10-8-1	1	261
210166	2-1-2-3-4	1	181	212402	1-4	1	181	216162	4-3-1-2-2	1	182	223323	3-4-1	1	182	261445	4-1-2-2-3	1	201
210201	1-2-4-2-3	1	181	212403	4-1	1	181	216163	4-3-2-1-2	1	182	223403	3-4-1	1	182	261445EX	10-8-1	1	261
210202	2-1-2-3-4	1	181	212404	1-4	1	181	216164	4-1-3-2-2	1	182	223633	4-1-3	1	182	261493	1-2-2-4	1	205
210203	2-3-4-2-1	1	181	212631	4-1	1	181	216201	1-2-3-2-4	1	182	232627		1	293	261495	2-1-4-3	1	205
210204	1-4-2-2-3	1	181	212632	1-4	1	181	216202	2-4-3-2-1	1	182	232628		1	293	261496	3-4-1-2-2	1	205

Certifications and marking of Palazzoli codes are in continuous development. Please visit the www.palazzoli.com website to view any updates.



Palazzoli code	Marks	Pack Qty	Catalogue page	Palazzoli code	Marks	Pack Qty	Catalogue page	Palazzoli code	Marks	Pack Qty	Catalogue page	Palazzoli code	Marks	Pack Qty	Catalogue page	Palazzoli code	Marks	Pack Qty	Catalogue page
265103	1-4	1	179	270248	4-1	1	183	271500		1	183	274657	1-4	1	429	276707	1-4	1	191
265104	4-1	1	179	270252EX		1	260	272141	1-4	1	186	274658		1	429	276712	1-4	5	192
265162	2-1-2-4	1	179	270253EX		1	260	272142	4-1	1	186	274659		1	429	276713	4-1	1	192
265163	4-2-2-1	1	179	270254EX		1	260	272143	4-1	1	186	274772	1-4	1	431	276801	1-4	1	191
265164	2-4-1-2	1	179	270323EX		1	260	272144	1-4	1	186	274828	1-4	1	429	276802	4-1	1	191
265253	4-1-2-2	1	179	270324EX		1	260	272146	4-1	1	187	274854	4-1	1	429	276803	4-1	1	191
265254	2-1-4-2	1	179	270326		1	114-123-179-187	272147	1-4	1	187	274857	4-1	1	429	276805	1-4	1	191
265322	2-4-1-2	1	179	270327		1	114-123-179-187	272148	1-4	1	187	274948	4-1	1	429	276806	4-1	1	191
265323	1-2-2-4	1	179	270330		1	114-123-179-187	272152	4-1	1	187	275112	4-1	10	194	276807	1-4	1	191
265324	4-2-2-1	1	179	270331		1	114-123-179-187	272232	1-4	1	186	275113	4-1	10	194	276812	4-1	1	192
265403	1-4	1	179	270332		1	114-123-179-187	272233	4-1	1	186	275116	4-1	1	194	276813	4-1	1	192
265404	1-4	1	179	270335		1	429	272242	4-1	1	186	275117	1-4	1	194	276910		1	193
265632	4-1	1	179	270350		1	179	272243	4-1	1	186	275212	4-1	10	194	276911		1	193
265633	4-1	1	179	270403EX		1	260	272244	1-4	1	186	275213	4-1	10	194	276912		1	193
265634	1-4	1	179	270404EX		1	260	272246	1-4	1	187	275216	1-4	1	194	276913		1	193
267103	4-1	1	179	270500		1	179	272247	4-1	1	187	275217	1-4	1	194	276930		1	193
267104	1-4	1	179	270512	4-1	1	194	272252	4-1	1	187	275312	1-4	5	194	276931		1	193
267162	2-2-4-1	1	179	270513	4-1	1	194	272302	4-1	1	186	275313	4-1	5	194	276932		1	193
267163	4-2-1-2	1	179	270517	4-1	1	194	272303	4-1	1	186	275316	4-1	1	194	280612	1-4	1	194
267164	2-1-2-4	1	179	270528		1	195	272304	1-4	1	186	275317	4-1	1	194	280613	1-4	1	194
267253	2-4-1-2	1	179	270538		1	195	272306	4-1	1	187	276503	4-1	1	191	280617	4-1	1	194
267254	4-1-2-2	1	179	270628	2	195		272307	1-4	1	187	276507	1-4	1	191	280712	1-4	1	194
267322	2-4-1-2	1	179	270633EX		1	260	272312	1-4	1	187	276513	1-4	1	192	280713	4-1	1	194
267323	4-1-2-2	1	179	270634EX		1	260	272502	1-4	1	186	276600	1-4	1	191	282402	1-4	1	186
267324	4-1-2-2	1	179	270638		1	195	272503	1-4	1	186	276601	4-1	5	191	282403	4-1	1	186
267403	4-1	1	179	270728		1	195	272507	1-4	1	187	276602	1-4	5	191	282404	1-4	1	186
267404	4-1	1	179	270900		10	179-195	272542	4-1	1	186	276603	4-1	5	191	282406	4-1	1	187
267632	4-1	1	179	270901		1	433	272543	4-1	1	186	276604	1-4	1	191	282407	4-1	1	187
267633	1-4	1	179	270902		1	428	272552	1-4	1	186	276605	1-4	1	191	282412	4-1	1	187
267634	4-1	1	179	270903		1	428	272553	4-1	1	186	276606	4-1	5	191	282602	4-1	1	186
270103EX		1	260	270909		1	179	272632	4-1	1	186	276607	1-4	1	191	282603	1-4	1	186
270104EX		1	260	270911		1	433	272633	1-4	1	186	276608	1-4	1	192	282607	4-1	1	187
270162EX		1	260	270912		1	428	274225		1	183	276609	1-4	1	192	282703	1-4	1	186
270163EX		1	260	270913		1	428	274350		1	183	276610	4-1	1	192	282803	1-4	1	186
270164EX		1	260	270914		1	428	274401		1	134	276611	4-1	1	192	285412	4-1	5	194
270225		1	179	270916		1	428	274402		1	134	276612	4-1	5	192	285413	4-1	5	194
270236		1	183	270921		1	433	274412	4-1-8	1	135	276613	1-4	1	192	285416	4-1	1	194
270237		1	183	270941		1	433	274416	8-4-1	1	135	276701	4-1	1	191	285417	4-1	1	194
270239		1	183	270951		1	433	274425	8-4-1	1	135	276702	1-4	5	191	286603	4-1	1	191
270240		1	183	270961		1	433	274440	4-8-1	1	135	276703	1-4	5	191	286607	4-1	1	191
270243		1	183	271225		1	183	274463	8-4-1	1	135	276705	4-1	1	191	286703	4-1	1	191
270247	1-4	1	183	271350		1	183	274500		1	183	276706	1-4	1	191	286732	1-4	1	191



Palazzoli code	Marks	Pack Qty	Catalogue page	Palazzoli code	Marks	Pack Qty	Catalogue page	Palazzoli code	Marks	Pack Qty	Catalogue page	Palazzoli code	Marks	Pack Qty	Catalogue page	Palazzoli code	Marks	Pack Qty	Catalogue page
286762	4-1	1	191	292203	1-4	1	184	295138		1	196	349217	1-4	25	430	403126	4-1	1	121
286782	4-1	1	191	292232	1-4	1	184	295147		5	196	349326	1-4	25	430	403136	4-1	1	121
286902	1-4	1	191	292233	4-1	1	184	295157		5	195	349333	4-1	5	430	403146	1-4	1	121
286903	1-4	5	191	292302	1-4	1	184	295167		1	196	381123	1-3-2-4-2	1	182	403226	1-4	1	121
286906	1-4	1	191	292303	4-1	1	184	295177		1	195	381163	2-2-4-1-3	1	182	403236	4-1	1	121
286907	4-1	1	191	292305		1	193	295308		5	196	381203	2-2-4-1-3	1	182	403246	1-4	1	121
286912	4-1	1	192	292316		1	193	295318		1	196	381253	3-2-1-2-4	1	182	403326	1-4	1	121
286913	4-1	1	192	292325		1	193	295328		5	196	382123	2-1-2-3-4	1	182	403336	1-4	1	121
290103EX		1	259	292336		1	193	295338		1	196	382163	2-2-4-3-1	1	182	403346	1-4	1	121
290104EX		1	259	292356		1	193	3			382203	2-2-1-4-3	1	182	406126	4-1	1	121	
290162EX		1	259	292412	1-4	1	184	302044	4-8-1	1	203	382253	3-2-1-4-2	1	182	406136	4-1	1	121
290163	1-4	1	185	292413	1-4	1	184	302054	1-4-8	1	203	4			406146	4-1	1	121	
290163EX		1	259	292503	4-1	1	185	302091	1-4	10	203	400124	1-4	1	120	406226	1-4	1	121
290164	4-1	1	185	292508		1	196	302092	1-4	10	203	400126	1-4	1	120	406233	1-4	1	121
290164EX		1	259	292512	4-1	1	185	302093	4-1	10	203	400129	1-4	1	120	406236	4-1	1	121
290252EX		1	259	292518		1	196	302095	1-4	10	203	400134	4-1	1	120	406246	4-1	1	121
290253EX		1	259	292528		2	196	302097	4-1	10	203	400136	4-1	1	120	406326	4-1	1	121
290254EX		1	259	292538		1	196	302144	8-4-1	1	203	400139	4-1	1	120	406336	4-1	1	121
290323	4-1	1	185	292542	4-1	1	185	302154	8-1-4	1	203	400144	4-1	1	120	406346	4-1	1	121
290323EX		1	259	292543	1-4	1	185	302192	1-4	10	203	400146	4-1	1	120	407030	1	1	209
290324	1-4	1	185	292552	1-4	1	185	302193	4-1	30	203	400149	1-4	1	120	407031	1	1	209
290324EX		1	259	292553	4-1	1	185	302195	1-4	30	203	400224	1-4	1	120	408126	1-4	1	120
290403EX		1	259	292621	1-4	1	185	302197	4-1	30	203	400226	1-4	1	120	408136	1-4	1	120
290404EX		1	259	292623	1-4	1	185	339039	1-4	3	430	400229	1-4	1	120	408146	1-4	1	120
290522	1-4	1	185	292632	4-1	1	185	339041	1-4	3	430	400233	1-4	1	120	408226	1-4	1	120
290523	1-4	1	185	292633	1-4	1	185	339147	4-1	3	430	400234	1-4	1	120	408233	1-4	1	120
290633EX		1	259	292703	1-4	1	185	339150	1-4	3	430	400236	1-4	1	120	408236	4-1	1	120
290634EX		1	259	292708		1	196	339259	1-4	3	430	400239	1-4	1	120	408246	1-4	1	120
290642	4-1	1	185	292728		1	196	339367	1-4	1	430	400244	1-4	1	120	408326	4-1	1	120
290643	1-4	1	185	292733	1-4	1	185	339988		1	430	400246	4-1	1	120	408336	1-4	1	120
290762	4-1	1	185	293053	1-4	1	185	339998		10	430	400249	1-4	1	120	408346	1-4	1	120
290763	1-4	1	185	293063	4-1	1	185	347001	4-1	10	430	400324	4-1	1	120	409873	4-1	1	121
292101	4-1	1	184	293123	4-1	1	185	347003	4-1	50	430	400326	4-1	1	120	410124	1-4-8	1	99
292102	1-4	1	184	293163	1-4	1	185	347005	4-1	50	430	400329	1-4	1	120	410126	1-4-8	1	99
292103	1-4	1	184	293263	1-4	1	185	348117	4-1	25	430	400334	1-4	1	120	410129	4-8-1	1	99
292105		10	193	295107		10	196	348122	4-1	25	430	400336	4-1	1	120	410134	8-1-4	1	99
292116		1	193	295108		10	196	348123	1-4	25	430	400339	4-1	1	120	410136	1-4-8	1	99
292125		10	193	295117		1	195	348326	4-1	25	430	400344	1-4	1	120	410137	8-1-4	1	99
292136		1	193	295118		1	196	348333	1-4	5	430	400346	4-1	1	120	410139	1-8-4	1	99
292146		1	193	295127		1	196	349117	1-4	25	430	400349	1-4	1	120	410144	8-4-1	1	99
292156		1	193	295128		10	196	349122	4-1	25	430	401030	1	1	209	410146	1-8-4	1	99
292202	1-4	1	184	295137		1	195	349123	1-4	25	430	401031	1	1	209	410147	4-8-1	1	99

Certifications and marking of Palazzoli codes are in continuous development. Please visit the www.palazzoli.com website to view any updates.



Palazzoli code	Marks	Pack Qty	Catalogue page	Palazzoli code	Marks	Pack Qty	Catalogue page	Palazzoli code	Marks	Pack Qty	Catalogue page	Palazzoli code	Marks	Pack Qty	Catalogue page	Palazzoli code	Marks	Pack Qty	Catalogue page
410149	8-1-4	1	99	412336	4-1-8	1	99	419001		5	65-101	419146	4-1-8	1	100	419336	1-4-8	1	100
410224	8-4-1	1	99	412346	1-4-8	1	99	419002		5	65-101	419147	8-1-4	1	100	419337	4-8-1	1	100
410226	8-4-1	1	99	412436	8-4-1	1	99	419003		5	65-101	419149	4-8-1	1	100	419338	4-1	1	100
410229	8-4-1	1	99	412446	4-8-1	1	99	419004		5	65-101	419220	4-1	1	100	419339	8-4-1	1	100
410233	1-8-4	1	99	413124	4-8-1	1	99	419005		5	65-101	419222	4-1	1	100	419340	1-4	1	100
410234	1-8-4	1	99	413126	8-4-1	1	99	419006		5	65-101	419224	8-1-4	1	100	419341	1-4-8	1	100
410236	1-4-8	1	99	413136	1-4-8	1	99	419010		1	99	419226	4-8-1	1	100	419342	1-4	1	100
410237	8-1-4	1	99	413146	4-1-8	1	99	419021		5	65-101	419227	4-8-1	1	100	419343	8-4-1	1	100
410239	8-4-1	1	99	413224	8-1-4	1	99	419022		5	65-101	419228	4-1	1	100	419344	4-8-1	1	100
410244	1-8-4	1	99	413226	8-1-4	1	99	419023		5	65-101	419229	1-8-4	1	100	419345	4-8-1	1	100
410246	4-8-1	1	99	413236	8-1-4	1	99	419024		5	65-101	419230	1-4	1	100	419346	4-8-1	1	100
410247	4-1-8	1	99	413246	8-1-4	1	99	419025		5	65-101	419231	8-1-4	1	100	419347	4-8-1	1	100
410249	8-1-4	1	99	413326	4-1	1	99	419026		5	65-101	419232	1-4	1	100	419349	8-1-4	1	100
410324	1-4-8	1	99	413336	8-4-1	1	99	419031		5	65-101	419233	8-1-4	1	100	419420	4-1	1	100
410326	1-8-4	1	99	413346	8-1-4	1	99	419032		5	65-101	419234	1-4-8	1	100	419422	1-4	1	100
410329	8-4-1	1	99	413436	8-4-1	1	99	419033		5	65-101	419235	1-8-4	1	100	419424	1-4-8	1	100
410334	8-1-4	1	99	413446	1-8-4	1	99	419034		5	65-101	419236	1-8-4	1	100	419426	1-4-8	1	100
410336	8-4-1	1	99	415000		100	123	419035		5	65-101	419237	1-8-4	1	100	419427	4-1-8	1	100
410337	1-8-4	1	99	415001	1-4	1	122	419036		5	65-101	419238	4-1	1	100	419428	1-4	1	100
410339	4-8-1	1	99	415002	4-1	1	122	419120	1-4	1	100	419239	8-4-1	1	100	419429	4-8-1	1	100
410344	8-1-4	1	99	415101	4-1	1	122	419122	1-4	1	100	419240	1-4	1	100	419430	1-4	1	100
410346	8-4-1	1	99	415102	1-4	1	122	419124	1-4-8	1	100	419241	4-1-8	1	100	419431	1-8-4	1	100
410347	1-8-4	1	99	415801		1	122	419126	1-8-4	1	100	419242	1-4	1	100	419432	1-4	1	100
410349	1-8-4	1	99	415802		1	122	419127	8-1-4	1	100	419243	8-1-4	1	100	419433	1-8-4	1	100
410434	1-8-4	1	99	415901		1	122	419128	4-1	1	100	419244	1-8-4	1	100	419434	4-8-1	1	100
410436	1-8-4	1	99	415902		1	122	419129	8-4-1	1	100	419245	8-4-1	1	100	419435	4-8-1	1	100
410437	8-4-1	1	99	415903		1	122	419130	4-1	1	100	419246	8-1-4	1	100	419436	8-1-4	1	100
410439	1-4-8	1	99	415904		1	122	419131	1-4-8	1	100	419247	4-1-8	1	100	419437	8-1-4	1	100
410444	4-8-1	1	99	416124	1-4-8	1	99	419132	1-4	1	100	419249	1-4-8	1	100	419438	1-4	1	100
410446	8-4-1	1	99	416126	1-8-4	1	99	419133	8-1-4	1	100	419320	1-4	1	100	419439	1-8-4	1	100
410447	4-8-1	1	99	416136	1-8-4	1	99	419134	4-8-1	1	100	419322	4-1	1	100	419440	1-4	1	100
410449	4-8-1	1	99	416146	1-8-4	1	99	419135	8-1-4	1	100	419324	1-8-4	1	100	419441	8-1-4	1	100
412124	8-1-4	1	99	416224	4-8-1	1	99	419136	4-1-8	1	100	419326	4-8-1	1	100	419442	1-4	1	100
412126	4-8-1	1	99	416226	1-8-4	1	99	419137	8-1-4	1	100	419327	4-8-1	1	100	419443	1-4-8	1	100
412136	8-1-4	1	99	416236	4-8-1	1	99	419138	4-1	1	100	419328	4-1	1	100	419444	1-8-4	1	100
412146	4-1-8	1	99	416246	8-1-4	1	99	419139	8-1-4	1	100	419329	8-1-4	1	100	419445	8-4-1	1	100
412224	1-4-8	1	99	416326	4-1	1	99	419140	4-1	1	100	419330	4-1	1	100	419446	1-8-4	1	100
412226	1-4-8	1	99	416336	8-1-4	1	99	419141	1-4-8	1	100	419331	4-8-1	1	100	419447	1-8-4	1	100
412233	1-4	1	99-290	416346	4-1-8	1	99	419142	1-4	1	100	419332	4-1	1	100	419449	4-1-8	1	100
412236	1-4-8	1	99	416436	8-1-4	1	99	419143	1-8-4	1	100	419333	1-8-4	1	100	421029	1-4-8	1	139
412246	1-8-4	1	99	416446	4-8-1	1	99	419144	1-4-8	1	100	419334	1-8-4	1	100	421909		1	431
412326	4-1	1	99	419000	1	1	101-123	419145	4-8-1	1	100	419335	4-1-8	1	100	422039	8-1-4	1	139



Palazzoli code	Marks	Pack Qty	Catalogue page	Palazzoli code	Marks	Pack Qty	Catalogue page	Palazzoli code	Marks	Pack Qty	Catalogue page	Palazzoli code	Marks	Pack Qty	Catalogue page	Palazzoli code	Marks	Pack Qty	Catalogue page
427019	8-1-4	1	139	460324	1-4	1	131	461236EX		1	245	462326EX		1	245	470126	8-4-1	1	109
427909		1	431	460326	4-1	1	131	461237EX		1	245	462329EX		1	245	470136	4-1-8	1	109
431237	3-1-2	10	201	460329	4-1	1	131	461239EX		1	245	462334EX		1	245	470146	1-8-4	1	109
431252	1-2	10	206	460331	8-1-4	1	131	461244EX		1	245	462336EX		1	245	470226	1-8-4	1	109
433052	1-2	10	39	460333	1-4	1	131	461246EX	6-10-1	1	245	462337EX		1	245	470233	4-1-8	1	109
437012	2-1-2	10	39	460334	8-4-1	1	131	461247EX		1	245	462339EX		1	245	470236	8-4-1	1	109
437022	1-2-2	10	39	460336	4-1-8	1	131	461249EX		1	245	462344EX		1	245	470246	8-1-4	1	109
437152	1-2-2	10	39	460337	4-8-1	1	131	461324EX		1	245	462346EX	10-6-1	1	245	470326	8-1-4	1	109
438124	5-8-1-9-4	1	49	460339	8-1-4	1	131	461326EX		1	245	462347EX		1	245	470336	1-4-8	1	109
438126	8-4-1-5-9	1	49	460341	4-8-1	1	131	461329EX		1	245	462349EX		1	245	470346	8-4-1	1	109
438136	9-4-1-8-5	1	49	460344	1-4-8	1	131	461334EX		1	245	466123	1-4-8	1	131	471002	1-4-2	1	68
438146	1-5-4-8-9	1	49	460346	1-8-4	1	131	461336EX		1	245	466124	4-8-1	1	131	471003	2-1-4-2	1	69
438224	1-5-4-8-9	1	49	460347	4-8-1	1	131	461337EX		1	245	466126	4-1-8	1	131	471004	1-8-4	1	202
438226	4-9-5-1-8	1	49	460349	8-1-4	1	131	461339EX		1	245	466129	8-4-1	1	131	471005	2-4-1	1	68
438236	5-8-9-1-4	1	49	460431	8-1-4	1	131	461344EX		1	245	466131	1-8-4	1	131	471007	2-4-2-1	1	69
438246	5-1-9-4-8	1	49	460434	1-4-8	1	131	461346EX	6-1-10	1	245	466134	1-4-8	1	131	471011	1-2-4	1	68
439124	5-4-8-1-9	1	49	460436	8-4-1	1	131	461347EX		1	245	466136	1-8-4	1	131	471012	1-4-2	1	68
439126	8-4-1-9-5	1	49	460437	4-1-8	1	131	461349EX		1	245	466137	4-1-8	1	131	471013	2-2-1-4	1	69
439136	1-4-5-9-8	1	49	460439	8-4-1	1	131	462124EX		1	245	466139	8-1-4	1	131	471015	1-2-4	1	68
439146	8-5-9-1-4	1	49	460441	1-8-4	1	131	462126EX		1	245	466141	4-1-8	1	131	471017	4-1-2-2	1	69
439224	8-4-5-1-9	1	49	460444	4-8-1	1	131	462129EX		1	245	466144	4-1-8	1	131	471018	1-2-4	1	68
439226	1-4-9-5-8	1	49	460446	1-8-4	1	131	462131		1	293	466146	4-8-1	1	131	471019	2-4-1	1	68
439233	9-1-8-5-4	1	49	460447	8-1-4	1	131	462134EX		1	245	466147	4-8-1	1	131	471022	4-1-2	1	69
439236	8-1-4-9-5	1	49	460449	1-8-4	1	131	462136EX		1	245	466149	1-4-8	1	131	471032	4-1-2	1	69
439246	9-1-4-5-8	1	49	461121		1	293	462137EX		1	245	467021		10	293	471035	4-2-1	1	69
460126	1-4	1	137	461124EX		1	245	462139EX		1	245	467031		10	293	471042	2-1-4	1	69
460136	1-4	1	137	461126EX		1	245	462144EX		1	245	467051		10	293	471045	1-2-4	1	69
460146	1-4	1	137	461129EX		1	245	462146EX	6-10-1	1	245	467124	1-4-8	1	109	471051	2-4-1	1	69
460224	1-4-8	1	131	461131		1	293	462147EX		1	245	467126	4-1-8	1	109	471054	2-1-8-4	1	207
460226	1-8-4	1	131	461134EX		1	245	462149EX		1	245	467136	4-8-1	1	109	471056	2-8-4-1	1	207
460229	1-4-8	1	131	461136EX		1	245	462224EX		1	245	467146	8-1-4	1	109	471058	2-1-4	1	69
460231	8-1-4	1	131	461137EX		1	245	462226EX		1	245	468224	1-8-4	1	108	471059	2-1-4	1	69
460233	4-1	1	131-289	461139EX		1	245	462229EX		1	245	468226	4-8-1	1	108	471062	2-1-4	1	69
460234	1-8-4	1	131	461144EX		1	245	462234EX		1	245	468229	8-1-4	1	108	471063	2-1-4-2	1	69
460236	4-1-8	1	131	461146EX	6-10-1	1	245	462236EX		1	245	468233	1-4-8	1	108	471064	4-1-2-8	1	207
460237	8-4-1	1	131	461147EX		1	245	462237EX		1	245	468234	8-1-4	1	108	471065	2-4-1	1	69
460239	1-4-8	1	131	461149EX		1	245	462239EX		1	245	468236	1-8-4	1	108	471066	2-4-8-1	1	207
460241	4-8-1	1	131	461151		1	293	462244EX		1	245	468239	8-4-1	1	108	471067	2-2-4-1	1	69
460244	1-4-8	1	131	461224EX		1	245	462246EX	1-10-6	1	245	469226	1-8-4	1	109	471072	1-4-2	1	69
460246	8-1-4	1	131	461226EX		1	245	462247EX		1	245	469233	1-4-8	1	109-288	471075	1-4-2	1	69
460247	1-8-4	1	131	461229EX		1	245	462249EX		1	245	469236	4-8-1	1	109	471094	2-1-4-8	1	202
460249	8-4-1	1	131	461234EX		1	245	462324EX		1	245	469873	4-1	1	110	471102	4-1-2	1	68

Certifications and marking of Palazzoli codes are in continuous development. Please visit the www.palazzoli.com website to view any updates.



Palazzoli code	Marks	Pack Qty	Catalogue page	Palazzoli code	Marks	Pack Qty	Catalogue page	Palazzoli code	Marks	Pack Qty	Catalogue page	Palazzoli code	Marks	Pack Qty	Catalogue page	Palazzoli code	Marks	Pack Qty	Catalogue page
471103	2-1-2-4	1	69	471424	4-3-1-2-8	1	202	472247	8-4-1	1	130	472610	4-8-1	1	108	472754	1-8-4	1	108
471104	8-4-1	1	202	471434	2-8-1-4	1	207	472248	8-4-1	1	130	472611	4-1-8	1	108	472755	1-8-4	1	108
471105	2-1-4	1	68	471454	2-8-4-1	1	207	472253	8-4-1-2	1	137	472612	8-4-1	1	108	472760	1-8-4	1	108
471107	4-2-1-2	1	69	471464	2-8-1-4	1	207	472256	1-8-4	1	130	472620	1-8-4	1	108	472761	8-1-4	1	108
471108	4-2-1	1	69	471602	4-1-2	1	68	472257	4-8-1	1	130	472621	1-8-4	1	108	472762	8-1-4	1	108
471111	2-1-4	1	69	471603	1-4-2-2	1	69	472258	1-4-8	1	130	472622	4-8-1	1	108	472771	1-4-8	1	108
471112	4-2-1	1	68	471605	2-1-4	1	68	472333	2-4-1-8	1	137	472623	4-1-8	1	132	472780	4-8-1	1	108
471113	2-4-2-1	1	69	471607	1-2-4-2	1	69	472336	4-1-8	1	130	472624	1-8-4	1	132	472781	1-8-4	1	108
471114	1-8-4	1	202	471632	1-2-4	1	69	472337	4-1-8	1	130	472630	8-1-4	1	108	472790	1-4-8	1	108
471115	1-4-2	1	68	471635	1-4-2	1	69	472343	8-2-4-1	1	137	472631	4-8-1	1	108	472791	1-8-4	1	108
471117	4-2-1-2	1	69	471662	1-2-4	1	69	472346	1-4-8	1	130	472632	4-1-8	1	108	472810	4-1-8	1	108
471118	2-1-4	1	69	471665	4-1	1	69	472347	8-1-4	1	130	472640	8-1-4	1	108	472811	8-4-1	1	108
471122	2-4-1	1	69	471812	4-1	1	132	472348	1-4-8	1	130	472641	8-1-4	1	108	472812	8-4-1	1	108
471123	1-2-4-2	1	69	471818	4-1-8	1	134	472353	2-8-1-4	1	137	472642	4-8-1	1	108	472820	4-1-8	1	108
471132	2-4-1	1	69	471819	1-4	1	113	472356	8-1-4	1	130	472647	1-8-4	1	132	472821	1-8-4	1	108
471135	2-1-4	1	69	471832	1-4	1	132	472357	1-4-8	1	130	472648	8-4-1	1	132	472822	1-8-4	1	108
471142	1-4	1	69	471838	8-1-4	1	134	472358	4-8-1	1	130	472649	1-8-4	1	132	472830	8-1-4	1	108
471145	4-1-2	1	69	471839	1-4	1	113	472377	1-8-4	1	130	472650	4-1-8	1	108	472831	8-1-4	1	108
471151	1-2-4	1	68	471873	1-4	1	110	472387	8-4-1	1	130	472651	4-1-8	1	108	472832	8-4-1	1	108
471154	2-4-8-1	1	207	471893	4-1-2	1	110	472388	1-4-8	1	130	472660	4-1-8	1	108	472840	8-1-4	1	108
471156	2-8-1-4	1	207	471908	1-4	1	429	472397	8-4-1	1	130	472661	1-8-4	1	108	472841	1-4-8	1	108
471162	1-4-2	1	69	471909	4-1	1	429	472398	4-8-1	1	130	472670	1-8-4	1	108	472842	1-8-4	1	108
471164	4-8-1-2	1	207	471922	1-4	1	429	472418	8-4-1	1	130	472671	8-4-1	1	108	472843	4-8-1	1	132
471165	2-1-4	1	69	471932	1-4	1	429	472428	1-4-8	1	130	472672	8-1-4	1	108	472844	8-1-4	1	132
471166	2-8-4-1	1	207	471950	4-1	1	429	472433	8-2-1-4	1	137	472710	4-8-1	1	108	472850	1-8-4	1	108
471172	1-2-4	1	69	472020	1-8-4	1	110	472436	1-8-4	1	130	472711	8-1-4	1	108	472851	4-1-8	1	108
471175	4-2-1	1	69	472021	1-8-4	1	110	472437	8-1-4	1	130	472712	4-8-1	1	108	472852	8-1-4	1	108
471177	2-2-1-4	1	69	472022	1-4-8	1	110	472443	8-1-2-4	1	137	472720	4-1-8	1	108	472854	4-8-1	1	108
471204	2-3-8-1-4	10	202	472027	4-1-8	1	132	472446	8-4-1	1	130	472721	1-8-4	1	108	472855	1-4-8	1	108
471214	8-4-1	1	207	472130	1-4-8	1	110	472447	1-4-8	1	130	472722	4-8-1	1	108	472861	4-8-1	1	108
471224	1-2-4-8	1	207	472131	4-1-8	1	110	472453	8-4-2-1	1	137	472730	1-4-8	1	108	472870	8-4-1	1	108
471254	4-8-2-1	10	207	472132	4-1-8	1	110	472456	4-1-8	1	130	472731	1-4-8	1	108	472871	8-1-4	1	108
471284	8-1-4-2-3	1	202	472133	4-1-8	1	110-288	472457	8-1-4	1	130	472732	1-8-4	1	108	472880	1-8-4	1	108
471294	2-1-3-4-8	1	202	472137	4-8-1	1	132	472466	1-4-8	1	130	472733	8-4-1	1	132	472881	8-1-4	1	108
471304	1-3-8-4-2	10	202	472233	1-8-4-2	1	137	472486	4-1-8	1	130	472734	8-4-1	1	132	472967		1	162
471314	8-2-1-3-4	1	202	472236	8-1-4	1	130	472518	8-4-1	1	130	472735	1-8-4	1	132-289	472968		1	162
471324	3-2-8-4-1	1	202	472237	8-4-1	1	130	472528	1-4-8	1	130	472740	4-1-8	1	108	472970		1	429
471334	2-1-8-4	1	207	472240	8-4-1	1	110	472536	8-1-4	1	130	472741	1-8-4	1	108	472971		1	429
471354	4-2-1-8	1	207	472241	1-4-8	1	110	472546	1-8-4	1	130	472742	1-4	1	108	472972		1	429
471364	8-1-2-4	1	207	472242	4-1-8	1	110	472547	4-1-8	1	130	472750	4-1-8	1	108	472977		1	162
471404	8-3-4-2-1	1	202	472243	4-8-2-1	1	137	472556	8-1-4	1	130	472751	8-1-4	1	108	472978		1	162
471414	8-4-1-3-2	1	202	472246	1-4-8	1	130	472557	1-8-4	1	130	472752	4-1-8	1	108	472980		1	429



Palazzoli code	Marks	Pack Qty	Catalogue page	Palazzoli code	Marks	Pack Qty	Catalogue page	Palazzoli code	Marks	Pack Qty	Catalogue page	Palazzoli code	Marks	Pack Qty	Catalogue page	Palazzoli code	Marks	Pack Qty	Catalogue page
472981		1	429	473952	1-4	1	68	474536	2-8-4-1	1	132	475131	8-4-1	1	130	476336	4-1-8	1	113
472990		1	429	473955	1-4	1	68	474586	8-2-1-4	1	132	475134	4-1-8	1	130	476337	4-8-1	1	113
472991		1	429	473961	1-4	1	69	474611	4-8-1	1	109	475136	4-8-1	1	130	476346	1-8-4	1	113
473002	1-4-2	1	68	473962	1-4	1	69	474612	1-4-2-8	1	109	475137	4-8-1	1	130	476347	8-1-4	1	113
473003	2-4-1	1	68	473965	1-4	1	69	474621	1-4-8	1	109	475139	4-8-1	1	130	476403	1-2-2-8-4	1	428
473005	4-2-1	1	68	473971	1-4	1	69	474622	1-8-2-4	1	109	475141	4-8-1	1	130	476406	2-2-1-8-4	1	428
473006	1-2-4	1	68	473972	1-4	1	69	474631	4-1-8	1	109	475144	4-1-8	1	130	476413	2-8-2-4-1	1	428
473012	2-4-1	1	68	473975	4-1	1	69	474632	1-4-8-2	1	109	475146	1-4-8	1	130	476416	2-2-1-8-4	1	428
473013	2-1-4	1	68	474133	4-1-8	1	132	474633	4-8-1	1	132	475147	8-4-1	1	130	476423	4-1-8-2-2	1	428
473015	4-2-1	1	68	474210	4-1-8-2	1	109	474643	1-4-8	1	132	475149	1-8-4	1	130	476426	2-2-1-8-4	1	428
473016	1-4-2	1	68	474220	4-2-1-8	1	109	474653	8-4-1	1	132	475336	8-4-1	1	134	476436	8-1-4	1	113
473062	2-1-4	1	68	474230	2-1-8-4	1	109	474711	1-4-8	1	109	475337	4-1-8	1	134	476437	8-1-4	1	113
473063	4-2-1	1	68	474236	1-8-4	1	132	474712	8-4-1-2	1	109	475346	1-4-8	1	134	476446	8-4-1	1	113
473065	2-1-4	1	68	474237	4-1-8	1	132	474721	8-1-4	1	109	475347	1-8-4	1	134	476447	1-8-4	1	113
473066	2-4-1	1	68	474246	1-8-4	1	132	474722	2-1-4-8	1	109	475436	1-4-8	1	134	476486	2-2-1-8-4	1	428
473102	1-2-4	1	68	474247	4-8-1	1	132	474731	8-4-1	1	109	475437	8-1-4	1	134	476602	1-2-4	1	67
473103	1-4-2	1	68	474256	1-8-4	1	132	474732	4-8-2-1	1	109	475446	8-4-1	1	134	476605	2-4-1	1	67
473105	4-2-1	1	68	474257	4-8-1	1	132	474733	8-1-4	1	132	475447	1-8-4	1	134	476903		1	60-239
473106	4-1-2	1	68	474310	2-8-1-4	1	109	474741	4-1-8	1	109	476002	4-2-1	1	67	476905	10	60-239	
473107	1-4	1	68	474320	8-2-1-4	1	109	474742	2-1-8-4	1	109	476005	4-1	1	67	476907		1	60-239
473112	1-4-2	1	68	474330	1-2-8-4	1	109	474743	8-4-1	1	132	476012	1-2-4	1	67	476909		1	60-239
473113	4-2-1	1	68	474336	8-1-4	1	132	474753	4-8-1	1	132	476015	4-2-1	1	67	476913		1	60-239
473115	1-2-4	1	68	474337	8-4-1	1	132	474771	1-4-8	1	109-288	476042	2-4-1	1	67	476923	10	60-239	
473116	4-2-1	1	68	474340	1-4-2-8	1	109	474811	8-1-4	1	109	476045	1-4-2	1	67	476925	10	60-239	
473122	1-2-4	1	68	474346	1-2-8-4	1	132	474812	2-1-8-4	1	109	476102	1-4-2	1	67	477002	2-1-4	10	66
473123	1-2-4	1	68	474347	1-8-4	1	132	474821	4-1-8	1	109	476105	4-2-1	1	67	477003	1-2-4	1	66
473125	2-4-1	1	68	474356	1-8-4	1	132	474822	2-1-4-8	1	109	476112	4-2-1	1	67	477005	4-1-2	1	66
473126	1-4-2	1	68	474357	4-1-8	1	132	474831	8-4-1	1	109	476115	1-2-4	1	67	477006	4-1-2	1	66
473336	8-4-1	1	134	474387	4-8-1	1	132	474832	1-8-4-2	1	109	476142	2-1-4	1	67	477012	1-4-2	1	66
473337	4-1-8	1	134	474397	8-1-4	1	132	474833	1-4-8	1	132	476145	4-1-2	1	67	477013	4-1-2	1	66
473346	4-8-1	1	134	474410	1-2-8-4	1	109	474843	1-4-8	1	132	476203	4-2-8-2-1	1	428	477015	1-4-2	1	66
473347	4-1-8	1	134	474420	8-1-2-4	1	109	474851	8-4-1	1	109	476206	1-4-8-2-2	1	428	477016	1-2-4	1	66
473436	8-4-1	1	134	474430	2-1-4-8	1	109	474852	2-8-1-4	1	109	476213	4-2-8-1-2	1	428	477062	2-1-4	1	66
473437	8-1-4	1	134	474436	1-4-8	1	132	474853	4-1-8	1	132	476216	1-2-2-4	1	428	477063	4-2-1	1	66
473446	1-4-8	1	134	474437	1-8-4	1	132	474863	8-4-1	1	132	476223	4-8-1-2-2	1	428	477065	1-4-2	1	66
473447	1-8-4	1	134	474446	8-4-1	1	132	474951		1	429	476226	4-2-2-8-1	1	428	477066	2-4-1	1	66
473602	1-4-2	1	68	474447	1-8-4	1	132	474953		1	429	476303	4-1-8-2-2	10	428	477102	4-1-2	1	66
473603	2-4-1	1	68	474450	2-1-4-8	1	109	474955		1	429	476306	8-4-2-2-1	1	428	477103	4-1-2	1	66
473605	1-4-2	1	68	474456	4-8-1	1	132	475123	1-4-8	1	130	476313	2-8-2-1-4	1	428	477105	4-2-1	1	66
473606	2-4-1	1	68	474457	8-4-1	1	132	475124	8-4-1	1	130	476316	2-2-1-8-4	1	428	477106	2-1-4	1	66
473901	4-1	1	68	474466	8-2-1-4	1	132	475126	1-4-8	1	130	476323	2-8-4-2-1	1	428	477107	4-1	1	67
473951	4-1	1	68	474486	1-4-8	1	132-289	475129	1-4-8	1	130	476326	2-2-1-8-4	1	428	477112	2-1-4	1	66

Certifications and marking of Palazzoli codes are in continuous development. Please visit the www.palazzoli.com website to view any updates.



Palazzoli code	Marks	Pack Qty	Catalogue page	Palazzoli code	Marks	Pack Qty	Catalogue page	Palazzoli code	Marks	Pack Qty	Catalogue page	Palazzoli code	Marks	Pack Qty	Catalogue page	Palazzoli code	Marks	Pack Qty	Catalogue page
477113	1-4-2	1	66	480447	4-1	1	112	488124	1-8-9-4-5	1	44	490126	4-8-1	1	81	492236	9-8-1-5-4	1	80
477115	4-2-1	1	66	480449	4-1	1	112	488126	4-1-5-8-9	10	44	490129	4-8-1	1	81	492246	4-1-5-9-8	1	80
477116	4-1	1	66	480530	4-1-8	1	140	488129	9-8-1-4-5	1	44	490134	4-8-1	1	81	493124	4-1	1	92
477122	2-4-1	1	66	480531	1-4-8	1	140	488134	4-5-8-9-1	1	44	490136	1-4-8	1	81	493126	1-4	1	92
477123	4-2-1	1	66	480550	4-1-8	1	140	488136	1-5-8-9-4	10	44	490139	8-4-1	1	81	493136	1-4	1	92
477175	4-1-2	1	66	480551	4-8-1	1	140	488139	1-4-8-9-5	1	44	490144	4-8-1	1	81	493146	1-4	1	92
477176	4-1-2	1	66	480650	8-1-4	1	140	488144	5-1-8-4-9	1	44	490146	4-1-8	1	81	493226	4-1	1	92
477602	4-2-1	1	66	480651	8-1-4	1	140	488146	5-4-9-8-1	10	44	490149	1-4-8	1	81	493236	4-1	1	92
477603	2-1-4	1	66	480750	1-4-8	1	140	488149	4-8-9-5-1	1	44	490224	4-8-1	1	81	493246	1-4	1	92
477605	2-1-4	1	66	480751	8-4-1	1	140	488224	5-1-4-9-8	1	44	490226	1-8-4	1	81	494124	1-4	1	92
477606	1-2-4	1	66	481324	4-1-8	1	86	488226	1-5-9-4-8	5	44	490229	4-8-1	1	81	494126	1-4	1	92
477901	4-1	1	67	481326	4-1-8	1	86	488229	5-4-8-9-1	1	44	490233	4-8-1	1	81	494136	1-4	1	92
477951	4-1	1	67	481329	8-4-1	1	86	488234	9-1-8-4-5	1	44	490234	4-8-1	1	81	494146	4-1	1	92
477952	4-1	1	67	481334	8-1-4	1	86	488236	1-4-9-5-8	5	44	490236	1-4-8	1	81	494226	4-1	1	92
477955	4-1	1	67	481336	1-4-8	1	86	488239	4-5-1-9-8	1	44	490239	8-1-4	1	81	494236	1-4	1	92
478213		1	292	481339	1-4-8	1	86	488244	4-5-1-8-9	1	44	490244	1-4-8	1	81	494246	4-1	1	92
478336	4-1-8	1	113	481344	4-8-1	1	86	488246	8-9-4-1-5	5	44	490246	8-4-1	1	81	495124	4-1	1	93
478337	4-8-1	1	113	481346	4-1-8	1	86	488249	8-9-1-5-4	1	44	490249	8-1-4	1	81	495126	1-4	1	93
478346	1-8-4	1	113	481349	1-8-4	1	86	489124	4-9-5-1-8	1	44	491124	8-1-4	1	81	495129	4-1	1	93
478347	1-8-4	1	113	482426	1-4	1	112	489126	1-4-5-8-9	10	44	491126	8-5-4-1-9	1	81	495134	1-4	1	93
478436	1-8-4	1	113	482434	1-4	1	112	489129	4-5-8-9-1	1	44	491129	1-4-9-5-8	1	81	495136	1-4	1	93
478437	1-4-8	1	113	482435	4-1	1	112	489134	1-4-5-8-9	1	44	491134	9-4-5-1-8	1	81	495139	1-4	1	93
478446	8-1-4	1	113	482436	1-4	1	112	489136	9-1-5-4-8	10	44	491136	4-1-8-5-9	1	81	495144	4-1	1	93
478447	8-4-1	1	113	482437	1-4	1	112	489139	5-4-9-1-8	1	44	491139	4-8-1-9-5	1	81	495146	4-1	1	93
480324	8-4-1	1	86	482439	1-4	1	112	489144	5-9-4-8-1	1	44	491144	9-4-5-8-1	1	81	495149	1-4	1	93
480326	1-4-8	1	86	482444	4-1	1	112	489146	5-4-8-9-1	10	44	491146	9-8-4-5-1	1	81	495224	4-1	1	93
480329	1-8-4	1	86	482445	1-4	1	112	489149	1-8-9-4-5	1	44	491149	9-1-8-4-5	1	81	495226	1-4	1	93
480334	1-4-8	1	86	482446	4-1	1	112	489224	8-4-5-1-9	1	44	491224	8-1-9-4-5	1	81	495229	1-4	1	93
480336	1-8-4	1	86	482447	4-1	1	112	489226	1-9-8-5-4	5	44	491226	1-8-9-5-4	1	81	495233	1-4	1	93
480339	1-4-8	1	86	482449	1-4	1	112	489229	5-9-8-4-1	1	44	491229	5-8-1-4-9	1	81	495234	1-4	1	93
480344	1-8-4	1	86	483436	4-1	1	112	489233	8-1-5-9-4	1	44-289	491233	1-9-8-5-4	1	81-289	495236	1-4	1	93
480346	8-1-4	1	86	483446	1-4	1	112	489234	5-8-1-4-9	1	44	491234	9-8-5-4-1	1	81	495239	4-1	1	93
480349	4-1-8	1	86	484434	1-4	1	112	489236	8-4-9-1-5	5	44	491236	8-5-9-1-4	1	81	495244	1-4	1	93
480426	1-4	1	112	484436	1-4	1	112	489239	8-1-5-4-9	1	44	491239	4-1-5-9-8	1	81	495246	1-4	1	93
480434	1-4	1	112	484437	4-1	1	112	489244	8-4-5-9-1	1	44	491244	9-8-4-1-5	1	81	495249	1-4	1	93
480435	4-1	1	112	484439	1-4	1	112	489246	9-5-4-1-8	5	44	491246	9-8-4-1-5	1	81	496024	4-1	1	93
480436	4-1	1	112	484444	1-4	1	112	489249	9-1-8-5-4	1	44	491249	1-9-8-5-4	1	81	496124	1-4	1	93
480437	1-4	1	112	484446	1-4	1	112	489326	8-1-4	2	44	492124	9-1-4-5-8	1	80	496126	4-1	1	93
480439	4-1	1	112	484447	1-4	1	112	489336	8-1-4	2	44	492126	5-8-9-1-4	1	80	496129	1-4	1	93
480444	4-1	1	112	484449	1-4	1	112	489346	1-8-4	2	44	492136	1-4-5-9-8	1	80	496134	4-1	1	93
480445	4-1	1	112	488114	4-5-1-9	10	48	490024	4-1	1	81	492146	9-4-8-1-5	1	80	496136	1-4	1	93
480446	1-4	1	112	488116	1-5-9-4	10	48	490124	1-4-8	1	81	492226	5-9-4-8-1	1	80	496139	4-1	1	93



Palazzoli code	Marks	Pack Qty	Catalogue page	Palazzoli code	Marks	Pack Qty	Catalogue page	Palazzoli code	Marks	Pack Qty	Catalogue page	Palazzoli code	Marks	Pack Qty	Catalogue page	Palazzoli code	Marks	Pack Qty	Catalogue page
496144	4-1	1	93	500886		1	226	508246	8-4-1	1	49	511610EX		1	252	520011NV	4-1-8	20	155
496146	4-1	1	93	500890	4-1	1	229	509124	1-4-8	1	49	511614	1-4-8	1	165	520012	8-4-1	20	155
496149	1-4	1	93	500891	1-4	1	229	509126	1-8-4	1	49	511634	1-4-8	1	165	520012EX	1-10	1	253
496224	1-4	1	93	500892	1-4	1	229	509136	8-4-1	1	49	511801		1	133	520012NV	1-4	20	155
496226	1-4	1	93	500893	4-1	1	229	509146	8-1-4	1	49	511802		1	133	520014	1-4-8	10	155
496229	1-4	1	93	500894	4-1	1	229	509224	1-4-8	1	49	511803		1	133	520014EX	1-10	1	253
496233	1-4	1	93	500895	4-1	1	229	509226	8-4-1	1	49	511804		1	133	520014NV	1-8-4	10	155
496234	1-4	1	93	500896	1-4	1	229	509233	4-1	1	49	511805		1	133	520019	4-1-8	1	155
496236	1-4	1	93	500897	4-1	1	229	509236	8-1-4	1	49	511824	1-8-4	1	165	520019EX	1-10	1	253
496239	1-4	1	93	500900	1-4	1	229	509246	1-8-4	1	49	511910EX	10-6-8	1	252	520019NV	4-1-8	1	155
496244	4-1	1	93	500903	1-4	1	229	509326	8-1-4	1	49	511913EX	6-10-8	1	252	520020	8-1-4	1	155
496246	1-4	1	93	500904	1-4	1	229	509336	8-1-4	1	49	511920EX	6-10-8	1	252	520020EX	10-1	1	253
496249	1-4	1	93	500916	1-4	1	229	509346	1-4-8	1	49	511921EX	8-10-6	1	252	520020NV	8-1-4	1	155
5				500918	4-1	1	229	511110	4-8-1	1	165	515111	1-4	1	166	520021	1-4-8	1	155
500750	4-1	1	229	500930	1-4	1	229	511201	1-4	1	133	515112	4-1	1	166	520021EX	1-10	1	253
500753	1-4	1	229	500933	1-4	1	229	511202	4-1	1	133	515144	4-1	1	166	520021NV	4-1-8	1	155
500762	1-4	1	229	500934	4-1	1	229	511203	1-4	1	133	515200	4-1	1	166	521009	4-1	1	133-155-253
500766	4-1	1	229	500935	1-4	1	229	511204	1-4	1	135	515214	1-4	1	166	521011	1-4	1	155-253
500767	1-4	1	229	500936	4-1	1	229	511210	1-4-8	1	165	515221	1-4	1	166	521012	4-1	1	133-155-253
500768	4-1	1	229	500941	1-4	1	229	511214	1-4-8	1	165	515224	1-4	1	137-166	521014	1-4	1	133-155-253
500770	4-1	1	229	500943	1-4	1	229	511220	4-8-1	1	165	515300	1-4	1	166	521019	1-4	1	155-253
500790	1-4	1	229	500949	1-4	1	229	511220EX		1	252	515313	1-4	1	166	521020	4-1	1	155-253
500792	4-1	1	229	501500		1	228	511227	1-8-4	1	137	515323	4-1	1	166	521021	4-1	1	155-253
500800	1-4	1	229	501501		1	228	511301	8-1-4	1	133	515411	1-4	1	166	521210	1-4-8	1	165
500801	1-4	1	229	501502		1	228	511302	4-1-8	1	133	515413	1-4	1	166	521214	1-4-8	1	165
500802	1-4	1	229	501503		1	228	511303	4-8-1	1	133	515423	1-4	1	166	521310		1	165
500816	4-1	1	229	501530	8-1-4	1	221	511304	4-1-8	1	135	515453	1-4	1	166	521310EX		1	252
500817	1-4	1	229	501531		1	433	511310	8-1-4	1	165	515512	4-1	1	166	521314	1-8-4	1	165
500830	4-1	1	229	501540		1	222	511314	4-1-8	1	165	515610	4-1	1	166	521414	8-1-4	1	165
500831	1-4	1	229	501550		1	222	511320	4-1-8	1	165	515613	1-4	1	166	521420		1	165
500833	4-1	1	229	501560		1	221	511324	8-4-1	1	165	515632	1-4	1	166	521420EX		1	252
500835	4-1	1	229	501565	1-8-4	1	221	511410		1	165	515637	1-4	1	166	522011		1	155-253
500840	1-4	1	229	501590	1-4	1	221	511410EX		1	252	515822	1-4	1	166	522012		1	155-253
500841	1-4	1	229	501591	4-1	1	221	511414	8-1-4	1	165	518204	1-4	1	166	522014		1	155-253
500843	4-1	1	229	501595		1	221	511420	1-4-8	1	165	518206	1-4	1	137-166	522019		1	155-253
500860	4-1	1	229	508124	1-4-8	1	49	511420EX		1	252	518207	1-4	1	166	522020		1	155-253
500861	4-1	1	229	508126	1-4-8	1	49	511424	8-1-4	1	165	518211	4-1	1	166	522021		1	155-253
500863	1-4	1	229	508136	4-1-8	1	49	511452	1-8-4	1	165	520009	1-4-8	30	155	525200	4-1	1	166
500872	1-4	1	229	508146	8-1-4	1	49	511510		1	165	520009EX	10-1	1	253	525300	1-4	1	166
500874	1-4	1	229	508224	1-4-8	1	49	511510EX		1	252	520009NV	4-1-8	30	155	525410	4-1	1	166
500884	4-1	1	226	508226	8-1-4	1	49	511514	8-4-1	1	165	520011	4-1-8	20	155	531011	1-4-8	1	160
500885	1-4	1	226	508236	4-1-8	1	49	511610		1	165	520011EX	1-10	1	253	531011EX		1	251

Certifications and marking of Palazzoli codes are in continuous development. Please visit the www.palazzoli.com website to view any updates.



Palazzoli code	Marks	Pack Qty	Catalogue page	Palazzoli code	Marks	Pack Qty	Catalogue page	Palazzoli code	Marks	Pack Qty	Catalogue page	Palazzoli code	Marks	Pack Qty	Catalogue page	Palazzoli code	Marks	Pack Qty	Catalogue page
531021	8-4-1	1	160	532035EX	6-8-10	1	251	532557	4-1-8	1	159	538180		1	114-162	540035		2	138-167
531021EX		1	251	532045	1-4-8	1	159	532658	8-4-1	1	159	538210		2	113-162	540036		1	167
531040	4-8-1	1	160	532045EX	6-8-10	1	251	532700		1	111-133-159-251	538225		1	428	540061		1	138-167
531040EX		1	251	532055	4-8-1	1	159	532701		1	111-133-159-251	538230		2	162	540063		1	138-167
531042	4-1-8	1	160	532055EX	10-8-6	1	251	532702		1	111-133-159-251	538280		1	162	540064		1	138-167
531042EX		1	251	532100		1	111	532703		1	111-159-251	538295		1	428	540065		1	138-167
531062	1-8-4	1	160	532101	4-1-8	1	65-101-110	532704		1	111-159-251	538310		1	162	540066		1	167
531062EX		1	251	532102	4-1-8	1	65-101-110	532705		1	159-251	538325		1	428	540090		5	138-167
531200	8-4-1	1	113-160	532103	4-8-1	1	65-101-110	532714		1	159-251	538330		1	162	540091		5	138-167
531211	8-1-4	1	160	532116	4-8-1	1	159	532715		1	159-251	538380		1	162	540161	1	1	167
531220	1-8-4	1	113-160	532116EX	6-8-10	1	251	532716		1	159-251	538385		1	162	540180		1	138-167
531221	4-1-8	1	160	532117	4-1-8	1	159	532717		1	159-251	538395		1	428	540190		1	138-167
531222	8-1-4	1	160	532117EX	6-10	1	251	532718		1	159-251	538400		1	123-163	540193		1	138-167
531231	1-8-4	1	160	532118	8-4-1	1	159	532725	4-1	1	174	538410		1	114-123-163	540195		1	138-167
531240	4-8-1	1	160	532118EX	10-8-6	1	251	532745	1-4	1	174	538421	4-1	1	114	541040	1	1	167
531241	4-1-8	1	160	532121	8-1-4	1	65-101-110	532747	4-1	1	174	538425		1	111	541050		1	138-167
531242	1-8-4	1	160	532122	1-4-8	1	65-101-110	532826		1	137	538429	1-4	1	114	541055		1	138-167
531262	1-8-4	1	160	532131	1-8-4	1	65-101-110	532841		1	65-101	538429EX	1	1	246	544033		1	167
531311	1-4-8	1	160	532132	8-1-4	1	65-101-110	532842		1	65-101	538432		1	111	544034		1	167
531321	1-4-8	1	160	532133	1-4-8	1	65-101-110	532843		1	65-101	538436	4-1	1	114	544035		1	167
531331	4-1-8	1	113-160	532200	4-8-1	1	111-159	532895		1	133	538436EX	1	1	246	544036		1	167
531340	1-8-4	1	160	532200EX	6-8-10	1	251	535126	4-1	1	161	538610		10	163-166-430	545081		1	138-167
531411	1-8-4	1	160	532201	8-4-1	1	111-159	535131	1-4	1	161	538620		10	163-166-430	545083		1	138-167
531431	4-1-8	1	160	532201EX	1-10-6-8	1	251	535135	1-4	1	161	538630		5	163-166-430	545084		1	167
531440	4-1-8	1	160	532202	1-8-4	1	111-159	535137	4-1	1	161	538791		50	111	545085		1	167
531442	8-4-1	1	160	532202EX	6-10-8	1	251	535140	1-4	1	161	538800		1	111	545086		1	167
531540	8-1-4	1	160	532203	8-4-1	1	111-159	535142	1-4	1	161	538800EX	1	1	246	547054	1	1	138-167
531640	1-4-8	1	160	532203EX	8-10-6	1	251	535157	4-1	1	161	538801		1	111	550001	4-1-8	1	148
531662	1-4-8	1	160	532204	8-4-1	1	111-159	535162	4-1	1	161	538802		1	111	550002	4-8-1	1	148
532005	4-8-1	1	159	532204EX	10-6-8	1	251	535320	4-1	1	113-161	538802EX	1	1	246	550003	8-4-1	1	148
532005EX	8-6-10	1	251	532211	8-4-1	1	111	535321	1-4	1	113-161	538803		1	111	550004	4-1-8	1	148
532006	8-4-1	1	159	532281EX		1	246	535322	1-4	1	161	538804		1	111	550005	1-4-8	1	148
532006EX	6-8-10	1	251	532282EX		1	246	535323	1-4	1	161	538804EX	1	1	246	550006	4-1-8	1	148
532015	1-8-4	1	159	532283EX		1	246	535324	4-1	1	161	540000		1	431	550007	4-1-8	1	148
532015EX	10-6-8	1	251	532286EX		1	246	535325	4-1	1	161	540001		1	431	550031	8-4-1	1	148
532016	8-4-1	1	159	532300	8-1-4	1	111-159	535326	4-1	1	161	540002		1	431	550032	8-4-1	1	148
532016EX	8-6-10	1	251	532301	4-1-8	1	111-159	535327	1-4	1	161	540003		1	431	550033	4-1-8	1	148
532017	8-1-4	1	159	532302	1-8-4	1	111-159	535328	4-1	1	161	540004		1	431	550034	1-4-8	1	148
532017EX	8-6-10	1	251	532303	4-1-8	1	111-159	535640	1-4	1	113-161	540005		1	431	550035	8-4-1	1	148
532018	8-4-1	1	159	532304	4-1-8	1	111-159	535643	4-1	1	113-161	540006		1	431	550036	4-1-8	1	148
532018EX	6-8-10	1	251	532311	8-1-4	1	111	538110		2	113-162	540033		2	138-167	550037	4-1-8	1	148
532035	8-4-1	5	159	532516	8-4-1	1	159	538130		2	162	540034		2	138-167	550042		1	150



Palazzoli code	Marks	Pack Qty	Catalogue page	Palazzoli code	Marks	Pack Qty	Catalogue page	Palazzoli code	Marks	Pack Qty	Catalogue page	Palazzoli code	Marks	Pack Qty	Catalogue page	Palazzoli code	Marks	Pack Qty	Catalogue page
550043		1	150	550607		1	148	550734		1	431	571116EX	1	50	256	572211		50	173
550044		1	150	550611		5	148	550735		1	431	571121	1	20	171	572213		50	173
550045		1	150	550612		5	148	550736		1	431	571121EX	1	20	256	572216		50	173
550046		1	150	550613		5	148	550737		1	431	571129	1	20	171	572221		20	173
550047		1	150	550614		1	148	559011	4-1	1	206	571129EX	1	20	256	572229		20	173
550502		4	148	550615		1	148	559012	4-1	1	206	571136	1	10	171	572236		10	173
550503		4	148	550616		1	148	559021	4-1	8	202	571136EX	1	10	256	572242		5	173
550504		4	148	550617		1	148	559022	1-4	1	202	571142	1	10	171	572248		5	173
550505		1	148	550621		5	148	559031	4-1	8	202	571142EX	1	5	256	572307		50	173
550506		1	148	550622		5	148	559032	4-1	1	202	571148	1	10	171	572309		50	173
550507		1	148	550623		5	148	559132	4-1	15	206	571148EX	1	5	256	572311		50	173
550522		6	149	550624		1	148	559134	1-4	1	206	571207		50	171-256	572313		50	173
550523		6	149	550625		1	148	559232	4-1	1	201	571209		50	171-256	572316		25	173
550525		4	149	550626		1	148	559234	4-1	1	201	571211		50	171-256	572321		20	173
550526		4	149	550632		1	149	570010		1	48-85-225	571213		50	171-256	572329		15	173
550527		1	149	550633		1	149	571007	1	100	171	571216		50	171-256	572336		10	173
550542		6	149	550635		1	149	571009	1	50	171	571221		25	171-256	572342		10	173
550543		6	149	550636		1	149	571009EX	1	50	256	571229		20	171-256	572348		10	173
550545		4	149	550637		1	149	571011	1	50	171	571236		10	171-256	575501	4-1	1	94
550546		4	149	550640		20	150	571011EX	1	50	256	571242		5	171-256	575502	4-1	1	87
550547		1	149	550641		5	150	571013	1	50	171	571248		5	171-256	575505	4-1	1	84
550552		4	149	550642		1	150	571013EX	1	50	256	572007	1	50	173	575506	4-1	1	84
550553		4	149	550643		1	150	571016	1	50	171	572009	1	50	173	575701		1	287
550555		1	149	550645		1	150	571016EX	1	50	256	572011	1	50	173	575702		1	287
550556		1	149	550648		1	150	571021	1	25	171	572013	1	50	173	575706		1	287
550557		1	149	550662		1	150	571021EX	1	20	256	572016	1	50	173	575708		1	287
550562		6	149	550663		1	150	571029	1	20	171	572021	1	20	173	575710		1	287
550563		6	149	550665		1	150	571029EX	1	20	256	572029	1	20	173	575711		1	287
550564		6	149	550666		1	150	571036	1	10	171	572036	1	10	173	576100	1-4	1	285
550566		1	149	550667		1	150	571036EX	1	10	256	572042	1	5	173	576101	4-1	1	285
550567		1	149	550680		10	150	571042	1	5	171	572107	1	50	173	576110	4-1	1	285
550582	1-4	6	149	550689		1	431	571042EX	1	5	256	572109	1	50	173	576111	4-1	1	285
550583	4-1	6	149	550701		1	431	571048	1	5	171	572111	1	50	173	576112	4-1	1	285
550585	4-1	1	149	550702		1	431	571048EX	1	5	256	572113	1	50	173	576113	4-1	1	285
550586	1-4	1	149	550703		1	431	571107	1	50	171	572116	1	50	173	576200	1-4	1	285
550587	4-1	1	149	550704		1	431	571109	1	50	171	572121	1	20	173	576201	1-4	1	285
550601		5	148	550705		1	431	571109EX	1	50	256	572129	1	20	173	576202	4-1	1	285
550602		5	148	550706		1	431	571111	1	50	171	572136	1	10	173	576203	1-4	1	285
550603		5	148	550707		1	431	571111EX	1	50	256	572142	1	5	173	576205	4-1	1	285
550604		1	148	550731		1	431	571113	1	50	171	572148	1	5	173	576206	1-4	1	285
550605		1	148	550732		1	431	571113EX	1	50	256	572207		50	173	576400	1-4	1	286
550606		1	148	550733		1	431	571116	1	50	171	572209		50	173	576401	1-4	1	286

Certifications and marking of Palazzoli codes are in continuous development. Please visit the www.palazzoli.com website to view any updates.



Palazzoli code	Marks	Pack Qty	Catalogue page	Palazzoli code	Marks	Pack Qty	Catalogue page	Palazzoli code	Marks	Pack Qty	Catalogue page	Palazzoli code	Marks	Pack Qty	Catalogue page	Palazzoli code	Marks	Pack Qty	Catalogue page
576600		1	286	579716		1	82	580052		5	432	581063	1-4	5	170	582012	4-1	100	138-172
576601		1	286	579717		1	82	580054		5	432	581063EX	1	5	257	582016	4-1	50	138-172
576800	1-4	1	285	579718		1	93	580211		1	171	581112	4-1	100	114-123-163-170	582020	4-1	50	138-172
579011		1	48-85	579719		1	87	580212		1	171	581112EX	1	50	257	582025	1-4	25	138-172
579012		10	48-85-225	579721	8-1-4	1	83	580213		1	171	581116	4-1	50	114-123-163-170	582032	1-4	20	138-172
579013		1	47-85	579722	4-8-1	1	83	580230		100	171	581116EX	1	50	257	582041	1-4	10	138-172
579014		1	47-85	579723	8-1-4	1	83	580231		100	171	581120	4-1	50	114-123-163-170	582050	4-1	5	138-172
579400	4-1	1	87	579741	1-8-4	1	83	580232		100	171	581120EX	1	50	257	582112	4-1	100	172
579421	4-1	1	87	579742	4-8-1	1	83	580233		50	171	581125	1-4	25	114-123-163-170	582112EX	1	50	258
579422	1-4	1	87	579743	8-4-1	1	83	580234		25	171	581125EX	1	20	257	582116	4-1	50	172
579423	1-4	1	87	579744	8-4-1	1	83	580242		5	430	581132	4-1	20	114-123-163-170	582116EX	1	50	258
579451	4-1	1	83	579750	8-1-4	1	47	580243		5	430	581132EX	1	20	257	582120	4-1	50	172
579452	4-1	1	83	579751	4-1-8	1	47	580244		1	430	581140	4-1	10	114-123-163-170	582120EX	1	50	258
579453	1-4	1	83	579822	8-1-4-11	1	46	580250		1	48-85-95	581140EX	1	20	257	582125	1-4	25	172
579462	4-1	1	428	579823	4-1-8	1	46	580360EX	1	1	258	581150	1-4	5	114-123-163-170	582125EX	1	20	258
579500	1-4	1	94	579824	4-8-1-11	1	46	580361EX	1	1	258	581150EX	1	10	257	582132	4-1	20	172
579510	1-4	1	94	579826	8-4-1	1	46	580364EX	1	1	258	581163	1-4	5	114-123-163-170	582132EX	1	20	258
579582		1	95	579828	11-1-4-8	1	46	580365EX	1	1	258	581163EX	1	5	257	582140EX	1	20	258
579584		1	95	579830	1	10	45	580394EX	1	1	258	581212		50	114-123-163-170-257	582141	1-4	10	172
579590		1	428	579831	1-4	10	45	580395EX	1	1	258	581216		50	114-123-163-170-257	582150	4-1	5	172
579591		1	95	579832	1	10	45	580396EX	1	1	258	581220		50	114-123-163-170-257	582150EX	1	10	258
579592		1	428	579840	1	5	45	580416EX	1	1	258	581225		50	114-123-163-170-257	582163	4-1	5	172
579602	1-4	1	94	579842		1	47	580420EX	1	1	258	581232		50	114-123-163-170-257	582163EX	1	5	258
579612	4-1	1	95	579843		1	47	580425EX	1	1	258	581240		20	114-123-163-170-257	582212		50	172-258
579620	1-4	1	94	579845	1	10	45	580432EX	1	1	258	581250		10	114-123-163-170-257	582216		50	172-258
579621	1-4	1	94	579846		1	428	580440EX	1	1	258	581263		5	114-123-163-170-257	582220		50	172-258
579622	1-4	1	87	579847	4-1	10	45-50	580450EX	1	1	258	581312		1	170	582225		25	172-258
579623	4-1	1	87	579848		1	45	580463EX	1	1	258	581312EX		1	257	582232		20	172-258
579631	1-4	1	87	579849		1	45	581012	4-1	100	170	581316		1	170	582240		10	172-258
579640	4-1	1	94	579850		1	47-85	581012EX	1	50	257	581316EX		1	257	582250		10	172-258
579641	1-4	1	94	579852	4-1	1	46	581016	4-1	50	170	581320		1	170	582263		5	172-258
579642	4-1	1	94	579853	1-4	1	46	581016EX	1	50	257	581325		1	170	582312		100	172
579702	4-8-1	1	47	579854	1-4	1	46	581020	4-1	50	170	581325EX		1	257	582316		100	172
579703	8-1-4	1	47	579860	1-4	1	45-50	581020EX	1	50	257	58132EX0		1	257	582320		100	172
579708	4-1	1	84	579863	4-1-8	1	46	581025	4-1	25	170	581332		1	170	582325		100	172
579709	1-4	1	84	579865	8-1-4	1	46	581025EX	1	20	257	581332EX		1	257	582332		50	172
579710	8-4-1	1	84	579901		1	95	581032	1-4	20	170	581340		1	170	582340		50	172
579711	4-8-1	1	84	579902		1	87	581032EX	1	20	257	581340EX		1	257	582350		25	172
579712	1-4-8	1	84	579904		20	48-85	581040	4-1	10	170	581350		1	170	582363		25	172
579713		1	82	579910		1	87	581040EX	1	20	257	581350EX		1	257	585408	1	10	293-426
579714		1	82	579920		1	87	581050	4-1	5	170	581363		1	170	585412	1	10	293-426
579715	1	1	80	580051		5	432	581050EX	1	10	257	581363EX		1	257	585415	1	10	293-426

Marks: 1=CE CE 2=IMQ 3=RR.in.a. 4=UKCA 5=ENEC 6=CEX 7=DEKRA 8=RETIE 9=KEMA 10=EX 11=SIHsrail 12=EAC



Palazzoli code	Marks	Pack Qty	Catalogue page	Palazzoli code	Marks	Pack Qty	Catalogue page	Palazzoli code	Marks	Pack Qty	Catalogue page	Palazzoli code	Marks	Pack Qty	Catalogue page	Palazzoli code	Marks	Pack Qty	Catalogue page
585480	1	10	293-426	614004	1-4	1	220	630003	4-1	24	50	638040	1-4	1	215	675102	4-1	1	227
585490		10	293-426	614005	4-1	1	220	630011	4-1	30	50	638041	4-1	1	215	676001	1-4	1	227
590002		5	432	614101	4-1	1	219	630012	1-4	30	50	638042	1-4	1	215	676002	4-1	1	227
590004		1	432	614102	4-1	1	219	630013	4-1	24	50	641216	1	1	432	676003	4-1	1	227
590020	4-1	5	204	614103	1-4	1	219	630021		20	51	643216	1	10	432	676004	4-1	1	227
590021		1	209	614104	1-4	1	219	630022		8	51	644001	1-4	1	214	676101	4-1	1	227
590025	4-1	1	204	614105	1-4	1	219	630030	4-1	16	52	644002	1-4	1	214	676102	1-4	1	227
6				614106	1-4	1	219	630031	1-4	16	52	644003	4-1	1	214	677001	4-1	1	227
601532	1-4	1	222	614107	1-4	1	219	630035	4-1	16	53	644004	1-4	1	214	677002	4-1	1	227
601540		1	215	615001	1-4	1	220	630036	1-4	20	53	644005	1-4	1	214	677003	1-4	1	227
601563	4-1	1	222	615002	4-1	1	220	630040	1	16	53	644006	1-4	1	214	677004	4-1	1	227
601632	1-4	1	222	615003	4-1	1	220	630041	1	16	53	644010	4-1	1	214	677101	4-1	1	227
601663	1-4	1	222	615004	4-1	1	220	630042	1	16	53	644101	4-1	1	214	677102	4-1	1	227
604101	4-1	1	220	615005	1-4	1	220	630050	1	16	51	644102	4-1	1	214	678001	1-4	1	227
604102	1-4	1	220	615101	4-1	1	219	630051	1	8	51	644103	1-4	1	214	678002	1-4	1	227
604103	1-4	1	220	615102	4-1	1	219	630052	1	8	51	644104	4-1	1	214	678101	4-1	1	227
604104	4-1	1	220	615103	1-4	1	219	630053	1	8	52	644105	4-1	1	214	678102	1-4	1	227
604105	4-1	1	220	615104	4-1	1	219	630054	1	8	52	644106	4-1	1	214	685001	4-1	1	227
604106	4-1	1	220	615105	4-1	1	219	630055	1	8	51	644110	4-1	1	214	685002	1-4	1	227
604107	4-1	1	220	615106	4-1	1	219	630056	1-4	8	51	658529		1	53	686001	1-4	1	227
604108	1-4	1	220	615107	4-1	1	219	630058		16	51	670010	4-1	1	225	686002	4-1	1	227
605101	4-1	1	220	616001	1-4	1	220	630070	1	16	53	670011	1-4	1	225	686003	4-1	1	227
605102	1-4	1	220	616002	1-4	1	220	630071	1	16	53	670012	1-4	1	225	686004	1-4	1	227
605103	4-1	1	220	616003	1-4	1	220	630080	1	20	53	670013	1-4	1	225	687001	4-1	1	227
605104	1-4	1	220	616004	1-4	1	220	630081	1	20	53	670030	4-1	1	224	687002	4-1	1	227
605105	4-1	1	220	616005	1-4	1	220	630082	1	20	53	670031	4-1	1	224	687003	4-1	1	227
605106	4-1	1	220	616006	4-1	1	220	630085	1	4	53	670032	1-4	1	224	687004	4-1	1	227
605107	1-4	1	220	616007	1-4	1	220	630090		100	53	670033	1-4	1	224	688001	4-1	1	227
605108	1-4	1	220	616008	4-1	1	220	630091	1	200	53	670040	4-1	1	224	688002	4-1	1	227
606101	1-4	1	220	616009	4-1	1	220	634001	1-4	1	215	670041	1-4	1	224	7			
606102	1-4	1	220	616101	4-1	1	219	634002	4-1	1	215	670042	1-4	1	224	700124	4-2-1-2-8	10	36
606103	4-1	1	220	616102	1-4	1	219	634004	1-4	1	215	670043	1-4	1	224	700126	2-1-8-2-4	40	36
606104	4-1	1	220	616103	1-4	1	219	634005	4-1	1	215	670044	4-1	1	224	700129	2-8-1-4-2	5	36
606105	1-4	1	220	616104	1-4	1	219	634006	4-1	1	215	670060	1-4	1	224	700134	2-4-8-2-1	5	36
606106	1-4	1	220	616105	1-4	1	219	634010	1-4	1	215	670061	4-1	1	224	700136	1-4-2-2-8	30	36
606107	1-4	1	220	616106	4-1	1	219	634100	4-8-1	1	215	670062	4-1	1	224	700139	2-8-1-2-4	5	36
606108	4-1	1	220	616107	1-4	1	219	634101	1-4	1	215	670063	1-4	1	224	700144	4-2-2-1-8	5	36
610012	1-4	1	219	616108	1-4	1	219	634102	4-1	1	215	670130	4-1	1	225	700146	2-8-4-2-1	20	36
610606	4-1	1	219	616109	4-1	1	219	634104	1-4	1	215	670140	4-1	1	225	700149	4-2-2-8-1	5	36
614001	1-4	1	220	616110	1-4	1	219	634105	4-1	1	215	675001	1-4	1	227	700224	2-2-1-8-4	5	36
614002	4-1	1	220	630001	1-4	36	50	634106	4-1	1	215	675002	1-4	1	227	700226	1-4-2-8-2	5	36
614003	4-1	1	220	630002	4-1	36	50	634110	4-1	1	215	675101	4-1	1	227	700229	4-2-8-2-1	5	36

Certifications and marking of Palazzoli codes are in continuous development. Please visit the www.palazzoli.com website to view any updates.



Palazzoli code	Marks	Pack Qty	Catalogue page	Palazzoli code	Marks	Pack Qty	Catalogue page	Palazzoli code	Marks	Pack Qty	Catalogue page	Palazzoli code	Marks	Pack Qty	Catalogue page	Palazzoli code	Marks	Pack Qty	Catalogue page
700234	2-2-4-8-1	5	36	720239	2-1-8-4-2	5	36	760124EX	10-1-6	1	239	760249	4-1-8	1	60	762136	4-8-1	1	60
700236	8-4-2-2-1	20	36	720244	8-1-2-4-2	5	36	760126	8-1-4	10	60	760249EX	10-6-1	1	239	762146	4-8-1	1	60
700239	4-1-2-2-8	5	36	720246	8-2-4-1-2	15	36	760126EX	10-1-6	1	239	760324	4-1-8	1	60	762224	8-1-4	1	60
700244	2-8-2-4-1	5	36	720249	8-2-2-4-1	5	36	760129	8-4-1	1	60	760324EX	1-6-10	1	239	762226	8-4-1	1	60
700246	1-8-2-2-4	20	36	725124	8-1-4	10	36	760129EX	6-1-10	1	239	760326	8-1-4	1	60	762236	4-8-1	1	60
700249	2-1-4-8-2	5	36	725126	1-4-8	10	36	760134	8-4-1	1	60	760326EX	6-10-1	1	239	762246	8-1-4	1	60
705124	4-1-8	10	36	725136	4-8-1	10	36	760134EX	6-10-1	1	239	760329	4-8-1	1	60	762336	1-8-4	1	60
705126	8-4-1	10	36	725146	4-8-1	10	36	760136	1-4-8	10	60	760329EX	1-6-10	1	239	762346	1-8-4	1	60
705136	8-1-4	10	36	725226	4-1-8	5	36	760136EX	1-6-10	1	239	760334	8-1-4	1	60	762436	1-4-8	1	60
705146	8-1-4	10	36	725236	8-4-1	5	36	760137	1-4-8	1	60	760334EX	6-1-10	1	239	762446	8-1-4	1	60
705226	4-1-8	5	36	725246	4-8-1	5	36	760137EX	6-1-10	1	239	760336	4-1-8	1	60	763124	1-8-4	1	60
705236	1-8-4	5	36	730124	1-4-8	10	37	760139	4-1-8	1	60	760336EX	1-10-6	1	239	763126	1-8-4	1	60
705246	4-8-1	5	36	730126	4-8-1	20	37	760139EX	6-1-10	1	239	760337	8-4-1	1	60	763136	8-4-1	1	60
710124	4-1-8	10	37	730136	1-4-8	15	37	760144	1-8-4	1	60	760337EX	10-1-6	1	239	763146	4-1-8	1	60
710126	8-1-4	30	37	730146	4-1-8	15	37	760144EX	6-1-10	1	239	760339	8-1-4	1	60	763224	4-1-8	1	60
710136	4-8-1	20	37	730224	1-8-4	6	37	760146	8-1-4	10	60	760339EX	10-1-6	1	239	763226	4-8-1	1	60
710146	1-8-4	15	37	730226	1-4-8	6	37	760146EX	1-10-6	1	239	760344	8-1-4	1	60	763236	4-8-1	1	60
710156	1-4	1	37	730236	8-1-4	10	37	760147	1-4-8	1	60	760344EX	1-10-6	1	239	763246	8-1-4	1	60
710166	4-1	1	37	730246	8-1-4	10	37	760147EX	1-6-10	1	239	760346	4-1-8	1	60	763336	4-8-1	1	60
710224	1-8-4	6	37	730326	4-8-1	2	37	760149	1-8-4	1	60	760346EX	10-6-1	1	239	763346	8-1-4	1	60
710226	1-8-4	6	37	730336	1-4-8	5	37	760149EX	6-10-1	1	239	760347	1-4-8	1	60	763436	8-4-1	1	60
710236	1-4-8	15	37	730346	4-8-1	5	37	760224	1-8-4	1	60	760347EX	6-10-1	1	239	763446	8-1-4	1	60
710246	4-1-8	10	37	740001	4-1	10	38	760224EX	6-1-10	1	239	760349	4-1-8	1	60	766124	1-4-8	1	60
710256	1-4	1	37	740002	4-1	10	38	760226	1-8-4	1	60	760349EX	1-10-6	1	239	766126	8-4-1	1	60
710266	1-4	1	37	740003	1-4	10	38	760226EX	6-1-10	1	239	760434	8-1-4	1	60	766136	4-1-8	1	60
710326	4-8-1	2	37	740101	1-4	10	38	760229	4-8-1	1	60	760436	8-4-1	1	60	766146	1-8-4	1	60
710336	8-4-1	5	37	750530	1-8	1	70-140	760229EX	10-1-6	1	239	760437	4-8-1	1	60	766224	1-4-8	1	60
710346	1-4-8	5	37	750550	8-1	1	70-140	760233	4-1-8	1	60-290	760439	8-4-1	1	60	766226	4-8-1	1	60
720124	8-2-2-4-1	5	36	750650	1-8	1	70-140	760234	4-8-1	1	60	760444	1-8-4	1	60	766236	1-8-4	1	60
720126	1-4-8-2-2	30	36	750750	8-1	1	70-140	760234EX	6-10-1	1	239	760446	4-8-1	1	60	766246	1-4-8	1	60
720129	1-8-2-2-4	5	36	751530	8-1	1	70	760236	1-8-4	5	60	760447	1-8-4	1	60	766336	8-4-1	1	60
720134	2-8-2-1-4	5	36	751550	8-1	1	70	760236EX	6-10-1	1	239	760449	1-4-8	1	60	766346	1-4-8	1	60
720136	8-2-2-4-1	20	36	751650	8-1	1	70	760237	1-4-8	1	60	760530	1-8	1	70	766436	4-1-8	1	60
720139	4-1-8-2-2	5	36	751750	8-1	1	70	760237EX	6-1-10	1	239	760550	8-1	1	70	766446	1-4-8	1	60
720144	1-4-8-2-2	5	36	752126	1-4	1	38	760239	8-1-4	1	60	760650	8-1	1	70	769120	1-4	1	61
720146	8-1-2-2-4	20	36	752136	4-1	1	38	760239EX	10-1-6	1	239	760750	8-1	1	70	769121	1-4	1	61
720149	2-8-4-1-2	5	36	752146	4-1	1	38	760244	4-8-1	1	60	761530	8-1	1	70	769122	1-4	1	61
720224	1-4-8-2-2	5	36	753126	1-4	1	38	760244EX	6-1-10	1	239	761550	1-8	1	70	769123	1-4	1	61
720226	4-1-2-2-8	5	36	753136	1-4	1	38	760246	1-4-8	5	60	761650	1-8	1	70	769124	4-8-1	1	61
720229	8-4-2-1-2	5	36	753146	1-4	1	38	760246EX	10-6-1	1	239	761750	1-8	1	70	769126	4-1-8	1	61
720234	1-4-2-8-2	5	36	753236	4-1	1	38	760247	8-1-4	1	60	762124	8-4-1	1	60	769127	8-4-1	1	61
720236	2-8-4-2-1	15	36	760124	4-1-8	1	60	760247EX	10-6-1	1	239	762126	1-8-4	1	60	769128	4-1	1	61



Palazzoli code	Marks	Pack Qty	Catalogue page	Palazzoli code	Marks	Pack Qty	Catalogue page	Palazzoli code	Marks	Pack Qty	Catalogue page	Palazzoli code	Marks	Pack Qty	Catalogue page	Palazzoli code	Marks	Pack Qty	Catalogue page
769129	8-1-4	1	61	769243	4-8-1	1	61	769429	4-8-1	1	61	770249	1-4-8	1	62	772249	4-8-1	1	62
769130	1-4	1	61	769244	8-4-1	1	61	769430	4-8-1	1	61	770324	1-4-8	1	62	772324	8-1-4	1	62
769131	4-1-8	1	61	769245	8-4-1	1	61	769431	8-4-1	1	61	770326	8-4-1	1	62	772326	8-4-1	1	62
769132	1-4	1	61	769246	1-8-4	1	61	769432	8-1-4	1	61	770329	1-8-4	1	62	772329	4-8-1	1	62
769133	4-1-8	1	61	769247	4-1-8	1	61	769433	8-1-4	1	61	770334	4-1-8	1	62	772334	4-1-8	1	62
769134	8-4-1	1	61	769249	4-1-8	1	61	769434	8-1-4	1	61	770336	4-8-1	1	62	772336	8-1-4	1	62
769135	4-1-8	1	61	769320	1-4	1	61	769435	1-8-4	1	61	770337	1-8-4	1	62	772337	8-1-4	1	62
769136	4-8-1	1	61	769321	1-4	1	61	769436	4-8-1	1	61	770339	4-8-1	1	62	772339	1-4-8	1	62
769137	8-4-1	1	61	769322	1-4	1	61	769437	8-4-1	1	61	770344	4-1-8	1	62	772344	1-8-4	1	62
769138	4-1	1	61	769323	4-1	1	61	769438	8-4-1	1	61	770346	8-4-1	1	62	772346	8-4-1	1	62
769139	8-4-1	1	61	769324	4-8-1	1	61	769439	1-4-8	1	61	770347	4-1-8	1	62	772347	4-8-1	1	62
769140	1-4	1	61	769326	1-4-8	1	61	769440	1-4-8	1	61	770349	1-8-4	1	62	772349	8-1-4	1	62
769141	8-1-4	1	61	769327	4-1-8	1	61	769441	4-1-8	1	61	770434	1-8-4	1	62	772434	8-1-4	1	62
769142	1-4	1	61	769328	1-4	1	61	769442	4-1-8	1	61	770436	4-8-1	1	62	772436	1-8-4	1	62
769143	8-4-1	1	61	769329	4-8-1	1	61	769443	1-4-8	1	61	770437	8-4-1	1	62	772437	1-8-4	1	62
769144	8-4-1	1	61	769330	1-4	1	61	769444	1-8-4	1	61	770439	4-8-1	1	62	772439	4-1-8	1	62
769145	1-8-4	1	61	769331	8-4-1	1	61	769445	4-8-1	1	61	770444	8-1-4	1	62	772444	1-8-4	1	62
769146	8-1-4	1	61	769332	1-4	1	61	769446	4-8-1	1	61	770446	8-1-4	1	62	772446	1-8-4	1	62
769147	1-8-4	1	61	769333	1-8-4	1	61	769447	8-1-4	1	61	770447	8-1-4	1	62	772447	8-1-4	1	62
769149	8-4-1	1	61	769334	4-1-8	1	61	769449	1-8-4	1	61	770449	8-4-1	1	62	772449	1-4-8	1	62
769220	1-4	1	61	769335	1-4-8	1	61	770124	8-4-1	1	62	772124	4-8-1	1	62	773124	8-4-1	1	63
769221	4-1	1	61	769336	4-8-1	1	61	770126	4-1-8	10	62	772126	4-1-8	10	62	773126	4-1-8	10	63
769222	4-1	1	61	769337	1-8-4	1	61	770129	8-4-1	1	62	772129	8-1-4	1	62	773129	4-1-8	1	63
769223	4-1	1	61	769338	1-4	1	61	770134	1-8-4	1	62	772134	1-8-4	1	62	773134	4-8-1	1	63
769224	8-1-4	1	61	769339	4-8-1	1	61	770136	4-1-8	10	62	772136	4-1-8	1	62	773136	8-4-1	1	63
769226	1-4-8	1	61	769340	1-4	1	61	770137	8-4-1	1	62	772137	8-4-1	1	62	773137	8-1-4	1	63
769227	4-8-1	1	61	769341	4-1-8	1	61	770139	4-8-1	1	62	772139	4-8-1	1	62	773139	4-8-1	1	63
769228	4-1	1	61	769342	4-1	1	61	770144	8-4-1	1	62	772144	4-1-8	1	62	773144	1-8-4	1	63
769229	8-1-4	1	61	769343	4-1-8	1	61	770146	8-1-4	10	62	772146	8-4-1	1	62	773146	4-8-1	1	63
769230	1-4	1	61	769344	8-1-4	1	61	770147	1-8-4	1	62	772147	1-8-4	1	62	773147	8-4-1	1	63
769231	8-1-4	1	61	769345	1-8-4	1	61	770149	1-4-8	1	62	772149	8-1-4	1	62	773149	4-8-1	1	63
769232	1-4	1	61	769346	8-4-1	1	61	770224	1-4-8	1	62	772224	1-4-8	1	62	773224	4-8-1	1	63
769233	8-4-1	1	61	769347	8-1-4	1	61	770226	8-4-1	1	62	772226	8-1-4	1	62	773226	4-1-8	1	63
769234	4-8-1	1	61	769349	8-4-1	1	61	770229	1-4-8	1	62	772229	4-8-1	1	62	773229	4-8-1	1	63
769235	1-8-4	1	61	769420	8-1-4	1	61	770233	1-4	1	62-290	772233	1-4-8	1	62-290	773233	4-8-1	1	63
769236	8-4-1	1	61	769421	4-8-1	1	61	770234	1-8-4	1	62	772234	8-4-1	1	62	773234	8-1-4	1	63
769237	8-1-4	1	61	769422	1-8-4	1	61	770236	1-4-8	5	62	772236	4-1-8	1	62	773236	8-1-4	1	63
769238	4-1	1	61	769423	4-1-8	1	61	770237	8-1-4	1	62	772237	1-8-4	1	62	773237	4-1-8	1	63
769239	8-1-4	1	61	769424	4-1-8	1	61	770239	8-1-4	1	62	772239	1-4-8	1	62	773239	8-4-1	1	63
769240	1-4	1	61	769426	4-8-1	1	61	770244	1-8-4	1	62	772244	1-8-4	1	62	773244	1-4-8	1	63
769241	4-1-8	1	61	769427	4-8-1	1	61	770246	1-8-4	5	62	772246	4-1-8	1	62	773246	1-8-4	1	63
769242	1-4	1	61	769428	8-4-1	1	61	770247	1-8-4	1	62	772247	1-4-8	1	62	773247	8-1-4	1	63

Certifications and marking of Palazzoli codes are in continuous development. Please visit the www.palazzoli.com website to view any updates.



Palazzoli code	Marks	Pack Qty	Catalogue page	Palazzoli code	Marks	Pack Qty	Catalogue page	Palazzoli code	Marks	Pack Qty	Catalogue page	Palazzoli code	Marks	Pack Qty	Catalogue page	Palazzoli code	Marks	Pack Qty	Catalogue page
773249	8-1-4	1	63	776249	4-1-8	1	63	779143	1-8-4	1	64	779329	1-4-8	1	64	779443	8-1-4	1	64
773324	4-8-1	1	63	776324	8-4-1	1	63	779144	4-1-8	1	64	779330	4-1	1	64	779444	1-4-8	1	64
773326	1-8-4	1	63	776326	1-8-4	1	63	779145	4-8-1	1	64	779331	4-8-1	1	64	779445	8-4-1	1	64
773329	4-8-1	1	63	776329	8-1-4	1	63	779146	1-8-4	1	64	779332	4-1	1	64	779446	1-8-4	1	64
773334	1-4-8	1	63	776334	4-8-1	1	63	779147	4-1-8	1	64	779333	8-1-4	1	64	779447	4-1-8	1	64
773336	1-4-8	1	63	776336	1-4-8	1	63	779149	4-1-8	1	64	779334	8-4-1	1	64	779449	8-1-4	1	64
773337	1-4-8	1	63	776337	4-1-8	1	63	779220	1-4	1	64	779335	4-8-1	1	64	791002		5	151
773339	4-1-8	1	63	776339	1-4-8	1	63	779221	4-1	1	64	779336	4-8-1	1	64	791207		1	151
773344	8-1-4	1	63	776344	8-1-4	1	63	779222	1-4	1	64	779337	1-4-8	1	64	791208		1	151
773346	4-8-1	1	63	776346	8-1-4	1	63	779223	1-4	1	64	779338	1-4	1	64	791209		1	151
773347	4-1-8	1	63	776347	1-8-4	1	63	779224	1-8-4	1	64	779339	1-8-4	1	64	791210		1	151
773349	1-4-8	1	63	776349	1-4-8	1	63	779226	1-8-4	1	64	779340	4-1	1	64	791234		5	151
773434	8-4-1	1	63	776434	4-1-8	1	63	779227	4-1-8	1	64	779341	4-1-8	1	64	791236		1	151
773436	1-4-8	1	63	776436	4-1-8	1	63	779228	1-4	1	64	779342	4-1	1	64	8			
773437	1-4-8	1	63	776437	8-4-1	1	63	779229	1-4-8	1	64	779343	4-8-1	1	64	800061	4-8-1	6	202
773439	4-1-8	1	63	776439	8-4-1	1	63	779230	1-4	1	64	779344	8-4-1	1	64	800062	1-4-8	6	202
773444	1-4-8	1	63	776444	4-8-1	1	63	779231	8-1-4	1	64	779345	8-4-1	1	64	800063	8-1-4	6	202
773446	1-8-4	1	63	776446	1-4-8	1	63	779232	1-4	1	64	779346	4-8-1	1	64	800064	8-1-4	6	202
773447	1-4-8	1	63	776447	8-1-4	1	63	779233	8-1-4	1	64	779347	4-8-1	1	64	800071	1-4-8	1	206
773449	1-4-8	1	63	776449	1-4-8	1	63	779234	1-4-8	1	64	779349	4-8-1	1	64	800072	4-1-8	1	206
776124	8-1-4	1	63	779120	1-4	1	64	779235	1-4-8	1	64	779420	8-4-1	1	64	800073	4-8-1	1	206
776126	8-1-4	1	63	779121	1-4	1	64	779236	8-1-4	1	64	779421	8-4-1	1	64	800074	8-4-1	1	206
776129	8-4-1	1	63	779122	4-1	1	64	779237	4-8-1	1	64	779422	1-4-8	1	64	800091		10	432
776134	1-4-8	1	63	779123	1-4	1	64	779238	1-4	1	64	779423	4-1-8	1	64	800092		10	432
776136	8-4-1	1	63	779124	8-1-4	1	64	779239	1-4-8	1	64	779424	1-4-8	1	64	800093		10	432
776137	8-4-1	1	63	779126	8-4-1	1	64	779240	4-1	1	64	779426	8-1-4	1	64	800094		10	432
776139	1-8-4	1	63	779127	8-4-1	1	64	779241	1-4-8	1	64	779427	1-8-4	1	64	800121	1-4	1	209
776144	8-1-4	1	63	779128	1-4	1	64	779242	1-4	1	64	779428	8-1-4	1	64	800122	4-1	1	209
776146	8-1-4	1	63	779129	4-1-8	1	64	779243	8-1-4	1	64	779429	4-1-8	1	64	800123	1-4	1	209
776147	1-8-4	1	63	779130	4-1	1	64	779244	1-4-8	1	64	779430	1-4-8	1	64	810020	1-4-12-5	1	333
776149	8-4-1	1	63	779131	4-8-1	1	64	779245	4-1-8	1	64	779431	8-4-1	1	64	810020HT	12-4-5-1	1	333
776224	8-4-1	1	63	779132	1-4	1	64	779246	8-4-1	1	64	779432	8-4-1	1	64	810021	12-5-4-1	1	333
776226	8-1-4	1	63	779133	4-8-1	1	64	779247	8-1-4	1	64	779433	8-1-4	1	64	810021HT	5-4-12-1	1	333
776229	8-4-1	1	63	779134	8-1-4	1	64	779249	1-4-8	1	64	779434	8-4-1	1	64	810022	4-5-12-1	1	333
776233	1-4-8	1	63	779135	8-4-1	1	64	779320	1-4	1	64	779435	1-8-4	1	64	810050	5-4-12-1	1	333
776234	4-1-8	1	63	779136	8-1-4	1	64	779321	4-1	1	64	779436	1-8-4	1	64	810050HT	12-5-4-1	1	333
776236	1-8-4	1	63	779137	8-1-4	1	64	779322	1-4	1	64	779437	4-8-1	1	64	810051	12-5-1-4	1	333
776237	1-4-8	1	63	779138	1-4	1	64	779323	1-4	1	64	779438	8-1-4	1	64	810051HT	5-12-1-4	1	333
776239	1-4-8	1	63	779139	4-8-1	1	64	779324	4-1-8	1	64	779439	4-1-8	1	64	810052	5-4-1-12	1	333
776244	8-1-4	1	63	779140	4-1	1	64	779326	8-4-1	1	64	779440	1-4-8	1	64	810060		1	359
776246	8-1-4	1	63	779141	1-8-4	1	64	779327	1-4-8	1	64	779441	1-8-4	1	64	810071	1-4	1	358
776247	8-1-4	1	63	779142	1-4	1	64	779328	1-4	1	64	779442	4-8-1	1	64	810080	1-4-5-12	1	333



Palazzoli code	Marks	Pack Qty	Catalogue page	Palazzoli code	Marks	Pack Qty	Catalogue page	Palazzoli code	Marks	Pack Qty	Catalogue page	Palazzoli code	Marks	Pack Qty	Catalogue page	Palazzoli code	Marks	Pack Qty	Catalogue page
810080HT	5-1-4-12	1	333	810451HT	4-1	1	331	811506	1-4	1	409	811944		1	411	812940M		1	411
810081	1-12-4-5	1	333	810452DA	1-4	1	331	811508	1-4	1	409	811945		1	411	812941L		1	411
810081HT	4-5-12-1	1	333	810453DA	1-5-4	1	331	811509	5-4-1	1	409	811946		1	411	812941M		1	411
810082	5-1-12-4	1	333	810460DA	1-4	1	331	811512	1-5-4	1	409	811947		1	411	812942L		1	411
810090	12-5-4-1	1	333	810460EX	1-6-10	1	389	811514	4-1	1	409	811948		1	411	812942M		1	411
810090HT	1-4-5-12	1	333	810460HT	1-4	1	331	811515	1-5-4	1	409	812060		1	359	812943L		1	411
810091	5-1-4-12	1	333	810461DA	1-4	1	331	811900		1	410	812071	4-1	1	358	812943M		1	411
810091HT	12-4-5-1	1	333	810461EX	1-6-10	1	389	811901		1	410	812100		1	359	812944L		1	411
810092	1-4-5-12	1	333	810461HT	1-4	1	331	811902		1	410	812171	4-1	1	358	812944M		1	411
810100		1	359	810462DA	4-5-1	1	331	811903		1	410	812200		1	359	812945L		1	411
810120	1-4-5-12	1	333	810463DA	1-5-4	1	331	811904		1	410	812271	1-4	1	358	812945M		1	411
810150	4-1-5-12	1	333	810630DA	5-4-1	1	331	811905		1	410	812418	1-5	1	409	812946L		1	411
810171	1-4	1	358	810631DA	5-4-1	1	331	811906		1	410-410	812424	1-5	1	409	812946M		1	411
810180	12-1-4	1	333	810640DA	1-4-5	1	331	811908		1	307-317-369-375	812430	1-5	1	409	812947L		1	411
810190	4-1-12	1	333	810641DA	4-1-5	1	331	811911		1	307-369-375	812436	1-5	1	410	812947M		1	411
810200		1	359	810650DA	5-1-4	1	331	811912		1	307-369-375	812442	5-1	1	410	812948L		1	411
810226	12-5-4-1	1	317	810651DA	4-1-5	1	331	811914		1	307-369-375	812448	1-5	1	410	812948M		1	411
810256	12-1-4-5	1	317	810660DA	1-4-5	1	331	811916		1	340-385	812518	4-5-1	1	409	812988	1-4	1	358
810271	4-1	1	358	810661DA	1-4-5	1	331	811919		1	340-385	812524	5-1-4	1	409	813001	1	1	420
810286	4-12-5-1	1	317	810991	1-4	1	334	811920		1	340-385	812530	5-4-1	1	409	813060		1	359
810296	5-1-12-4	1	317	810992	1-4	1	334	811921		1	340-385	812536	5-1-4	1	410	813071	1-4	1	358
810430DA	5-1-4	1	331	810993		1	317-317	811923	4-1	1	340	812542	1-5-4	1	410	813100		1	359
810430EX	1-10-6	1	389	810994		1	334-389	811924	1-4	1	340	812548	1-4-5	1	410	813101		1	420
810430HT	1-4-5	1	331	810995		1	334-389	811925		1	410	812931L		1	411	813171	1-4	1	358
810431DA	5-1-4	1	331	810996		1	334-389	811926		1	410	812931M		1	411	813200		1	359
810431EX	10-1-6	1	389	810997		1	334-389	811927		1	410	812932L		1	411	813271	1-4	1	358
810431HT	1-5-4	1	331	810998		1	334-389	811928		1	410	812932M		1	411	814052		1	358-425
810432DA	1-5-4	1	331	810999		1	334-389	811929		1	410	812933L		1	411	815161		1	425
810433DA	5-4-1	1	331	811060		1	359	811930		1	410	812933M		1	411	817021EX		1	369
810440DA	4-5-1	1	331	811071	4-1	1	358	811931		1	411	812934L		1	411	817022EX		1	369
810440EX	6-10-1	1	389	811100		1	359	811932		1	411	812934M		1	411	817023EX		1	369
810440HT	4-1-5	1	331	811171	1-4	1	358	811933		1	411	812935L		1	411	817024EX		1	369
810441DA	1-4-5	1	331	811200		1	359	811934		1	411	812935M		1	411	817031EX		1	385
810441EX	6-10-1	1	389	811271	4-1	1	358	811935		1	411	812936L		1	411	817032EX		1	385
810441HT	4-5-1	1	331	811404	5-1	1	409	811936		1	411	812936M		1	411	817033EX		1	385
810442DA	5-4-1	1	331	811406	1-5	1	409	811937		1	411	812937L		1	411	817034EX		1	385
810443DA	1-4-5	1	331	811408	5-1	1	409	811938		1	411	812937M		1	411	817221EX		1	369
810450DA	4-1	1	331	811409	1	1	409	811939		1	411	812938L		1	411	817222EX		1	369
810450EX	10-6-1	1	389	811412	1-5	1	409	811940		1	411	812938M		1	411	817223EX		1	369
810450HT	1-4	1	331	811414	5-1	1	409	811941		1	411	812939L		1	411	817224EX		1	369
810451DA	1-4	1	331	811415	1	1	409	811942		1	411	812939M		1	411	817304	12-5-1-4	1	339
810451EX	1-6-10	1	389	811504	1-4	1	409	811943		1	411	812940L		1	411	817304DA	1-4-12-5	1	339

Certifications and marking of Palazzoli codes are in continuous development. Please visit the www.palazzoli.com website to view any updates.



Palazzoli code	Marks	Pack Qty	Catalogue page	Palazzoli code	Marks	Pack Qty	Catalogue page	Palazzoli code	Marks	Pack Qty	Catalogue page	Palazzoli code	Marks	Pack Qty	Catalogue page	Palazzoli code	Marks	Pack Qty	Catalogue page
817304HT	5-12-4-1	1	339	817512	1-4-12-5	1	339	819340DA	4-5-1	1	346	821180	12-4-1	1	323	821583	1-4-12	1	325
817305	12-1-4-5	1	339	817516	12-5-4-1	1	339	819348DA	5-4-1	1	346	821182	12-5-4-1	1	323	821670EX	6-10-1	1	381
817308	1-4-12-5	1	339	817520	4-1-12-5	1	339	819428HT	1-4-5	1	345	821183	1-12-4	1	323	821672EX	10-1-6	1	381
817308DA	4-12-5-1	1	339	817524	5-12-4-1	1	339	819432HT	4-1-5	1	345	821184	4-1-7	1	326-355	821673EX	10-1-6	1	381
817308HT	5-1-4-12	1	339	818021EX		1	373	819440HT	5-1-4	1	346	821190EX	6-1-10	1	383	821770EX	10-1-6	1	381
817309	12-1-5-4	1	339	818022EX		1	373	819448HT	4-1-5	1	346	821192EX	6-10-1	1	383	821772EX	10-6-1	1	381
817312	12-1-5-4	1	339	818023EX		1	373	819528DA	5-4-1	1	345	821193EX	6-1-10	1	383	821773EX	6-1-10	1	381
817312DA	12-1-4-5	1	339	818024EX		1	373	819528VHT	1-4	1	345	821270EX	1-6-10	1	381	822131	1-4	1	355
817312HT	5-12-4-1	1	339	818031EX		1	387	819532DA	5-1-4	1	345	821272EX	10-6-1	1	381	822131EX	1-10-6	1	393
817313	4-5-12-1	1	339	818032EX		1	387	819532VHT	1-4	1	345	821273EX	10-1-6	1	381	822132	4-1	1	355
817316	4-1-5-12	1	339	818033EX		1	387	819540DA	4-1-5	1	346	821280	1-12-4	1	323	822132EX	10-1-6	1	393
817316DA	12-1-5-4	1	339	818034EX		1	387	819540VHT	4-1	1	346	821282	12-5-1-4	1	323	822181EX	6-10-1-10	1	391
817316HT	5-4-1-12	1	339	818221EX		1	373	819548DA	1-5-4	1	346	821283	4-12-1	1	323	822182	1-4-12-5	1	323
817317	12-4-5-1	1	339	818222EX		1	373	819548VHT	4-1	1	346	821290EX	1-10-6	1	383	822182EX	10-6-1-10	1	391
817320	4-5-1-12	1	339	818223EX		1	373	819994		1	347-387	821292EX	1-6-10	1	383	822211	1	1	355
817320DA	5-4-12-1	1	339	818224EX		1	373	819995		1	347	821293EX	1-6-10	1	383	822231	4-1	1	355
817320HT	1-5-4-12	1	339	818990		1	315-373-377	819996		1	347	821372EX	10-1-6	1	381	82231EX	6-1-10	1	393
817321	12-1-5-4	1	339	818991		1	315-373-377	819997		1	347	821380	12-1-4	1	325	82232	4-1	1	355
817324	1-12-4-5	1	339	818992		1	315-373-377	820000		1	355-393	821382	12-1-5-4	1	324	82232EX	10-1-6	1	393
817324DA	1-5-4-12	1	339	818993		1	315	820001		1	355-393	821382DA	12-1-4-5	1	324	822281EX	1-10-6-10	1	391
817324HT	1-12-4-5	1	339	819001		1	435	820002		1	355	821382HT	4-1-12-5	1	325	822282	1-4-12-5	1	323
817325	4-1-5-12	1	339	819012		1	359-425	820003		1	355	821383	1-12-4	1	325	822282EX	10-10-1-6	1	391
817354	5-12-4-1	1	339	819015		1	359	820006		1	355-393	821384	4-1-7	1	326-355	822382	1-5-12-4	1	324
817358	12-5-4-1	1	339	819017		1	359	820007		1	419-423	821390EX	10-6-1	1	383	822482	4-5-1-12	1	324
817362	1-5-12-4	1	339	819018		1	359	820010		1	326-391	821392EX	10-6-1	1	383	822582	4-5-1-12	1	324
817366	12-1-5-4	1	339	819019		1	359	820011		1	326-391	821393EX	10-1-6	1	383	822962	4-1	1	355
817370	1-5-4-12	1	339	819020		1	359	820016		1	326-391	821470EX	6-1-10	1	381	825132	4-1	1	355
817374	5-12-4-1	1	339	819022		1	359-426	820017		1	326-391	821472EX	1-6-10	1	381	825211	1	1	355
817404	12-1-4-5	1	339	819030		5	359-426	820018		1	326-391	821473EX	10-6-1	1	381	825232	4-1	1	355
817408	12-1-5-4	1	339	819040		1	435	820019		1	326-391	821480	4-1-12	1	325	825382	5-4-1-12	1	325
817412	4-1-5-12	1	339	819055		20	434	820020		1	434	821482	5-4-12-1	1	324	825482	12-1-4-5	1	325
817416	4-5-1-12	1	339	819056		10	434	820021		1	434	821482DA	12-1-4-5	1	324	825582	4-1-5-12	1	325
817420	12-5-4-1	1	339	819112		1	359	820022		1	434	821482HT	12-4-5-1	1	325	826182	1-4-5-12	1	323
817424	12-5-1-4	1	339	819120		1	359	820030		1	434	821483	4-12-1	1	325	826282	4-5-1-12	1	323
817454	1-4-12-5	1	339	819130		5	359-426	820031		1	434	821490EX	6-1-10	1	383	826380	1-4-12	1	325
817458	1-4-5-12	1	339	819140		1	435	820032		1	434	821492EX	6-1-10	1	383	826382	4-1-12-5	1	324
817462	12-4-1-5	1	339	819160		1	435	820382	4-1-5-12	1	325	821493EX	6-10-1	1	383	826382DA	12-1-4-5	1	324
817466	12-1-4-5	1	339	819212		1	359	820392EX	6-10-1	1	383	821572EX	10-1-6	1	381	826382HT	5-1-4-12	1	325
817470	1-4-12-5	1	339	819220		1	359	820482	1-5-12-4	1	325	821580	1-4-12	1	325	826383	12-4-1	1	325
817474	12-4-1-5	1	339	819230		5	359-426	820492EX	6-10-1	1	383	821582	12-1-4-5	1	324	826480	12-4-1	1	325
817504	1-5-4-12	1	339	819328DA	1-5-4	1	345	820582	1-4-12-5	1	325	821582DA	5-12-1-4	1	324	826482	12-4-1-5	1	324
817508	5-1-4-12	1	339	819332DA	4-1-5	1	345	821172EX	1-10-6	1	381	821582HT	1-12-4-5	1	325	826482DA	12-5-1-4	1	324

Marks: 1=CE CE 2=IMQ 3=RR.i.n.a. 4=UKCA 5=ENEC 6=CEX 7=DEKRA 8=RETIE 9=KEMA 10=EX 11=SIHsrail 12=EAC



Palazzoli code	Marks	Pack Qty	Catalogue page	Palazzoli code	Marks	Pack Qty	Catalogue page	Palazzoli code	Marks	Pack Qty	Catalogue page	Palazzoli code	Marks	Pack Qty	Catalogue page	Palazzoli code	Marks	Pack Qty	Catalogue page
826482HT	12-4-5-1	1	325	831091	4-7-1	1	357	833330MV	4-1	1	404	834320	1-4	1	404	836002		1	351
826483	12-1-4	1	325	831092	1-4-7	1	357	833331MV	1-4	1	404	834320MV	4-1	1	404	836101		1	353
826580	12-4-1	1	325	831095	1-4-7	1	357	833420MV	4-1	1	404	834321	1-4	1	404	836102		1	353
826582	4-1-5-12	1	324	831171	4-1-7	1	357	833421MV	4-1	1	404	834321MV	4-1	1	404	836103		1	353
826582DA	12-5-1-4	1	324	831172	1-7-4	1	357	833430MV	4-1	1	404	834330	1-4	1	404	837011	1-4	1	305
826582HT	1-4-5-12	1	325	831172EX	10-1	1	395	833431MV	1-4	1	404	834330MV	1-4	1	404	837012	4-1	1	305
826583	12-4-1	1	325	831175	4-7-1	1	357	833520MV	1-4	1	404	834331	1-4	1	404	837013	4-1	1	305
829001		1	413	831189		1	425	833521MV	1-4	1	404	834331MV	1-4	1	404	837021EX		1	375
829002		1	413	831191	7-1-4	1	357	833530MV	4-1	1	404	834410	4-1	1	404	837022EX		1	375
829003		1	413	831192	1-4-7	1	357	833531MV	4-1	1	404	834410MV	4-1	1	404	837023EX		1	375
829101		1	413	831195	7-1-4	1	357	833620MV	1-4	1	404	834411	4-1	1	404	837024	1-4	1	305
829102		1	413	831271	4-1-7	1	357	833621MV	1-4	1	404	834411MV	1-4	1	404	837024EX	1-10-6	1	375
829103		1	413	831272	4-7-1	1	357	833630MV	1-4	1	404	834420	4-1	1	404	837025	1-4	1	305
829110	1-4	1	413	831272EX	1-10	1	395	833631MV	4-1	1	404	834420MV	1-4	1	404	837111	4-1	1	305
829120	1-4	1	413	831275	4-1-7	1	357	834110	4-1	1	403	834421	1-4	1	404	837112	4-1	1	305
829130	1-4	1	413	831289		1	425	834110MV	4-1	1	403	834421MV	4-1	1	404	837113	4-1	1	305
829201		1	413	831291	4-7-1	1	357	834111	4-1	1	403	834430	4-1	1	404	837124	4-1	1	305
829202		1	413	831292	7-4-1	1	357	834111MV	4-1	1	403	834430MV	4-1	1	404	837125	4-1	1	305
829203		1	413	831295	4-7-1	1	357	834120	4-1	1	403	834431	1-4	1	404	837211	4-1	1	305
829211		1	413	831512		1	434	834120MV	4-1	1	403	834431MV	1-4	1	404	837212	4-1	1	305
829212		1	413	831513		1	306	834121	4-1	1	403	834510	1-4	1	404	837213	4-1	1	305
829221		1	413	831527		1	425	834121MV	1-4	1	403	834510MV	4-1	1	404	837221EX		1	375
829222		1	413	831540		1	434	834130	4-1	1	403	834511	1-4	1	404	837222EX		1	375
829231		1	413	831612		1	434	834130MV	4-1	1	403	834511MV	1-4	1	404	837223EX		1	375
829232		1	413	831627		1	425	834131	1-4	1	403	834520	4-1	1	404	837224	4-1	1	305
829233		1	413	831640		1	434-435	834131MV	1-4	1	403	834520MV	4-1	1	404	837224EX		1	375
829311		1	413	831712		1	434	834210	1-4	1	403	834521	4-1	1	404	837225	1-4	1	305
829312		1	413	831727		1	425	834210MV	4-1	1	403	834521MV	1-4	1	404	837311	4-1	1	306
829321		1	413	831740		1	434	834211	4-1	1	403	834530	4-1	1	404	837312	1-4	1	306
829322		1	413	831914	1-4	1	357	834211MV	4-1	1	403	834530MV	4-1	1	404	837313	1-4	1	306
829331		1	413	831934	1-4	1	357	834220	1-4	1	403	834531	4-1	1	404	837324	1-4	1	306
829332		1	413	831954	1-4	1	357	834220MV	4-1	1	403	834531MV	4-1	1	404	837325	1-4	1	306
829333		1	413	833120MV	1-4	1	403	834221	4-1	1	403	834610MV	1-4	1	404	837411	1-4	1	306
830071	1-7-4	1	357	833121MV	1-4	1	403	834221MV	1-4	1	403	834611MV	1-4	1	404	837412	4-1	1	306
830072	4-7-1	1	357	833130MV	1-4	1	403	834230	4-1	1	403	834620MV	1-4	1	404	837413	1-4	1	306
830072EX	1-10	1	395	833131MV	1-4	1	403	834230MV	4-1	1	403	834621MV	1-4	1	404	837424	4-1	1	306
830512		1	434	833220MV	4-1	1	403	834231	1-4	1	403	834630MV	4-1	1	404	837425	1-4	1	306
831071	7-1-4	1	357	833221MV	1-4	1	403	834231MV	4-1	1	403	834631MV	4-1	1	404	837511	1-4	1	306
831072	7-4-1	1	357	833230MV	1-4	1	403	834310	4-1	1	404	834901		1	405	837512	1-4	1	306
831072EX	1-10	1	395	833231MV	1-4	1	403	834310MV	1-4	1	404	834902		1	405	837524	4-1	1	306
831075	1-7-4	1	357	833320MV	1-4	1	404	834311	1-4	1	404	834903		1	405	837525	4-1	1	306
831089		1	425	833321MV	4-1	1	404	834311MV	1-4	1	404	836001		1	351	837711	1-4	1	305

Certifications and marking of Palazzoli codes are in continuous development. Please visit the www.palazzoli.com website to view any updates.



Palazzoli code	Marks	Pack Qty	Catalogue page	Palazzoli code	Marks	Pack Qty	Catalogue page	Palazzoli code	Marks	Pack Qty	Catalogue page	Palazzoli code	Marks	Pack Qty	Catalogue page	Palazzoli code	Marks	Pack Qty	Catalogue page
837712	4-1	1	305	838536DA	4-1-5	1	311	842382	4-1-12-5	1	324	854121MV	1-4	1	403	879062	3-4-1	1	423
837713	4-1	1	305	838548DA	5-1-4	1	311	842482	12-4-1-5	1	324	854130MV	1-4	1	403	879462	4-1-3	1	423
837724	4-1	1	305	838560DA	4-1-5	1	312	842582	5-4-1-12	1	324	854131MV	4-1	1	403	879562	1-4-3	1	423
837725	1-4	1	305	838572DA	5-4-1	1	312	845382	12-5-4-1	1	325	854210MV	4-1	1	403	881062	4-1-3	1	423
838012DA	1-5-4	1	314	838596DA	1-5-4	1	313	845482	1-4-5-12	1	325	854211MV	1-4	1	403	881562	1-3-4	1	423
838014DA	1-5-4	1	314	838712DA	5-1-4	1	314	845582	12-1-4-5	1	325	854220MV	1-4	1	403	9			
838021EX		1	377	838714DA	1-5-4	1	314	846182	12-1-5-4	1	323	854221MV	4-1	1	403	900253	4-1	1	210
838022EX		1	377	838736DA	1-5-4	1	311	846282	4-5-12-1	1	323	854230MV	4-1	1	403	900259		1	432
838023EX		1	377	838748DA	5-1-4	1	311	846382	5-12-4-1	1	324	854231MV	4-1	1	403	900263	4-1	1	210
838024EX		1	377	838760DA	1-4-5	1	312	846482	4-1-12-5	1	324	854310MV	1-4	1	404	900269		1	432
838036DA	4-5-1	1	311	838772DA	4-1-5	1	312	846582	5-12-1-4	1	324	854311MV	4-1	1	404	900273	1-4	1	210
838048DA	5-1-4	1	311	838796DA	5-1-4	1	313	847132	4-1	1	355	854320MV	4-1	1	404	900279		1	432
838060DA	5-1-4	1	312	840382	4-1-12-5	1	325	847211	1	1	355	854321MV	1-4	1	404	900448		1	210
838072DA	5-4-1	1	312	840392EX	1-10-6	1	383	847232	4-1	1	355	854330MV	4-1	1	404	900449	1	1	261
838096DA	1-4-5	1	313	840482	5-1-12-4	1	325	849011	1-4	1	423	854331MV	1-4	1	404	900453	1-4	1	210
838112DA	4-5-1	1	314	840492EX	10-6-1	1	383	849062	1-3-4	1	423	854410MV	1-4	1	404	900453EX	10-6-1-8	1	261
838114DA	1-5-4	1	314	840582	12-5-1-4	1	325	849141	4-3-1	1	419	854411MV	4-1	1	404	900459		1	432
838136DA	1-4-5	1	311	841011	4-1	1	423	849142	1-4-3	1	419	854420MV	4-1	1	404	900463	4-1	1	210
838148DA	5-4-1	1	311	841040	1	1	420	849171	4-1	1	419	854421MV	1-4	1	404	900463EX	6-10-1-8	1	261
838160DA	1-5-4	1	312	841062	3-4-1	1	423	849172	1-4	1	419	854430MV	4-1	1	404	900469		1	432
838172DA	1-4-5	1	312	841141	4-1-3	1	419	849243	4-1-3	1	419	854431MV	4-1	1	404	900473	1-4	1	210
838196DA	1-5-4	1	313	841142	3-4-1	1	419	849273	4-1	1	419	854510MV	4-1	1	404	900473EX	8-10-6-1	1	261
838212DA	1-5-4	1	314	841171	1-4	1	419	849411	1-4	1	423	854511MV	1-4	1	404	900479		1	432
838214DA	1-5-4	1	314	841182	1-5-12-4	1	323	849462	4-1-3	1	423	854520MV	1-4	1	404				
838221EX		1	377	841192EX	10-1-6	1	383	849511	1-4	1	423	854521MV	4-1	1	404				
838222EX		1	377	841243	4-3-1	1	419	849562	4-3-1	1	423	854530MV	1-4	1	404				
838223EX		1	377	841273	4-1	1	419	850045		1	425	854531MV	1-4	1	404				
838224EX		1	377	841282	4-5-1-12	1	323	850050		1	426	854610MV	4-1	1	404				
838236DA	1-4-5	1	311	841292EX	6-1-10	1	383	850054		2	425	854611MV	1-4	1	404				
838248DA	4-1-5	1	311	841382	5-12-1-4	1	324	850060		1	359-425	854620MV	1-4	1	404				
838260DA	5-4-1	1	312	841392EX	10-6-1	1	383	850061		1	359-425	854621MV	4-1	1	404				
838272DA	4-1-5	1	312	841411	1-4	1	423	850062		1	359-425	854630MV	1-4	1	404				
838296DA	4-1-5	1	313	841462	1-3-4	1	423	850063		1	359-425	854631MV	1-4	1	404				
838312DA	5-4-1	1	314	841482	5-4-12-1	1	324	850064		1	359-425	859180		1	435				
838314DA	4-5-1	1	314	841492EX	6-10-1	1	383	850080		1	435	859188		10	435				
838336DA	1-4-5	1	311	841562	4-1-3	1	423	850090		1	426	859400		1	359-426				
838348DA	5-4-1	1	311	841582	1-4-5-12	1	324	850091		1	426	859412		1	357-425				
838360DA	4-5-1	1	312	842180	1-4	1	323	850143		1	425	878141	4-1-3	1	419				
838372DA	1-4-5	1	312	842182	1-12-4-5	1	323	850172		1	359-426	878142	3-4-1	1	419				
838396DA	1-4-5	1	313	842280	1-4	1	323	854110MV	4-1	1	403	878243	4-1-3	1	419				
838512DA	4-5-1	1	314	842282	12-5-4-1	1	323	854111MV	4-1	1	403	878741	1-4-3	1	419				
838514DA	1-4-5	1	314	842380	4-1	1	324	854120MV	4-1	1	403	878742	4-3-1	1	419				

GENERAL TERMS AND CONDITIONS OF SALE AND SUPPLY



To view the terms
and conditions
of the contracts
scan the QR code.



CONDITIONS OF SALE

GENERAL CONDITIONS OF SALE AND SUPPLY
Validity Ref. of Rev. 01/2020 from 20 July 2020

1. INTRODUCTION

Unless specifically waived in writing, these General Conditions of Sale and Supply (hereinafter "General Conditions") constitute an integral part of all sale and supply contracts entered into by Palazzoli S.p.A. (hereinafter "Palazzoli" or the "Company") and the Customer is considered to have accepted them through the Order Confirmation. All Palazzoli offers, order confirmations, deliveries and invoices are governed by these General Conditions, unless explicitly and specifically waived by Palazzoli in writing. The Customer is considered to have accepted these General Conditions even if they differ from any general or specific purchase conditions issued by the Customer itself, which shall in no way be binding on Palazzoli, unless the latter has specifically approved them in writing.

The General Conditions are published on the Palazzoli website (www.palazzoli.com) and can be consulted and printed by Customers at any time.

Through the Order Confirmation, Customer declares to have viewed and fully accepted the contents of these General Conditions.

Palazzoli may update, supplement and/or amend these Conditions at any time, giving written notice of any such changes on its website (www.palazzoli.com). Any such updates, amendments and/or supplements shall apply to supply and sale Orders received by Palazzoli on dates after that on which they were published on the website.

PALAZZOLI S.p.A.
Single-member company
Via F. Palazzoli, 31 - 25128 BRESCIA - ITALY
Tel +39 030.2015.1 - export@palazzoli.com
www.palazzoli.com
Single-member company subject
to coordination by LMH S.r.l.

Palazzoli

Tax code 04452750484
VAT 03316260177
Brescia Chamber of Commerce REA no. 356562
Brescia Register of Companies no. 04452750484
Mechanised processing code BS 058237
Share Capital 5,096,000 Euro fully paid-up
IQNET ISO 9001:2008



Ambassadors of Made in Italy

Customer focused operations

Smart engineering

Top Manufacture

Service excellence



Palazzoli S.p.A.

Via F. Palazzoli, 31 - 25128 Brescia - Italy

Tel. +39 030 2015.1

palazzoli.com



Palazzoli
SISTEMI ELETTRICI E LUCE D'AUTORE