TRASFORMATORI DI CORRENTE E TENSIONE, SHUNT E DIVISORI

Current & voltage transformers, shunts & voltage dividers



INDICE
Index

INFORMAZIONI GENERALI 11.04
General informations

T.A. DI MISURA Cl. 0,5 11.10
Measuring CTs

T.A. DI PRECISIONE Cl. 0,2 - 0,5S - 0,2S 11.50
High accuracy CTs

T.A. DI PROTEZIONE Cl. 5P5 - 5P10 - 5P15 - 5P20 11.77
Protection CTs

NEW!
T.A. CON CERTIFICAZIONE UL 11.99
UL certified CTs

NEW!
T.A. COMPLETAMENTE PERSONALIZZABILI 11.106
Fully customizable CTs

T.A. SOMMATORI e T.A. DI CORREZIONE RAPPORTO 11.108
Summing CTs and CT ratio correcting transformers

T.A. SATURABILI PER RELE' TERMICI 11.110
Saturable CTs for thermal relays

T.A. PER ELETTRONICA 11.111
CTs for electronic applications

T.V. DI MISURA Cl. 0,5 11.113
Measuring VTs

T.V. DI PRECISIONE Cl. 0,2 11.123
High accuracy VTs

T.V. DI PROTEZIONE Cl. 3P - 6P 11.129
Protection VTs

OPT
SOVRAPPREZZI PER ESECUZIONI SPECIALI 11.135
Special executions extraprices

DERIVATORI PER CORRENTE CONTINUA 11.136
Shunts

DIVISORI DI TENSIONE 11.139
Voltage dividers

INFORMAZIONI GENERALI

General informations

I trasformatori di corrente e tensione sono adatti all'utilizzo con strumenti di misura o dispositivi di protezione degli impianti. Hanno una tensione operativa standard di 0,72kV ed una frequenza di lavoro compresa tra 50 e 60Hz.
Le correnti primarie dei TA sono comprese tra 1A e 8.000A ed i secondari standard sono1A o 5A. Le tensioni primarie dei TV sono comprese tra 100:√3V e 1200V ed i secondari standard 100V o 100:√3V (altri valori a richiesta). I trasformatori di corrente e tensione sono progettati per installazioni all'interno di edifici e sono costruiti in classe termica E (a richiesta sono fornibili anche con classi termiche più elevate). I trasformatori possono essere montati in qualsiasi posizione, direttamente sulla barra o sul cavo primario, su guida DIN o con piedini di fissaggio, vedere pag. 11.06.
Sono disponibili, a richiesta, coprimorsetti di protezione montabili a scatto sul trasformatore per la maggioranza dei modelli (negli altri casi il fissaggio è a vite, vedere pag. 11.07).
– I trasformatori vengono forniti in imballo singolo contenente anche gli accessori di cablaggio e fissaggio.
– A richiesta sono realizzabili trasformatori con prestazioni superiori a quelle indicate in tabella (la classe di precisione rimane invariata).
– I TA non dovrebbero funzionare con l'avvolgimento secondario aperto a causa delle sovratensioni e dei surriscaldamenti che potrebbero verificarsi in tali condizioni (EN 61869-2). Queste sovratensioni sono proporzionali al rapporto del TA, quindi al numero di spire e alla sezione del nucleo. Inoltre, interrompendo la corrente primaria in condizioni di secondario aperto, il nucleo potrebbe magnetizzarsi andando a compromettere la precisione del TA.
– La portata primaria di un TA può essere ridotta utilizzando un cavo primario di opportune dimensioni, avvolto in più spire attraverso il suo foro passante. Vedere figure a pagina 11.05.

Trasformatori di misura	cl.0,5 - cl.1 - cl.3
Trasformatori di precisione	cl.0,2 - cl.0,5S - cl.0,2S
Trasformatori di protezione	cl.5P5 - cl.5P10 - cl.5P15 - cl.5P20 - cl.3P - cl.6P - PX
Trasformatori con certificazione UL	

La sezione trasformatori è divisa nelle seguenti sottosezioni, identificate dai colori riportati a fianco.

Current and Voltage transformers are suitable for use with measuring instruments or plant protection devices. The standard operating voltage is 0.72kV and the frequency between 50 and 60Hz.
The CTs primary standard currents are between 1A and 8000A, the secondary currents are 1A or 5A.
The VTs primary standard voltages are between 100:√3V and 1200V, the secondary voltages are 100V or 100:√3V (others values on demand).
Current and Voltage transformers are designed for indoor installations and they are manufactured as thermal class E, on demand they can be supplied in higher thermal classes.
Transformers can be mounted in whichever position: on the bus bar or on the primary cable, DIN rail or by means of fixing feet (see p. 11.06).
Snap-fit protective terminals covers are available on demand for most of transformers type, otherwise screw fixing (see p. 11.07).

- The transformers are supplied in a single package containing also the wiring and fixing accessories.
- On request, the transformers can be manufactured with higher performances than the ones indicated in the table, maintaining the same class.
- CTs should not work with the secondary open because overvoltages and overheating may occur (EN 61869-2). Overvoltages are proportional to the CT ratio, then to the number of windings and to the core section. Furthermore, by interrupting the primary current in open secondary conditions, the core could magnetized, compromising the accuracy of the CT.
- The primary current of a CT can be reduced by using a primary cable of appropriate dimensions, wound in several windings through the window of the CT (look at the illustration on page 11.05).

Measuring transformers	cl.0,5 - cl.1 - cl.3
High accuracy transformers	cl.0,2 - cl.0,5S - cl.0,2S
Protection transformers	cl.5P5 - cl.5P10 - cl.5P15 - cl.5P20 - cl.3P - cl.6P - PX
UL certificated transformers	

This transformer chapter is divided into sections identified by the colors shown alongside

Modifica rapporto TA - CT ratio modification

Effettuando alcune spire attraverso il passaggio barra del TA si ottiene una riduzione della corrente primaria mantenendo invariate: corrente secondaria, prestazioni e precisione. In questo modo si ottiene una corrente primaria ridotta, pari al rapporto tra la corrente primaria nominale e il numero di spire all' interno del passaggio barra. Corrente primaria ridotta = corrente primaria nominale : numero spire.

To obtain a reduction of the primary current keeping the same secondary current, performance and precision, it is necessary to make some windings through the CT window. In this way a reduced primary current is obtained equal to the ratio between the nominal primary current and the number of windings inside the CT window. The reduced primary current is obtained by dividing the nominal primary current by the number of windings.

Esempio: TAC032 **120/5 A**; con **2 spire** primarie il rapporto diventa **60/5A**
*Example: TAC032 **120/5A**; with **2** primary **windings** the ratio becomes **60/5A***



Esempio: TAC032 **120/5A**; con **3 spire** primarie il rapporto diventa **40/5A**
*Example: TAC032 **120/5A**; with **3** primary **windings** the ratio becomes **40/5A***

TA con spire su primario *Windings on primary CT*							TA con rapporto nominale equivalente *CT with equivalent nominal ratio*				
Codice *Code*	Rapporto *Ratio*	n° spire *winding nr.*	Nuovo rapporto *New ratio*	Cl. 0,5 VA	Cl. 1 VA	Cl. 3 VA	Codice *Code*	Rapporto *Ratio*	Cl. 0,5 VA	Cl. 1 VA	Cl. 3 VA
TAC032120X05	120/5A	2	60/5A	2	3	4	TAC032060X05	60/5A	-	-	1,5
		3	40/5A				TAC032040X05	40/5A	-	-	1
		4	30/5A				-	30/5A	-	-	-

Tabella esemplificativa di comparzione classe/prestazioni - *Illustrative comparison table (class/performance)*

Certificazione ad uso fiscale - *Certification for tariff application UTF (Italian fiscal use)*



Tutti i trasformatori di corrente e di tensione FRER sono forniti di esecuzione certificabile, i trasformatori sono forniti di coprimorsetti sigillabili.
A richiesta la FRER si occupa di preparare i trasformatori e organizzare la certificazione presso un ente certificatore terzo riconosciuto da UTF, il quale, dopo aver effettuato le opportune verifiche metrologiche, emetterà la documentazione di certificazione richiesta.
E' possibile richiedere la certificazione di singoli trasformatori oppure di interi gruppi di misura composti da TA, TV e contatore, in modo da avere, oltre ai singoli certificati anche la certificazione dell' intero gruppo di misura.

All CTs and VTs manufactured by FRER could be certified, supplied with sealable terminals covers.
On request, FRER can manage the certification process with a third party certification authority recognized by UTF which, after having carried out the appropriate metrological tests, will issue the required documentation.
It is possible to request the certification of individual transformers or of entire measuring set consisting of CTs and VTs and Energy Meters, in order to have, in addition to the single certificates, also the certification of the entire measuring set.

FISSAGGIO TA - *CT fixing*



Fissaggio su barra DIN EN 50022. Non è necessario l'utilizzo di attrezzi e deve essere effettuato, come evidenziato dalle frecce, inserendo prima il lato con l'aggancio elastico e poi ruotando il trasformatore fino a bloccaggio avvenuto. Procedere inversamente per lo smontaggio.

Fixing on DIN bar EN50022. It is not necessary to use tools. It has to be carried out, as shown by the drawn arrows, firstly insert the side with the elastic coupling and then turn the CT until it locks. Proceed inversely for disassembly.



Per tutti i modelli a barra passante è possibile il fissaggio direttamente sulla barra tramite viti oppure con viti e briglie. A richiesta sono disponibili anche i cappucci di protezione.

All the busbar-passing type can be fixed directly on the busbar using screws or with screws and brackets. Protection caps for fixing screws are available on request.

Per i modelli indicati sono disponibili anche i piedini di fissaggio che sono in dotazione standard per i modelli a cavo passante, oppure a richiesta per tutti gli altri modelli predisposti.

Fixing feet are available as optional for the models shown above. They are always available for cable-passing type models while they are on request for all other models designed to fix them.

COLLEGAMENTI SECONDARIO - *Secondary connections*



Collegamento secondario per i modelli con terminali integrati (IP20), provvisti di morsetti a vite per cavi di sez. max.6mm^2 e di connessione con faston maschio 6,3x0,8mm per il cortocircuito.

Secondary connections for models with integrated terminals (IP20), equipped with screw terminals for cables with a max section of 6mm2 and with a male fast-on connection of 6,3x0,8mm for short-circuit.

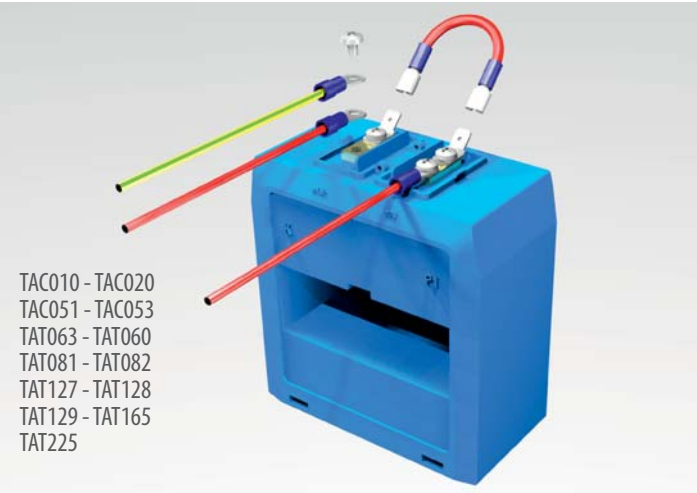

Collegamento secondario dei TA con morsetti esposti.

Secondary connections of the CTs with not integrated terminals.



Collegamento secondario dei TA con morsetti esposti.

Secondary connections of the CTs with not integrated terminals.

FISSAGGIO COPRIMORSETTI - *Terminals cover fixing*



Fissaggio del coprimorsetti a scatto, che si blocca sul trasformatore con una leggera pressione, e non necessita di viti di fissaggio.

The snap-on terminals cover is fixed on the CT with a light pressure and does not require fixing screws.

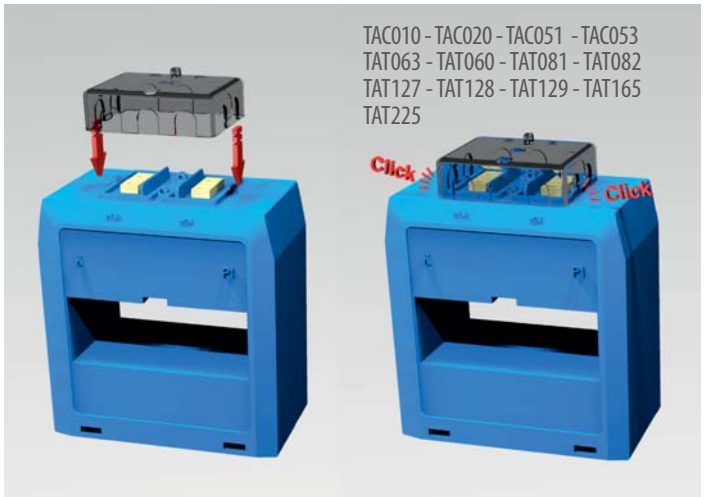

Fissaggio del coprimorsetti a scatto, che si blocca sul trasformatore con una leggera pressione, e non necessita di viti di fissaggio.

The snap-on terminals cover is fixed on the CT with a light pressure and does not require fixing screws.



Fissaggio dei coprimorsetti che prevedono la vite di bloccaggio

Fixing of the terminals cover of the models with the locking screw, always supplied.

SIGILLATURA COPRIMORSETTI - *Terminals cover sealing*

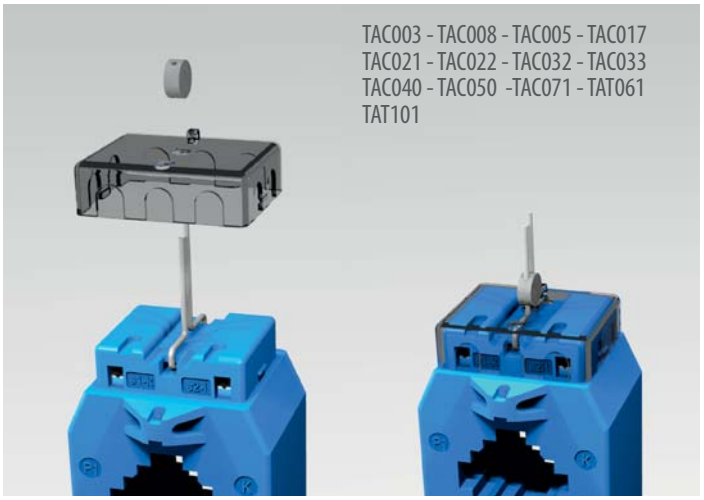

Sigillatura del coprimorsetti per la certificabilità ad uso fiscale del trasformatore. Per tutti i modelli indicati non sono necessarie viti a testa forata.

Sealing of terminal covers



Sigillatura del coprimorsetti per la certificabilità ad uso fiscale del trasformatore. Per tutti i modelli indicati non sono necessarie viti a testa forata.

Sealing of terminal covers



Sigillatura del coprimorsetti per la certificabilità ad uso fiscale del trasformatore.
Sono necessarie viti a testa forata.

Sealing of terminal covers.
For all the models indicated above, sealing screws are always supplied.

LIMITI DI ERRORE PER I TRASFORMATORI DI CORRENTE DI MISURA - *Error limits for measuring current transformers*

Classe *Class*	Errore di rapporto - *Ratio error*					Errore d'angolo - *Phase error*									
						Minuti - *Minutes*					Centiradianti - *Centiradians*				
	1% In	5% In	20% In	100% In	120% In	1% In	5% In	20% In	100% In	120% In	1% In	5% In	20% In	100% In	120% In
0,5	-	± 1,5%	± 0,75%	± 0,5%	± 0,5%	-	± 90	± 45	± 30	± 30	-	± 2,7	± 1,35	± 0,9	± 0,9
1,0	-	± 3%	± 1,5%	± 1%	± 1%	-	± 180	± 90	± 60	± 60	-	± 5,4	± 2,7	± 1,8	± 1,8
3,0	-	-	-	± 3% (50%)	± 3%	-	-	-	-	-	-	-	-	-	-

LIMITI DI ERRORE PER I TRASFORMATORI DI CORRENTE DI PRECISIONE - *Error limits for high accuracy current transformers*

Classe *Class*	Errore di rapporto - *Ratio error*					Errore d'angolo - *Phase error*									
						Minuti - *Minutes*					Centiradianti - *Centiradians*				
	1% In	5% In	20% In	100% In	120% In	1% In	5% In	20% In	100% In	120% In	1% In	5% In	20% In	100% In	120% In
0,2S	± 0,75%	± 0,35%	± 0,2%	± 0,2%	± 0,2%	± 30	± 30	± 10	± 10	± 10	± 0,9	± 0,45	± 0,3	± 0,3	± 0,3
0,5S	± 1,5%	± 0,75%	± 0,5%	± 0,5%	± 0,5%	± 90	± 45	± 30	± 30	± 30	± 2,7	± 1,35	± 0,9	± 0,9	± 0,9
0,1	-	± 0,4%	± 0,2%	± 0,1%	± 0,1%	-	± 15	± 8	± 5	± 5	-	± 0,45	± 0,24	± 0,15	± 0,15
0,2		± 0,75%	± 0,35%	± 0,2%	± 0,2%	-	± 30	± 15	± 10	± 10	-	± 0,9	± 0,45	± 0,3	± 0,3

LIMITI DI ERRORE PER I TRASFORMATORI DI CORRENTE DI PROTEZIONE - *Error limits for protection current transformers*

Classe *Class*	Errore di rapporto alla corrente nominale *Ratio error at rated primary current*	Errore d'angolo alla corrente primaria nominale *Phase error at rated primary current*		Errore composto alla corrente limite primaria nominale *Composite error at rated limit primary current*
		Minuti - *Minutes*	Centiradianti - *Centiradians*	
5P	± 1%	± 60	± 1,8	5%
10P	± 3%	-	-	10%

Tabella di consumo dei 2 cavi tra TA e strumento - *Cables burdens between meter and CTs*

mm^2	Ω/m	TA/1A - *CT/1A*	TA/5A - *CT/5A*
2 x 0,75	0,0490	0,0490 VA/m	1,225 VA/m
2 x 1,00	0,0367	0,0367 VA/m	0,918 VA/m
2 x 1,50	0,0245	0,0245 VA/m	0,613 VA/m
2 x 2,00	0,0184	0,0184 VA/m	0,460 VA/m
2 x 2,50	0,0147	0,0147 VA/m	0,368 VA/m
2 x 3,00	0,0122	0,0122 VA/m	0,305 VA/m
2 x 3,50	0,0106	0,0106 VA/m	0,265 VA/m
2 x 4,00	0,0093	0,0093 VA/m	0,233 VA/m
2 x 4,50	0,0082	0,0082 VA/m	0,205 VA/m
2 x 5,00	0,0074	0,0074 VA/m	0,185 VA/m
2 x 6,00	0,0061	0,0068 VA/m	0,169 VA/m
2 x 10,00	0,0037	0,0039 VA/m	0,0975 VA/m

LIMITI DI ERRORE PER I TRASFORMATORI DI TENSIONE DI MISURA - *Error limits for measuring voltage transformers*

Classe *Class*	**Errore di rapporto** ***Ratio error***	**Errore d'angolo** ***Phase error***	
		Minuti - *Minutes*	**Centiradianti - *Centiradians***
0,5	± 0,5%	± 20	± 0,6
1,0	± 1%	± 40	± 1,2
3,0	± 3%	-	-

LIMITI DI ERRORE PER I TRASFORMATORI DI TENSIONE DI PRECISIONE - *Error limits for high accuracy voltage transformers*

Classe *Class*	**Errore di rapporto** ***Ratio error***	**Errore d'angolo** ***Phase error***	
		Minuti - *Minutes*	**Centiradianti - *Centiradians***
0,1	± 0,1%	± 5	± 0,15
0,2	± 0,2%	± 10	± 0,3

LIMITI DI ERRORE PER I TRASFORMATORI DI TENSIONE DI PROTEZIONE - *Error limits for protection voltage transformers*

Classe *Class*	**Errore di rapporto** ***Ratio error***	**Errore d'angolo** ***Phase error***	
		Minuti - *Minutes*	**Centiradianti - *Centiradians***
3P	± 3%	± 120	± 3,5
6P	± 6%	± 240	± 7,0

SOVRAPPREZZI PER ESECUZIONI SPECIALI

Special executions extraprices

I prodotti presentati in questa sezione possono essere realizzati in diverse esecuzioni speciali.
Nella tabella sotto riportata troverete indicato:
- la descrizione dell'opzione
- il codice del sovrapprezzo presente nei listini FRER
- il codice del prodotto su cui è possibile realizzare l'opzione (Applicazione)
- come completare il codice di ordinazione indicato nelle precedenti pagine

Per opzioni non presenti in elenco contattare il servizio vendite FRER per valutazione di fattibilità.

The products in this catolgue section can be manufactured in various different special executions.
In the table below it is indicated:
- the option description
- the extra price code available in the FRER price lists
- the product type code where the option is available
- how to fill-in the ordering code mentioned in the previous pages
For all options which are not listed in the table please contact the FRER sales staff.

CODICI DI ORDINAZIONE - *Ordering codes*

OPZIONI - ***OPTIONS***	**Cod. Sovrapprezzo** ***Overprice Code***	**Applicazione** ***Available for type Code***	T_____	_	_	_
Morsetti a vite - *Screw terminals*	OPTT4M	TAT022...		**M**		
Versione passaggio barra Verticale - *Vertical busbar passing type*	-	TAC050 - TAT061 - TAT085 TAT101 - TAT106 - TAN - TAR		**V**		
Morsetti secondari frontali - *Secondary terminals on front side*	OPTT4F	TAT084 - TAT125 - TAT126 - TAT128 TAT129 - TAT165 - TAT225 - TAN - TAR		**F**		
Nessuna - *None*	-	Tutti/*All*		**X**		
Esecuzione Tropicalizzata - *Tropicalization*	OPTT5T	Tutti/*All*			**T**	
Esecuzione Antivibrante - *Vibration proof version*	OPTT5G	Tutti/*All*			**G**	
Tropicalizz.+Antivibr. - *Tropical.+Vibration proof (OPTT5T + OPTT5G)*	OPTT5N	Tutti/*All*			**N**	
Nessuna - *None*	-	-			**X**	
Isolamento/tensione di prova - *Insulation/test voltage* 1,2/6kV 1'50Hz	OPTT6K	TA / CT				**K**
Frequenza di funzionamento 400Hz - *Operating frequency 400Hz*	OPTT6H	Tutti/*All*				**H**
OPTT6K + OPTT6H	OPTT6U	TA / CT				**U**
Nessuna - *None*	-	-				

TA o TV con doppio secondario (misura/protezione/combinati) - *CT or VT double secondary (measuring/protection/combined)*	**A richiesta** *On request*
TA o TV con doppio indice di classe (misura/protezione) - *CT or VT with double class (measuring/protection)*	
TA o TV con doppio o triplo primario e commutazione sul secondario - *Double or triple primary CT or VT ratio and secondary switching*	
TV con schermo tra primario e secondario - *VT with shield between primary and secondary winding*	
TV elevatori - *Inverse ratio VT* - (100V/400V; 100: √3V; ...)	

TABELLA RIASSUNTIVA T.A. DI MISURA

Measuring CTs selection table

Pagina - *Page*	11.13		11.14		11.15		11.16		11.17		11.18			11.19			11.20			11.21			11.22		
TA DI MISURA *Measuring CTs*																									
Codice - *Code*	**TAC003**		**TAC005**		**TAC008**		**TAC010**		**TAC020**		**TAC017**			**TAC071**			**TAC021**			**TAT022**			**TAC022**		
cavo - *cable*	primario avvolto - *primary wound*										Ø 17 mm			Ø 17 mm			Ø 21 mm			Ø 22 mm			Ø 22 mm		
barra - *busbar*											15 x 5 mm			15 x 5 mm			20 x 10 mm			20 x 5 mm			20 x 5 mm		
larghezza - *width*	56 mm		56 mm		70 mm		85 mm		85 mm		56 mm			70 mm			70 mm			48 mm			56 mm		
PRESTAZIONI VA - *BURDENS VA*																									
A \ Cl.	**0,5**	**1**	**0,5**	**1**	**0,5**	**1**	**0,5**	**1**	**0,5**	**1**	**0,5**	**1**	**3**	**0,5**	**1**	**3**	**0,5**	**1**	**3**	**0,5**	**1**	**3**	**0,5**	**1**	**3**
5 A	3	6	5	7	8	13	10	20	20	35															
10 A	3	6	5	7	8	13	10	20	20	35															
15 A	3	6	5	7	8	13	10	20	20	35															
20 A	3	6	5	7	8	13	10	20	20	35															
25 A	3	6	5	7	8	13	10	20	20	35															
30 A	3	6	5	7	8	13	10	20	20	35			1.5			2			1.5						
40 A	3	6	5	7	8	13	10	20	20	35			3		1	3			3			1.2			1.5
50 A	3	6	5	7	8	13	10	20	20	35		1	4		2	4		2	5			1.2			2
60 A	3	6	5	7	8	13	10	20	20	35		1.25	5	1	3	5		3	6			1.5		1	2.5
80 A	3	6	5	7	8	13	10	20	20	35	1	2.5	6	2	5	7.5		4	8		1	2.5		2	4
100 A	3	6	5	7			10	20	20	35	2	4	8	4	8	12.5	3	6	12		1.5	3	1	3	5
120 A							10	20	20	35	2.5	4	10	6	12	15	4	8	15		2	4	2	4	6
150 A							10	20	20	35	4	8	15	10	15	20	6	12	20	1	3	5	3	5	8
200 A							10	20	20	35	7	15	20				10	15	25	1	1.5	2	5	10	12
250 A							10	20	20	35							15	25	30	1	1.5	3	8	10	15
300 A							10	20	20	35										1	2	4	9	10	15
400 A							10	20	20	35										1.5	3	5			
500 A							10	20	20	35										2	4	6			
600 A							10	20	20	35										2.5	5	7			
800 A																									
1000 A																									
1200 A																									
1500 A																									
2000 A																									
2500 A																									

Pagina - *Page*	11.33		11.34		11.35		11.36		11.37		11.38		11.39		11.40		11.41		11.42	
TA DI MISURA *Measuring CTs*																				
Codice - *Code*	**TAT079**		**TAT050**		**TAT090**		**TAT081**		**TAT082**		**TAT084**		**TAT085**		**TAT101**		**TAT106**		**TAT125**	
cavo - *cable*	Ø 80 mm		Ø 50 mm		Ø 90 mm															
barra - *busbar*							81 x 31 mm		82 x 37 mm		62x34 84x34		85 x 54 mm		102 x 55 mm		106 x 76 mm		105x55 127x55	
larghezza - *width*	118 mm		117 mm		147 mm		105 mm		130 mm		94 mm		118 mm		129 mm		134 mm		125 mm	
PRESTAZIONI VA - *BURDENS VA*																				
A \ Cl.	**0,5**	**1**	**0,5**	**1**	**0,5**	**1**	**0,5**	**1**	**0,5**	**1**	**0,5**	**1**	**0,5**	**1**	**0,5**	**1**	**0,5**	**1**	**0,5**	**1**
100 A			3	4																
120 A																				
150 A			5	10																
200 A		2	15	20							2	4								
250 A			15	25							3	6								
300 A	2	4	15	25							4	8								
400 A	4	6	15	25			3	6	6	15	5	10			3	5			2	7
500 A	6	8	15	25			3	6	10	20	6	15			5	8			4	10
600 A	6	10	15	25	15	20	5	8	15	30	8	20			8	12	2	5	6	12
800 A	8	12			15	20	8	12.5	20	40	10	20	5	10	10	18	4	8	12	16
1000 A	10	15			15	20	13	15	20	40	15	25	8	15	15	25	5	10	15	22
1200 A	12	18			15	20	16	20	25	50	20	40	10	20	20	30	5	10	15	30
1500 A	15	20			15	20	20	25	40	80	25	50	12	25	30	40	10	20	22	35
2000 A	18	25			15	20	25	30	50	100	30	60	18	35	30	40	10	20	27	40
2500 A	20	30			15	25	30	40	60	120	40	80	20	40	35	40	12	25	30	50
3000 A															35	40	15	30	35	50
4000 A															35	40	20	40	35	50
5000 A																				
6000 A																				
8000 A																				

11.23	11.24	11.25	11.26	11.27	11.28	11.29	11.30	11.31	11.32	Pagina - *Page*
										TA DI MISURA *Measuring CTs*
TAC032	**TAC033**	**TAC040**	**TAC050**	**TAC051**	**TAC053**	**TAT061**	**TAT063**	**TAT064**	**TAT060**	**Codice - *Code***
Ø 24 mm	Ø 24 mm	Ø 32 mm		Ø 30 mm	Ø 40 mm	Ø 51 mm		Ø 64 mm	Ø 60 mm	cavo - *cable*
32 x 10 mm	30 x 10 mm	40 x 10 mm	50 x 10 mm	51 x 18 mm	51x32 41x41	61 x 31 mm	63 x 30 mm	64x54 mm		barra - *busbar*
56 mm	70 mm	70 mm	70 mm	85 mm	85 mm	90 mm	105 mm	118 mm	105 mm	larghezza - *width*

PRESTAZIONI VA - *BURDENS VA*

0,5	1	3	0,5	1	0,5	1	3	0,5	1	3	0,5	1	0,5	1	0,5	1	3	0,5	1	0,5	1	0,5	1	Cl / A
																								5 A
																								10 A
																								15 A
																								20 A
																								25 A
																								30 A
		1																						40 A
		1.2																						50 A
		1.5	1	1.5																				60 A
	1	2.5	2	3																				80 A
1	2	3	3	4		1.5	4																	100 A
2	3	4	4	5		2	4																	120 A
2.5	3	5	5	7.5	1.5	3	5																	150 A
3	5	8	7.5	10	2	4	6		2	3	5	10	1	3							2			200 A
4	7	10	10	12	3	6	9	1.5	3	3.5	8	12	2	4		3	5					4	8	250 A
6	10	12	10	15	5	8	12	3	4	4.5	10	20	4	6		4	6			2	4	5	9	300 A
10	12	12	12	20	10	15	20	4	5	6	15	20	6	8	2	6	10	4	8	4	6	6	10	400 A
12	15	15	15	25	12	20	25	5	6	7	20	30	8	10	4	10	12	5	10	6	8	8	15	500 A
12	15	15	20	30	15	20	25	6	8	9	30	50	10	12	6	15	18	8	15	6	10	10	20	600 A
					18	25	30	8	10	11	40	60	12	16	8	15	20	10	20	8	12	15	30	800 A
					20	25	30	10	12	13	50	80	12	16	10	20	30	15	30	10	15	20	40	1000 A
								12	14	15	60	80	12	16	12	25	30	20	40	12	18	25	50	1200 A
											80	100	16	20	20	30	40	20	40	15	20	30	50	1500 A
													16	20	25	40	50	20	40	18	25			2000 A
																				20	30			2500 A

11.43	11.44	11.45	11.46	11.47	11.48	11.12	11.12	11.12	11.12	Pagina - *Page*
										TA DI MISURA *Measuring CTs*
TAT126	**TAT127**	**TAT128**	**TAT129**	**TAT165**	**TAT225**	**TAA032**	**TAA082**	**TAA122**	**TAA162**	**Codice - *Code***
										cavo - *cable*
105x38 127x38	127 x 55 mm	127 x 85 mm	127 x 105 mm	165 x 127 mm	225 x 127 mm	21 x 32 mm	50 x 81 mm	80.5 x 120 mm	80,5 x 161 mm	barra - *busbar*
98 mm	185 mm	185 mm	185 mm	325 mm	385 mm	90 mm	116 mm	146 mm	184 mm	larghezza - *width*

PRESTAZIONI VA - *BURDENS VA*

0,5	1	0,5	1	0,5	1	0,5	1	0,5	1	0,5	1	0,5	1	3	0,5	1	0,5	1	0,5	1	Cl / A
														1.5							100 A
														1.5							120 A
													1	2							150 A
												1	2.5	4							200 A
												1	2.5	4	1	5					250 A
												1	3.75	6							300 A
3	5														1	5					400 A
4	8														1.5	6					500 A
6	12														3	7.5					600 A
8	15	20	40												4	10	3	6			800 A
12	20	20	40	15	30	15	30	15	30	15	30				5	10	5	8	6	10	1000 A
15	30	25	50	17	35	17	35	17	35	17	35						5	10			1200 A
20	40	40	80	20	40	20	40	20	40	20	40						7.5	10	8	10	1500 A
30	60	50	100	25	50	25	50	25	50	25	50								10	15	2000 A
40	80	60	120	35	70	35	70	35	70	35	70								10	20	2500 A
50	80	80	160	40	80	40	80	40	80	40	80								20	25	3000 A
60	100	100	200	50	100	50	100	50	100	50	100								20	25	4000 A
		120	240	100	180	100	180	100	180	100	180								20	25	5000 A
						100	180	100	180	100	180										6000 A
								100	180	100	180										8000 A

T.A. DI MISURA APRIBILI

Split-core measuring CTs

NEW!

INPUT: 100A... 5000A

OUTPUT: 5A

Sistema di chiusura a scatto!
Snap closing system!

DATI TECNICI - *Technical data*

custodia in materiale termoplastico autoestinguente	*self estinguishing thermoplastic material*	UL94-V0
frequenza funzionamento	*operating frequency*	50÷60 Hz
tensione di riferimento per l'isolamento	*insulation reference voltage*	0,72 kV
tensione di prova	*test voltage*	3 kV x 1' 50 Hz
isolamento	*insulation*	classe E
grado di protezione	*protection degree*	IP 20
sovracorrente permanente	*continuous overcurrent*	1,2 In
corrente termica di breve durata nominale (I th)	*rated short-time thermal current (I th)*	60 In
corrente dinamica nominale (I dyn)	*rated dynamic current (I dyn)*	2,5 x I th
fattore di sicurezza	*safety factor*	N ≤ 5
temperatura di funzionamento	*operating temperature*	-25 +50 °C
temperatura di magazzinaggio	*storage temperature*	-20 +80 °C
costruzione a norme	*manufactured according to*	IEC/EN 61869-1 IEC/EN 61869-2
terminali secondari integrati	*integrated secondary terminals*	6mm²
coprimorsetti sigillabili	*sealable terminals covers*	integrati/*integrated*

TIPO - *Type*

Tipo *Type*	Rapporto *Ratio*	Cl. 0,5 VA	Cl. 1 VA	Cl.3 VA	Codice - *Code*
TAA032 21x32	100/5A			1.5	**TAA032100X05**
	150/5A			1.5	**TAA032150X05**
	200/5A		1	2	**TAA032200X05**
	250/5A	1	2.5	4	**TAA032250X05**
	300/5A	1	2.5	4	**TAA032300X05**
	400/5A	1	3.75	6	**TAA032400X05**
TAA082 50x81	250/5A	1	5		**TAA082250X05**
	400/5A	1	5		**TAA082400X05**
	500/5A	1.5	6		**TAA082500X05**
	600/5A	3	7.5		**TAA082600X05**
	800/5A	4	10		**TAA082800X05**
	1000/5A	5	10		**TAA0821K0X05**
TAA122 80,5x120	800/5A	3	6		**TAA122800X05**
	1000/5A	5	8		**TAA1221K0X05**
	1200/5A	5	10		**TAA1221K2X05**
	1500/5A	7.5	10		**TAA1221K5X05**
TAA162 80,5x161	1000/5A	6	10		**TAA1621K0X05**
	1500/5A	8	10		**TAA1621K5X05**
	2000/5A	10	15		**TAA1622K0X05**
	2500/5A	10	20		**TAA1622K5X05**
	3000/5A	20	25		**TAA1623K0X05**
	4000/5A	20	25		**TAA1624K0X05**
	5000/5A	20	25		**TAA1625K0X05**

DIMENSIONI - *Dimensions*

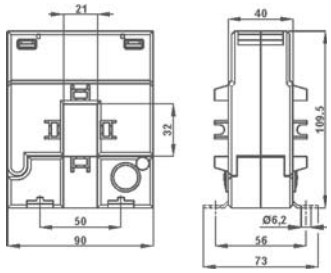

TAA032 - kg 0,75

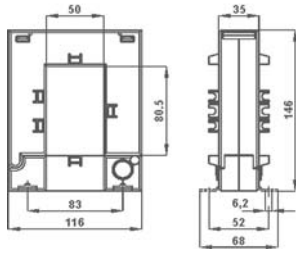

TAA082 - kg 1,1

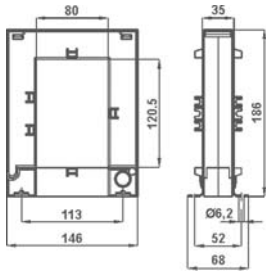

TAA122 - kg 1,4

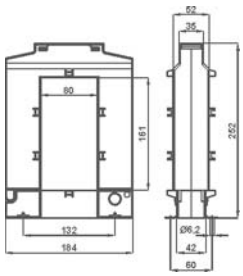

TAA162 - kg 3,15

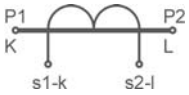

Siglatura morsetti primario e secondario
Primary and secondary connections marking

T.A. DI MISURA A PRIMARIO AVVOLTO
Primary wound measuring CTs

TAC003

EAC UKRMETR TEST STANDARD

Kz - Kazakhstan

INPUT: 5A... 100A

OUTPUT: 5A 1A

DATI TECNICI - *Technical data*

custodia in materiale termoplastico autoestinguente	*self estinguishing thermoplastic material*	UL94-V0
frequenza funzionamento	*operating frequency*	50÷60 Hz
tensione di riferimento per l'isolamento	*insulation reference voltage*	0,72 kV
tensione di prova	*test voltage*	3 kV x 1' 50 Hz
isolamento	*insulation*	classe E
grado di protezione	*protection degree*	IP 20
sovracorrente permanente	*continuous overcurrent*	1,2 In
corrente termica di breve durata nominale (I th)	*rated short-time thermal current (I th)*	40 In
corrente dinamica nominale (I dyn)	*rated dynamic current (I dyn)*	2,5 x I th
fattore di sicurezza	*safety factor*	N ≤ 5
max. potenza dissipata (portata max.)	*max. power dissipation (max range value)*	≤2W
temperatura di funzionamento	*operating temperature*	-25 +50 °C
temperatura di magazzinaggio	*storage temperature*	-40 +80 °C
costruzione a norme	*manufactured according to*	IEC/EN 61869-1 IEC/EN 61869-2
terminali secondari integrati	*integrated secondary terminals*	6mm²

TIPO - *Type*

Rapporto *Ratio*	Cl. 0,5	Cl. 1	Codice - *Code*
	VA	VA	
5/5A	3	6	**TAC003005X05**
10/5A	3	6	**TAC003010X05**
15/5A	3	6	**TAC003015X05**
20/5A	3	6	**TAC003020X05**
25/5A	3	6	**TAC003025X05**
30/5A	3	6	**TAC003030X05**
40/5A	3	6	**TAC003040X05**
50/5A	3	6	**TAC003050X05**
60/5A	3	6	**TAC003060X05**
80/5A	3	6	**TAC003080X05**
100/5A	3	6	**TAC003100X05**

Sono disponibili i trasformatori con secondario 1A e pari prestazioni, i codici di ordinazione sono come in tabella ma con ultima cifra 1

CTs at1A secondary current are also available. The burdens are the same as 5A CTs. The ordering codes are the same as those in the above table but the last figure shall be 1 instead of 5.

Esempio / Example
TA.....05 (secondario/*secondary 5A*) TA.....01 (secondario/*secondary 1A*)

DIMENSIONI - *Dimensions*

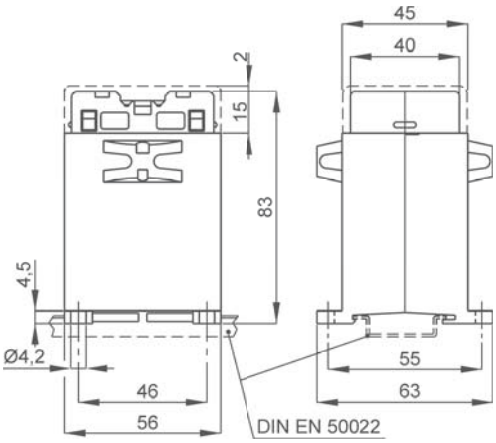

1-25 A kg 0,30 ...0,35

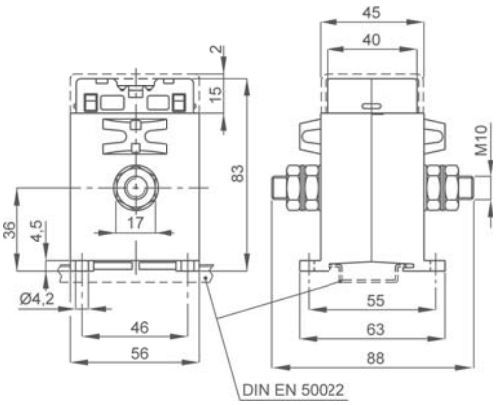

30-100 A kg 0,30 ...0,35

NOTE - *Note*

OPZIONI - *OPTIONS*

Coprimorsetti sigillabile cod. **9SBMCTA**
Sealable terminals cover cod. ***9SBMCTA***

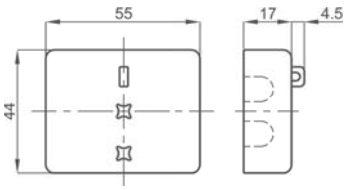

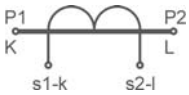

Siglatura morsetti primario e secondario
Primary and secondary connections marking

T.A. DI MISURA A PRIMARIO AVVOLTO
Primary wound measuring CTs

TAC005

EAC UKRMETR TEST STANDARD

Kz - Kazakhstan

INPUT: 5A... 100A

OUTPUT: 5A 1A

DATI TECNICI - *Technical data*

custodia in materiale termoplastico autoestinguente	*self estinguishing thermoplastic material*	UL94-V0
frequenza funzionamento	*operating frequency*	50÷60 Hz
tensione di riferimento per l'isolamento	*insulation reference voltage*	0,72 kV
tensione di prova	*test voltage*	3 kV x 1' 50 Hz
isolamento	*insulation*	classe E
grado di protezione	*protection degree*	IP 20
sovracorrente permanente	*continuous overcurrent*	1,2 In
corrente termica di breve durata nominale (I th)	*rated short-time thermal current (I th)*	40 In
corrente dinamica nominale (I dyn)	*rated dynamic current (I dyn)*	2,5 x I th
fattore di sicurezza	*safety factor*	N ≤ 5
max. potenza dissipata (portata max.)	*max. power dissipation (max range value)*	≤2W
temperatura di funzionamento	*operating temperature*	-25 +50 °C
temperatura di magazzinaggio	*storage temperature*	-40 +80 °C
costruzione a norme	*manufactured according to*	IEC/EN 61869-1 IEC/EN 61869-2
terminali secondari integrati	*integrated secondary terminals*	6mm²

TIPO - *Type*

Rapporto *Ratio*	Cl. 0,5	Cl. 1	Codice - *Code*
	VA	VA	
5/5A	5	7	**TAC005005X05**
10/5A	5	7	**TAC005010X05**
15/5A	5	7	**TAC005015X05**
20/5A	5	7	**TAC005020X05**
25/5A	5	7	**TAC005025X05**
30/5A	5	7	**TAC005030X05**
40/5A	5	7	**TAC005040X05**
50/5A	5	7	**TAC005050X05**
60/5A	5	7	**TAC005060X05**
80/5A	5	7	**TAC005080X05**
100/5A	5	7	**TAC005100X05**

Sono disponibili i trasformatori con secondario 1A e pari prestazioni, i codici di ordinazione sono come in tabella ma con ultima cifra 1

CTs at1A secondary current are also available. The burdens are the same as 5A CTs. The ordering codes are the same as those in the above table but the last figure shall be 1 instead of 5.

Esempio / Example
TA.....05 (secondario/*secondary 5A*) TA.....01 (secondario/*secondary 1A*)

DIMENSIONI - *Dimensions*

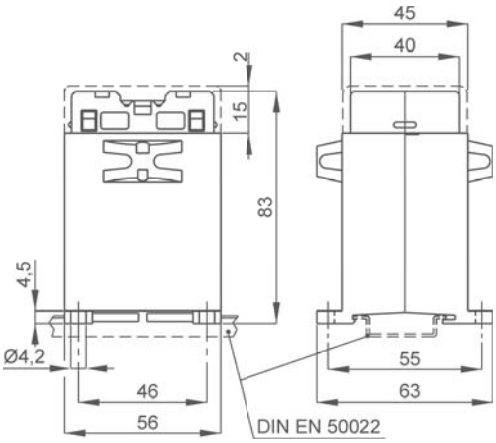

1-25 A kg 0,30 ...0,35

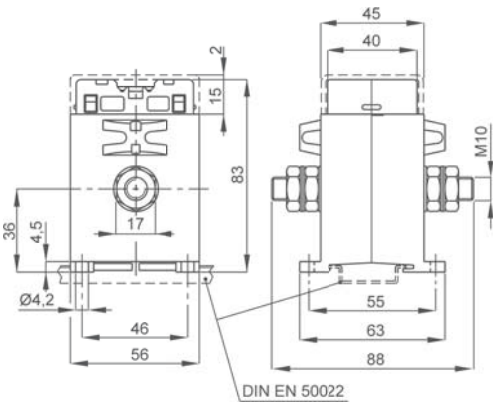

30-100 A kg 0,30 ...0,35

NOTE - *Note*

OPZIONI - *OPTIONS*

Coprimorsetti sigillabile cod. **9SBMCTA**
Sealable terminals cover cod. ***9SBMCTA***

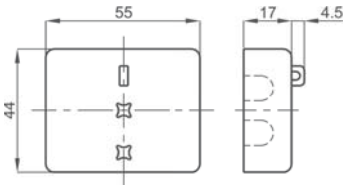

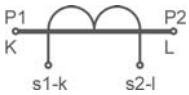

Siglatura morsetti primario e secondario
Primary and secondary connections marking

T.A. DI MISURA A PRIMARIO AVVOLTO
Primary wound measuring CTs

TAC008

EAC UKRMETR TEST STANDARD

Kz - Kazakhstan

INPUT: 5A... 80A

OUTPUT: 5A 1A

DATI TECNICI - *Technical data*

custodia in materiale termoplastico autoestinguente	*self estinguishing thermoplastic material*	UL94-V0
frequenza funzionamento	*operating frequency*	50÷60 Hz
tensione di riferimento per l'isolamento	*insulation reference voltage*	0,72 kV
tensione di prova	*test voltage*	3 kV x 1' 50 Hz
isolamento	*insulation*	classe E
grado di protezione	*protection degree*	IP 20
sovracorrente permanente	*continuous overcurrent*	1,2 In
corrente termica di breve durata nominale (I th)	*rated short-time thermal current (I th)*	40 In
corrente dinamica nominale (I dyn)	*rated dynamic current (I dyn)*	2,5 x I th
fattore di sicurezza	*safety factor*	N ≤ 5
max. potenza dissipata (portata max.)	*max. power dissipation (max range value)*	≤2W
temperatura di funzionamento	*operating temperature*	-25 +50 °C
temperatura di magazzinaggio	*storage temperature*	-40 +80 °C
costruzione a norme	*manufactured according to*	IEC/EN 61869-1 IEC/EN 61869-2
terminali secondari integrati	*integrated secondary terminals*	6mm²

TIPO - *Type*

Rapporto *Ratio*	Cl. 0,5	Cl. 1	Codice - *Code*
	VA	VA	
5/5A	8	13	**TAC008005X05**
10/5A	8	13	**TAC008010X05**
15/5A	8	13	**TAC008015X05**
20/5A	8	13	**TAC008020X05**
25/5A	8	13	**TAC008025X05**
30/5A	8	13	**TAC008030X05**
40/5A	8	13	**TAC008040X05**
50/5A	8	13	**TAC008050X05**
60/5A	8	13	**TAC008060X05**
80/5A	8	13	**TAC008080X05**

Sono disponibili i trasformatori con secondario 1A e pari prestazioni, i codici di ordinazione sono come in tabella ma con ultima cifra 1

CTs at1A secondary current are also available. The burdens are the same as 5A CTs. The ordering codes are the same as those in the above table but the last figure shall be 1 instead of 5.

Esempio / Example

TA.....05 (secondario/*secondary 5A*) TA.....01 (secondario/*secondary 1A*)

DIMENSIONI - *Dimensions*

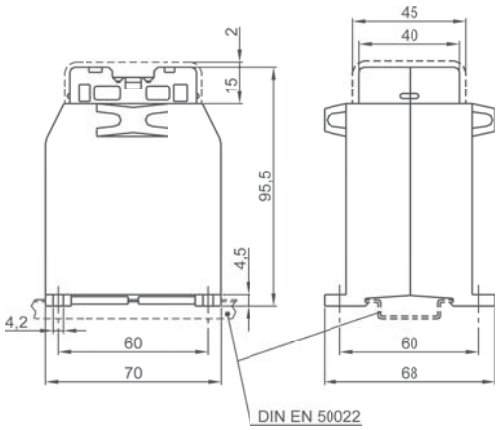

1-30 A kg 0,35 ...0,40

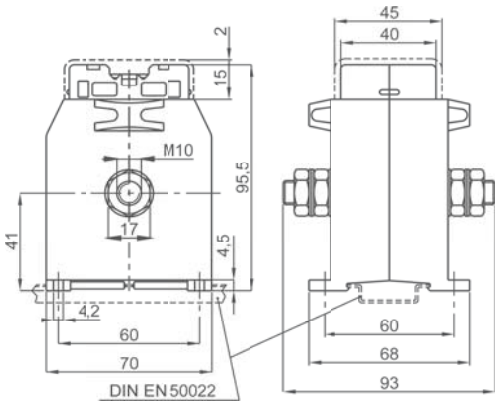

40-80 A kg 0,35 ...0,40

NOTE - *Note*

OPZIONI - *OPTIONS*

Coprimorsetti sigillabile cod. **9SBMCTA**
Sealable terminals cover cod. ***9SBMCTA***

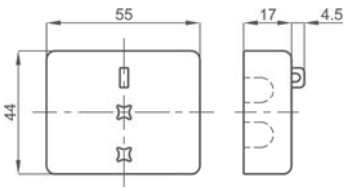

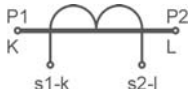

Siglatura morsetti primario e secondario
Primary and secondary connections marking

T.A. DI MISURA A PRIMARIO AVVOLTO
Primary wound measuring CTs

TAC010

EAC UKRMETR TEST STANDARD

Kz - Kazakhstan

INPUT: 5A... 600A

OUTPUT: 5A 1A

DATI TECNICI - *Technical data*

custodia in materiale termoplastico autoestinguente	*self estinguishing thermoplastic material*	UL94-V0
frequenza funzionamento	*operating frequency*	50÷60 Hz
tensione di riferimento per l'isolamento	*insulation reference voltage*	0,72 kV
tensione di prova	*test voltage*	3 kV x 1' 50 Hz
isolamento	*insulation*	classe E
grado di protezione	*protection degree*	IP 00
grado di protezione con coprimorsetti	*protection degree with terminal covers*	IP 20
sovracorrente permanente	*continuous overcurrent*	1,2 In
corrente termica di breve durata nominale (I th)	*rated short-time thermal current (I th)*	40 In
corrente dinamica nominale (I dyn)	*rated dynamic current (I dyn)*	2,5 x I th
fattore di sicurezza	*safety factor*	N ≤ 5
max. potenza dissipata (portata max.)	*max. power dissipation (max range value)*	≤2,5W
temperatura di funzionamento	*operating temperature*	-25 +50 °C
temperatura di magazzinaggio	*storage temperature*	-40 +80 °C
costruzione a norme	*manufactured according to*	IEC/EN 61869-1 IEC/EN 61869-2

TIPO - *Type*

Rapporto *Ratio*	Cl. 0,5 VA	Cl. 1 VA	Codice - *Code*
5/5A	10	20	**TAC010005X05**
10/5A	10	20	**TAC010010X05**
15/5A	10	20	**TAC010015X05**
20/5A	10	20	**TAC010020X05**
25/5A	10	20	**TAC010025X05**
30/5A	10	20	**TAC010030X05**
40/5A	10	20	**TAC010040X05**
50/5A	10	20	**TAC010050X05**
60/5A	10	20	**TAC010060X05**
80/5A	10	20	**TAC010080X05**
100/5A	10	20	**TAC010100X05**
120/5A	10	20	**TAC010120X05**
150/5A	10	20	**TAC010150X05**
200/5A	10	20	**TAC010200X05**
250/5A	10	20	**TAC010250X05**
300/5A	10	20	**TAC010300X05**
400/5A	10	20	**TAC010400X05**
500/5A	10	20	**TAC010500X05**
600/5A	10	20	**TAC010600X05**

Sono disponibili i trasformatori con secondario 1A e pari prestazioni, i codici di ordinazione sono come in tabella ma con ultima cifra 1

CTs at1A secondary current are also available. The burdens are the same as 5A CTs. The ordering codes are the same as those in the above table but the last figure shall be 1 instead of 5.

Esempio / Example

TA.....05 (secondario/*secondary 5A*) **TA.....01 (secondario/*secondary 1A*)**

DIMENSIONI - *Dimensions*

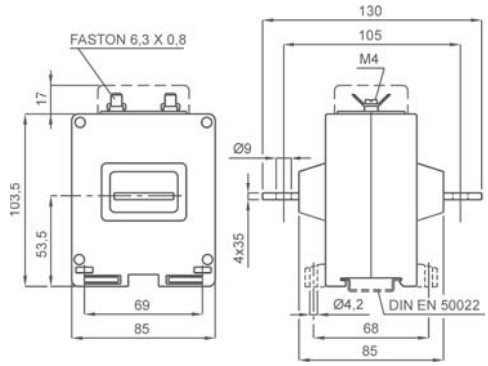

kg 0,70 ...0,90

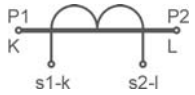

Siglatura morsetti primario e secondario
Primary and secondary connections marking

NOTE - *Note*

ACCESSORI IN DOTAZIONE
- serrafilo con faston 6,3x0,8mm per secondario e corto circuito

SUPPLIED ACCESSORIES
- clamping terminals with faston 6,3x0,8mm for secondary and short-circuit

OPZIONI - *OPTIONS*

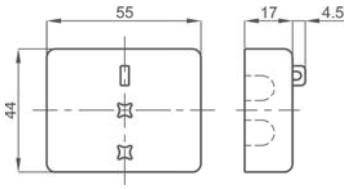

Coprimorsetti sigillabile cod. **9SBMCTA**
Sealable terminals cover cod. ***9SBMCTA***

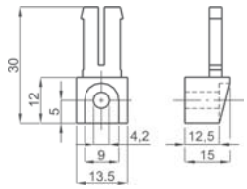

Piedini di fissaggio cod. **9SAMPDL**
Fixing feet cod. ***9SAMPDL***

T.A. DI MISURA A PRIMARIO AVVOLTO
Primary wound measuring CTs

TAC020

EAC UKRMETR TEST STANDARD

Kz - Kazakhstan

INPUT: 5A... 600A

OUTPUT: 5A 1A

DATI TECNICI - *Technical data*

custodia in materiale termoplastico autoestinguente	*self estinguishing thermoplastic material*	UL94-V0
frequenza funzionamento	*operating frequency*	50÷60 Hz
tensione di riferimento per l'isolamento	*insulation reference voltage*	0,72 kV
tensione di prova	*test voltage*	3 kV x 1' 50 Hz
isolamento	*insulation*	classe E
grado di protezione	*protection degree*	IP 00
grado di protezione con coprimorsetti	*protection degree with terminal covers*	IP 20
sovracorrente permanente	*continuous overcurrent*	1,2 In
corrente termica di breve durata nominale (I th)	*rated short-time thermal current (I th)*	40 In
corrente dinamica nominale (I dyn)	*rated dynamic current (I dyn)*	2,5 x I th
fattore di sicurezza	*safety factor*	N ≤ 5
max. potenza dissipata (portata max.)	*max. power dissipation (max range value)*	≤3,5W
temperatura di funzionamento	*operating temperature*	-25 +50 °C
temperatura di magazzinaggio	*storage temperature*	-40 +80 °C
costruzione a norme	*manufactured according to*	IEC/EN 61869-1 IEC/EN 61869-2

TIPO - *Type*

Rapporto *Ratio*	Cl. 0,5	Cl. 1	Codice - *Code*
	VA	VA	
5/5A	20	35	**TAC020005X05**
10/5A	20	35	**TAC020010X05**
15/5A	20	35	**TAC020015X05**
20/5A	20	35	**TAC020020X05**
25/5A	20	35	**TAC020025X05**
30/5A	20	35	**TAC020030X05**
40/5A	20	35	**TAC020040X05**
50/5A	20	35	**TAC020050X05**
60/5A	20	35	**TAC020060X05**
80/5A	20	35	**TAC020080X05**
100/5A	20	35	**TAC020100X05**
120/5A	20	35	**TAC020120X05**
150/5A	20	35	**TAC020150X05**
200/5A	20	35	**TAC020200X05**
250/5A	20	35	**TAC020250X05**
300/5A	20	35	**TAC020300X05**
400/5A	20	35	**TAC020400X05**
500/5A	20	35	**TAC020500X05**
600/5A	20	35	**TAC020600X05**

Sono disponibili i trasformatori con secondario 1A e pari prestazioni, i codici di ordinazione sono come in tabella ma con ultima cifra 1

CTs at1A secondary current are also available. The burdens are the same as 5A CTs. The ordering codes are the same as those in the above table but the last figure shall be 1 instead of 5.

Esempio / Example
TA.....05 (secondario/*secondary 5A*) **TA.....01 (secondario/*secondary 1A*)**

DIMENSIONI - *Dimensions*

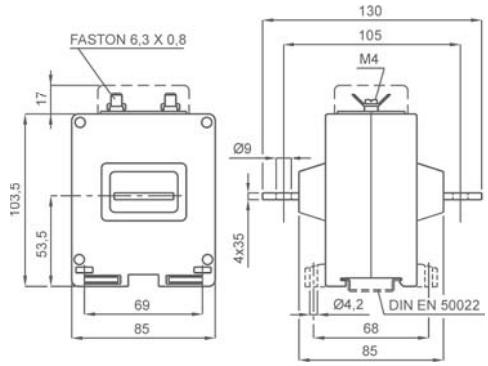

kg 0,70 ...0,90

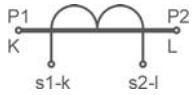

Siglatura morsetti primario e secondario
Primary and secondary connections marking

NOTE - *Note*

ACCESSORI IN DOTAZIONE
- serrafilo con faston 6,3x0,8mm per secondario e corto circuito

SUPPLIED ACCESSORIES
- clamping terminals with faston 6,3x0,8mm for secondary and short-circuit

OPZIONI - *OPTIONS*

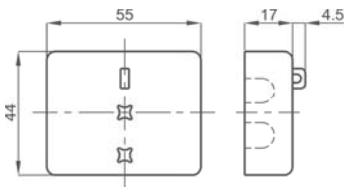

Coprimorsetti sigillabile cod. **9SBMCTA**
Sealable terminals cover cod. ***9SBMCTA***

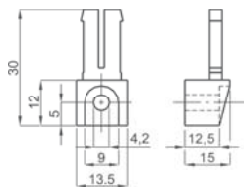

Piedini di fissaggio cod. **9SAMPDL**
Fixing feet cod. ***9SAMPDL***

T.A. DI MISURA A CAVO PASSANTE Ø17

Ø17 Cable passing measuring CTs

TAC017

EAC UKRMETR TEST STANDARD

Kz - Kazakhstan

INPUT: 30A... 200A

OUTPUT: 5A 1A

DATI TECNICI - *Technical data*

custodia in materiale termoplastico autoestinguente	*self estinguishing thermoplastic material*	UL94-V0
frequenza funzionamento	*operating frequency*	50÷60 Hz
tensione di riferimento per l'isolamento	*insulation reference voltage*	0,72 kV
tensione di prova	*test voltage*	3 kV x 1' 50 Hz
isolamento	*insulation*	classe E
grado di protezione	*protection degree*	IP 20
sovracorrente permanente	*continuous overcurrent*	1,2 In
corrente termica di breve durata nominale (I th)	*rated short-time thermal current (I th)*	40 In
corrente dinamica nominale (I dyn)	*rated dynamic current (I dyn)*	2,5 x I th
fattore di sicurezza	*safety factor*	N ≤ 5
max. potenza dissipata (portata max.)	*max. power dissipation (max range value)*	≤2W
temperatura di funzionamento	*operating temperature*	-25 +50 °C
temperatura di magazzinaggio	*storage temperature*	-40 +80 °C
costruzione a norme	*manufactured according to*	IEC/EN 61869-1 IEC/EN 61869-2
terminali secondari integrati	*integrated secondary terminals*	6mm²

TIPO - *Type*

Rapporto *Ratio*	Cl. 0,5	Cl. 1	Cl.3	Codice - *Code*
	VA	VA	VA	
30/5A			1.5	**TAC017030X05**
40/5A			3	**TAC017040X05**
50/5A		1	4	**TAC017050X05**
60/5A		1.25	5	**TAC017060X05**
80/5A	1	2.5	6	**TAC017080X05**
100/5A	2	4	8	**TAC017100X05**
120/5A	2.5	4	10	**TAC017120X05**
150/5A	4	8	15	**TAC017150X05**
200/5A	7	15	20	**TAC017200X05**

Sono disponibili i trasformatori con secondario 1A e pari prestazioni, i codici di ordinazione sono come in tabella ma con ultima cifra 1

CTs at1A secondary current are also available. The burdens are the same as 5A CTs. The ordering codes are the same as those in the above table but the last figure shall be 1 instead of 5.

Esempio / Example

TA.....05 (secondario/*secondary 5A*) **TA.....01 (secondario/*secondary 1A*)**

DIMENSIONI - *Dimensions*

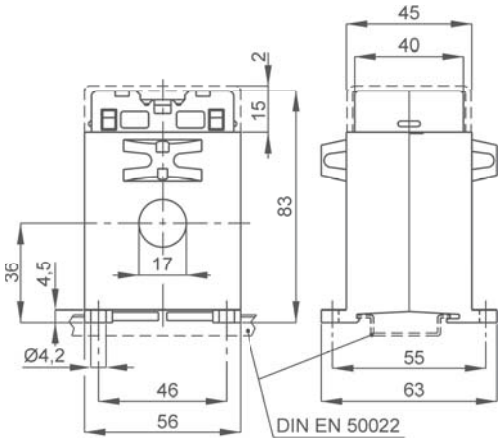

kg 0,25 ...0,30

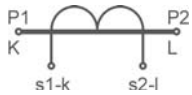

Siglatura morsetti primario e secondario
Primary and secondary connections marking

NOTE - *Note*

OPZIONI - *OPTIONS*

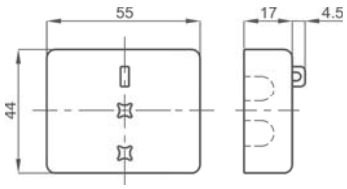

Coprimorsetti sigillabile cod. **9SBMCTA**
Sealable terminals cover cod. ***9SBMCTA***

T.A. DI MISURA A CAVO PASSANTE Ø17

Ø17 Cable passing measuring CTs

TAC071

EAC UKRMETR TEST STANDARD

Kz - Kazakhstan

INPUT: 30A... 150A

OUTPUT: 5A 1A

DATI TECNICI - *Technical data*

custodia in materiale termoplastico autoestinguente	*self estinguishing thermoplastic material*	UL94-V0
frequenza funzionamento	*operating frequency*	50÷60 Hz
tensione di riferimento per l'isolamento	*insulation reference voltage*	0,72 kV
tensione di prova	*test voltage*	3 kV x 1' 50 Hz
isolamento	*insulation*	classe E
grado di protezione	*protection degree*	IP 20
sovracorrente permanente	*continuous overcurrent*	1,2 In
corrente termica di breve durata nominale (I th)	*rated short-time thermal current (I th)*	60 In
corrente dinamica nominale (I dyn)	*rated dynamic current (I dyn)*	2,5 x I th
fattore di sicurezza	*safety factor*	N ≤ 5
max. potenza dissipata (portata max.)	*max. power dissipation (max range value)*	≤2W
temperatura di funzionamento	*operating temperature*	-25 +50 °C
temperatura di magazzinaggio	*storage temperature*	-40 +80 °C
costruzione a norme	*manufactured according to*	IEC/EN 61869-1 IEC/EN 61869-2
terminali secondari integrati	*integrated secondary terminals*	6mm²

TIPO - *Type*

Rapporto *Ratio*	Cl. 0,5	Cl. 1	Cl.3	Codice - *Code*
	VA	VA	VA	
30/5A			2	**TAC071030X05**
40/5A		1	3	**TAC071040X05**
50/5A		2	4	**TAC071050X05**
60/5A	1	3	5	**TAC071060X05**
80/5A	2	5	7.5	**TAC071080X05**
100/5A	4	8	12.5	**TAC071100X05**
120/5A	6	12	15	**TAC071120X05**
150/5A	10	15	20	**TAC071150X05**

Sono disponibili i trasformatori con secondario 1A e pari prestazioni, i codici di ordinazione sono come in tabella ma con ultima cifra 1

CTs at1A secondary current are also available. The burdens are the same as 5A CTs. The ordering codes are the same as those in the above table but the last figure shall be 1 instead of 5.

Esempio / Example

TA.....05 (secondario/*secondary 5A*) **TA.....01 (secondario/*secondary 1A*)**

DIMENSIONI - *Dimensions*

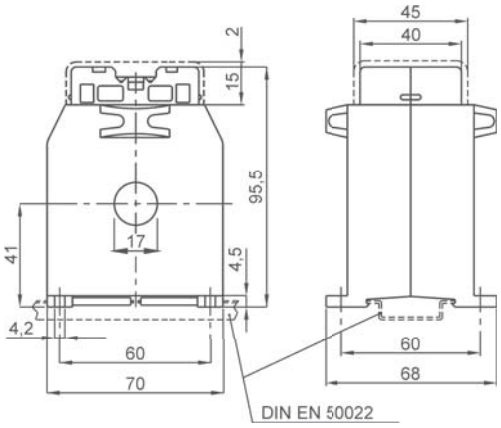

kg 0,55 ...0,75

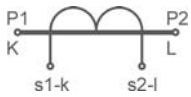

Siglatura morsetti primario e secondario

Primary and secondary connections marking

NOTE - *Note*

OPZIONI - *OPTIONS*

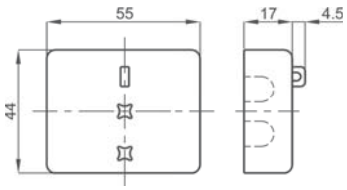

Coprimorsetti sigillabile cod. **9SBMCTA**

Sealable terminals cover cod. ***9SBMCTA***

T.A. DI MISURA A BARRA PASSANTE 20x10

20x10 Busbar passing measuring CTs

TAC021

EAC UKRMETR TEST STANDARD

Kz - Kazakhstan

INPUT: 30A... 250A

OUTPUT: 5A / 1A

DATI TECNICI - *Technical data*

custodia in materiale termoplastico autoestinguente	*self estinguishing thermoplastic material*	UL94-V0
frequenza funzionamento	*operating frequency*	50÷60 Hz
tensione di riferimento per l'isolamento	*insulation reference voltage*	0,72 kV
tensione di prova	*test voltage*	3 kV x 1' 50 Hz
isolamento	*insulation*	classe E
grado di protezione	*protection degree*	IP 20
sovracorrente permanente	*continuous overcurrent*	1,2 In
corrente termica di breve durata nominale (I th)	*rated short-time thermal current (I th)*	60 In
corrente dinamica nominale (I dyn)	*rated dynamic current (I dyn)*	2,5 x I th
fattore di sicurezza	*safety factor*	N ≤ 5
max. potenza dissipata (portata max.)	*max. power dissipation (max range value)*	≤2,5W
temperatura di funzionamento	*operating temperature*	-25 +50 °C
temperatura di magazzinaggio	*storage temperature*	-40 +80 °C
costruzione a norme	*manufactured according to*	IEC/EN 61869-1 IEC/EN 61869-2
terminali secondari integrati	*integrated secondary terminals*	6mm²

TIPO - *Type*

Rapporto *Ratio*	Cl. 0,5	Cl. 1	Cl.3	Codice - *Code*
	VA	VA	VA	
30/5A			1.5	**TAC021030X05**
40/5A			3	**TAC021040X05**
50/5A		2	5	**TAC021050X05**
60/5A		3	6	**TAC021060X05**
80/5A		4	8	**TAC021080X05**
100/5A	3	6	12	**TAC021100X05**
120/5A	4	8	15	**TAC021120X05**
150/5A	6	12	20	**TAC021150X05**
200/5A	10	15	25	**TAC021200X05**
250/5A	15	25	30	**TAC021250X05**

Sono disponibili i trasformatori con secondario 1A e pari prestazioni, i codici di ordinazione sono come in tabella ma con ultima cifra 1

CTs at1A secondary current are also available. The burdens are the same as 5A CTs. The ordering codes are the same as those in the above table but the last figure shall be 1 instead of 5.

Esempio / Example

TA.....05 (secondario/*secondary 5A*) TA.....01 (secondario/*secondary 1A*)

DIMENSIONI - *Dimensions*

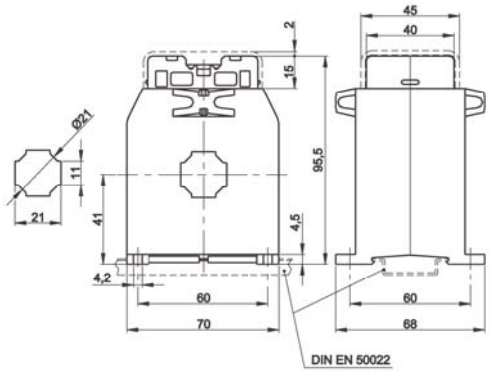

kg 0,50 ...0,70

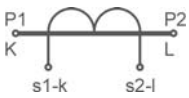

Siglatura morsetti primario e secondario
Primary and secondary connections marking

NOTE - *Note*

ACCESSORI IN DOTAZIONE
- viti per fissaggio TA alla barra
- cappuccio di protezione per vite fissaggio

SUPPLIED ACCESSORY
- *CT fixing set for busbar mounting*
- *protective caps for CT fixing*

OPZIONI - *OPTIONS*

Coprimorsetti sigillabile cod. **9SBMCTA**
Sealable terminals cover cod. ***9SBMCTA***

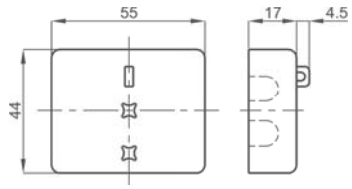

T.A. DI MISURA A CAVO PASSANTE Ø22

Ø22 Cable passing measuring CTs

TAT022

EAC UKRMETR TEST STANDARD

Kz - Kazakhstan

INPUT: 40A... 600A

OUTPUT: 5A 1A

DATI TECNICI - *Technical data*

custodia in materiale termoplastico autoestinguente	*self estinguishing thermoplastic material*	UL94-V0
frequenza funzionamento	*operating frequency*	50÷60 Hz
tensione di riferimento per l'isolamento	*insulation reference voltage*	0,72 kV
tensione di prova	*test voltage*	3 kV x 1' 50 Hz
isolamento	*insulation*	classe E
grado di protezione	*protection degree*	IP 20
sovracorrente permanente	*continuous overcurrent*	1,2 In
corrente termica di breve durata nominale (I th)	*rated short-time thermal current (I th)*	40 In
corrente dinamica nominale (I dyn)	*rated dynamic current (I dyn)*	2,5 x I th
fattore di sicurezza	*safety factor*	N ≤ 5
max. potenza dissipata (portata max.)	*max. power dissipation (max range value)*	≤2,5W
temperatura di funzionamento	*operating temperature*	-25 +50 °C
temperatura di magazzinaggio	*storage temperature*	-40 +80 °C
costruzione a norme	*manufactured according to*	IEC/EN 61869-1 IEC/EN 61869-2
terminali secondari integrati (a richiesta)	*integrated secondary terminals (optional)*	6mm²

TIPO - *Type*

Rapporto *Ratio*	Cl. 0,5	Cl. 1	Cl.3	Codice - *Code*
	VA	VA	VA	
40/5A			1.2	**TAT022040X05**
50/5A			1.2	**TAT022050X05**
60/5A			1.5	**TAT022060X05**
80/5A		1	2.5	**TAT022080X05**
100/5A		1.5	3	**TAT022100X05**
120/5A		2	4	**TAT022120X05**
150/5A	1	3	5	**TAT022150X05**
200/5A	1	1.5	2	**TAT022200X05**
250/5A	1	1.5	3	**TAT022250X05**
300/5A	1	2	4	**TAT022300X05**
400/5A	1.5	3	5	**TAT022400X05**
500/5A	2	4	6	**TAT022500X05**
600/5A	2.5	5	7	**TAT022600X05**

Sono disponibili i trasformatori con secondario 1A e pari prestazioni, i codici di ordinazione sono come in tabella ma con ultima cifra 1

CTs at1A secondary current are also available. The burdens are the same as 5A CTs. The ordering codes are the same as those in the above table but the last figure shall be 1 instead of 5.

Esempio / Example

TA.....05 (secondario/*secondary 5A*) TA.....01 (secondario/*secondary 1A*)

DIMENSIONI - *Dimensions*

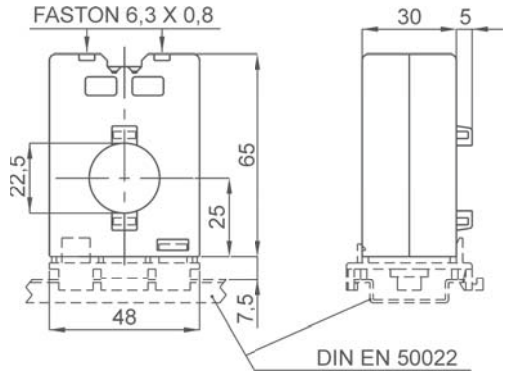

kg 0,25 ...0,30

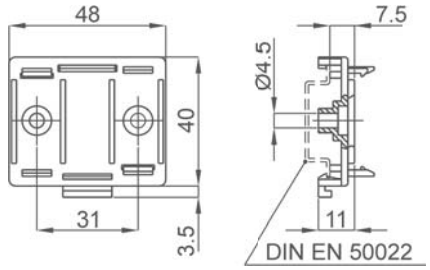

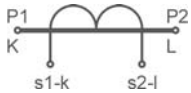

Siglatura morsetti primario e secondario

Primary and secondary connections marking

NOTE - *Note*

ACCESSORI IN DOTAZIONE
- accessorio per fissaggio su guida DIN o a parete

SUPPLIED ACCESSORIES
- Rail DIN or wall fixing accessory

T.A. DI MISURA A CAVO PASSANTE Ø22

Ø22 Cable passing measuring CTs

TAC022

EAC UKRMETR TEST STANDARD

Kz - Kazakhstan

INPUT: 40A... 300A

OUTPUT: 5A 1A

DATI TECNICI - *Technical data*

custodia in materiale termoplastico autoestinguente	*self estinguishing thermoplastic material*	UL94-V0
frequenza funzionamento	*operating frequency*	50÷60 Hz
tensione di riferimento per l'isolamento	*insulation reference voltage*	0,72 kV
tensione di prova	*test voltage*	3 kV x 1' 50 Hz
isolamento	*insulation*	classe E
grado di protezione	*protection degree*	IP 20
sovracorrente permanente	*continuous overcurrent*	1,2 In
corrente termica di breve durata nominale (I th)	*rated short-time thermal current (I th)*	40 In
corrente dinamica nominale (I dyn)	*rated dynamic current (I dyn)*	2,5 x I th
fattore di sicurezza	*safety factor*	N ≤ 5
max. potenza dissipata (portata max.)	*max. power dissipation (max range value)*	≤2W
temperatura di funzionamento	*operating temperature*	-25 +50 °C
temperatura di magazzinaggio	*storage temperature*	-40 +80 °C
costruzione a norme	*manufactured according to*	IEC/EN 61869-1 IEC/EN 61869-2
terminali secondari integrati	*integrated secondary terminals*	6mm²

TIPO - *Type*

Rapporto *Ratio*	Cl. 0,5	Cl. 1	Cl.3	Codice - *Code*
	VA	VA	VA	
40/5A			1.5	**TAC022040X05**
50/5A			2	**TAC022050X05**
60/5A		1	2.5	**TAC022060X05**
80/5A		2	4	**TAC022080X05**
100/5A	1	3	5	**TAC022100X05**
120/5A	2	4	6	**TAC022120X05**
150/5A	3	5	8	**TAC022150X05**
200/5A	5	10	12	**TAC022200X05**
250/5A	8	10	15	**TAC022250X05**
300/5A	9	10	15	**TAC022300X05**

Sono disponibili i trasformatori con secondario 1A e pari prestazioni, i codici di ordinazione sono come in tabella ma con ultima cifra 1

CTs at1A secondary current are also available. The burdens are the same as 5A CTs. The ordering codes are the same as those in the above table but the last figure shall be 1 instead of 5.

Esempio / Example

TA.....05 (secondario/*secondary 5A*) TA.....01 (secondario/*secondary 1A*)

DIMENSIONI - *Dimensions*

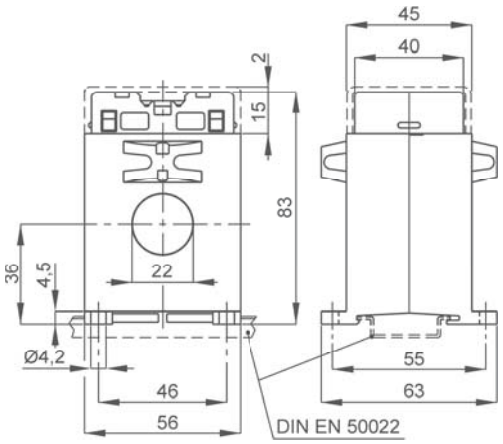

kg 0,25 ...0,30

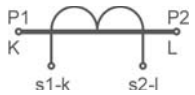

Siglatura morsetti primario e secondario
Primary and secondary connections marking

NOTE - *Note*

ACCESSORI IN DOTAZIONE
- viti per fissaggio TA alla barra
- cappuccio di protezione per vite fissaggio

SUPPLIED ACCESSORY
- CT fixing set for busbar mounting
- protective caps for CT fixing

OPZIONI - *OPTIONS*

Coprimorsetti sigillabile cod. **9SBMCTA**
Sealable terminals cover cod. ***9SBMCTA***

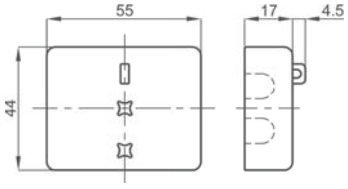

T.A. DI MISURA A BARRA PASSANTE 32x10

32x10 Busbar passing measuring CTs

TAC032

UKRMETR TEST STANDARD

Kz - Kazakhstan

INPUT: 40A... 600A

OUTPUT: 5A / 1A

DATI TECNICI - *Technical data*

custodia in materiale	*self estinguishing*	
termoplastico autoestinguente	*thermoplastic material*	UL94-V0
frequenza funzionamento	*operating frequency*	50÷60 Hz
tensione di riferimento per l'isolamento	*insulation reference voltage*	0,72 kV
tensione di prova	*test voltage*	3 kV x 1' 50 Hz
isolamento	*insulation*	classe E
grado di protezione	*protection degree*	IP 20
sovracorrente permanente	*continuous overcurrent*	1,2 In
corrente termica di breve durata nominale (I th)	*rated short-time thermal current (I th)*	40 In
corrente dinamica nominale (I dyn)	*rated dynamic current (I dyn)*	2,5 x I th
fattore di sicurezza	*safety factor*	N ≤ 5
max. potenza dissipata (portata max.)	*max. power dissipation (max range value)*	≤3,5W
temperatura di funzionamento	*operating temperature*	-25 +50 °C
temperatura di magazzinaggio	*storage temperature*	-40 +80 °C
costruzione a norme	*manufactured according to*	IEC/EN 61869-1 IEC/EN 61869-2
terminali secondari integrati	*integrated secondary terminals*	6mm²

TIPO - *Type*

Rapporto *Ratio*	Cl. 0,5	Cl. 1	Cl.3	Codice - *Code*
	VA	VA	VA	
40/5A			1	**TAC032040X05**
50/5A			1.2	**TAC032050X05**
60/5A			1.5	**TAC032060X05**
80/5A		1	2.5	**TAC032080X05**
100/5A	1	2	3	**TAC032100X05**
120/5A	2	3	4	**TAC032120X05**
150/5A	2.5	3	5	**TAC032150X05**
200/5A	3	5	8	**TAC032200X05**
250/5A	4	7	10	**TAC032250X05**
300/5A	6	10	12	**TAC032300X05**
400/5A	10	12	12	**TAC032400X05**
500/5A	12	15	15	**TAC032500X05**
600/5A	12	15	15	**TAC032600X05**

Sono disponibili i trasformatori con secondario 1A e pari prestazioni, i codici di ordinazione sono come in tabella ma con ultima cifra 1

CTs at1A secondary current are also available. The burdens are the same as 5A CTs. The ordering codes are the same as those in the above table but the last figure shall be 1 instead of 5.

Esempio / Example

TA.....05 (secondario/*secondary 5A*) TA.....01 (secondario/*secondary 1A*)

DIMENSIONI - *Dimensions*

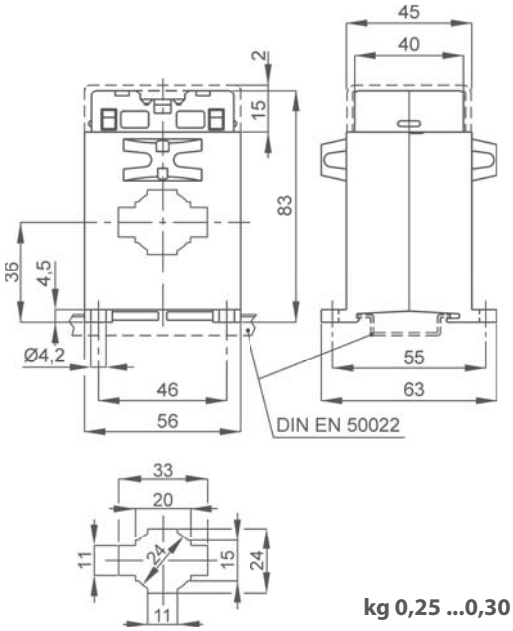

kg 0,25 ...0,30

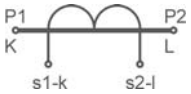

Siglatura morsetti primario e secondario
Primary and secondary connections marking

NOTE - *Note*

ACCESSORI IN DOTAZIONE
- viti per fissaggio TA alla barra
- cappuccio di protezione per vite fissaggio

SUPPLIED ACCESSORY
- *CT fixing set for busbar mounting*
- *protective caps for CT fixing*

OPZIONI - *OPTIONS*

Coprimorsetti sigillabile cod. **9SBMCTA**
Sealable terminals cover cod. ***9SBMCTA***

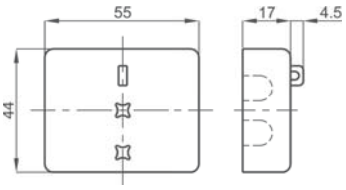

T.A. DI MISURA A BARRA PASSANTE 30x10

30x10 Busbar passing measuring CTs

TAC033

EAC UKRMETR TEST STANDARD

Kz - Kazakhstan

INPUT: 60A... 600A

OUTPUT: 5A 1A

DATI TECNICI - *Technical data*

custodia in materiale termoplastico autoestinguente	*self estinguishing thermoplastic material*	UL94-V0
frequenza funzionamento	*operating frequency*	50÷60 Hz
tensione di riferimento per l'isolamento	*insulation reference voltage*	0,72 kV
tensione di prova	*test voltage*	3 kV x 1' 50 Hz
isolamento	*insulation*	classe E
grado di protezione	*protection degree*	IP 20
sovracorrente permanente	*continuous overcurrent*	1,2 In
corrente termica di breve durata nominale (I th)	*rated short-time thermal current (I th)*	60 In
corrente dinamica nominale (I dyn)	*rated dynamic current (I dyn)*	2,5 x I th
fattore di sicurezza	*safety factor*	N ≤ 5
max. potenza dissipata (portata max.)	*max. power dissipation (max range value)*	≤5W
temperatura di funzionamento	*operating temperature*	-25 +50 °C
temperatura di magazzinaggio	*storage temperature*	-40 +80 °C
costruzione a norme	*manufactured according to*	IEC/EN 61869-1 IEC/EN 61869-2
terminali secondari integrati	*integrated secondary terminals*	6mm²

TIPO - *Type*

Rapporto *Ratio*	Cl. 0,5	Cl. 1	Codice - *Code*
	VA	VA	
60/5A	1	1.5	**TAC033060X05**
80/5A	2	3	**TAC033080X05**
100/5A	3	4	**TAC033100X05**
120/5A	4	5	**TAC033120X05**
150/5A	5	7.5	**TAC033150X05**
200/5A	7.5	10	**TAC033200X05**
250/5A	10	12	**TAC033250X05**
300/5A	10	15	**TAC033300X05**
400/5A	12	20	**TAC033400X05**
500/5A	15	25	**TAC033500X05**
600/5A	20	30	**TAC033600X05**

Sono disponibili i trasformatori con secondario 1A e pari prestazioni, i codici di ordinazione sono come in tabella ma con ultima cifra 1

CTs at1A secondary current are also available. The burdens are the same as 5A CTs. The ordering codes are the same as those in the above table but the last figure shall be 1 instead of 5.

Esempio / Example

TA.....05 (secondario/*secondary 5A*) TA.....01 (secondario/*secondary 1A*)

DIMENSIONI - *Dimensions*

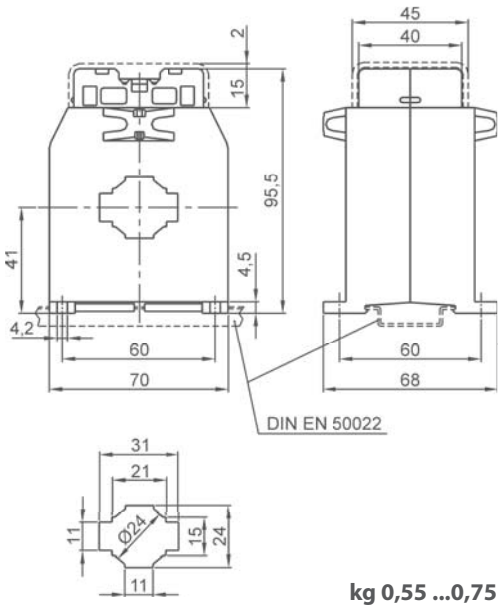

kg 0,55 ...0,75

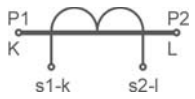

Siglatura morsetti primario e secondario
Primary and secondary connections marking

NOTE - *Note*

ACCESSORI IN DOTAZIONE
- viti per fissaggio TA alla barra
- cappuccio di protezione per vite fissaggio

SUPPLIED ACCESSORY
- CT fixing set for busbar mounting
- protective caps for CT fixing

OPZIONI - *OPTIONS*

Coprimorsetti sigillabile cod. **9SBMCTA**
Sealable terminals cover cod. ***9SBMCTA***

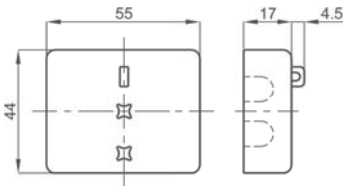

T.A. DI MISURA A BARRA PASSANTE 40x10

40x10 Busbar passing measuring CTs

TAC040

EAC UKRMETR TEST STANDARD

Kz - Kazakhstan

INPUT: 100A... 1000A

OUTPUT: 5A 1A

DATI TECNICI - *Technical data*

custodia in materiale termoplastico autoestinguente	*self estinguishing thermoplastic material*	UL94-V0
frequenza funzionamento	*operating frequency*	50÷60 Hz
tensione di riferimento per l'isolamento	*insulation reference voltage*	0,72 kV
tensione di prova	*test voltage*	3 kV x 1' 50 Hz
isolamento	*insulation*	classe E
grado di protezione	*protection degree*	IP 20
sovracorrente permanente	*continuous overcurrent*	1,2 In
corrente termica di breve durata nominale (I th)	*rated short-time thermal current (I th)*	60 In
corrente dinamica nominale (I dyn)	*rated dynamic current (I dyn)*	2,5 x I th
fattore di sicurezza	*safety factor*	N ≤ 5
max. potenza dissipata (portata max.)	*max. power dissipation (max range value)*	≤7W
temperatura di funzionamento	*operating temperature*	-25 +50 °C
temperatura di magazzinaggio	*storage temperature*	-40 +80 °C
costruzione a norme	*manufactured according to*	IEC/EN 61869-1 IEC/EN 61869-2
terminali secondari integrati	*integrated secondary terminals*	6mm²

TIPO - *Type*

Rapporto *Ratio*	Cl. 0,5	Cl. 1	Cl.3	Codice - *Code*
	VA	VA	VA	
100/5A		1.5	4	**TAC040100X05**
120/5A		2	4	**TAC040120X05**
150/5A	1.5	3	5	**TAC040150X05**
200/5A	2	4	6	**TAC040200X05**
250/5A	3	6	9	**TAC040250X05**
300/5A	5	8	12	**TAC040300X05**
400/5A	10	15	20	**TAC040400X05**
500/5A	12	20	25	**TAC040500X05**
600/5A	15	20	25	**TAC040600X05**
800/5A	18	25	30	**TAC040800X05**
1000/5A	20	25	30	**TAC0401K0X05**

Sono disponibili i trasformatori con secondario 1A e pari prestazioni, i codici di ordinazione sono come in tabella ma con ultima cifra 1

CTs at1A secondary current are also available. The burdens are the same as 5A CTs. The ordering codes are the same as those in the above table but the last figure shall be 1 instead of 5.

Esempio / Example

TA.....05 (secondario/*secondary 5A*) TA.....01 (secondario/*secondary 1A*)

DIMENSIONI - *Dimensions*

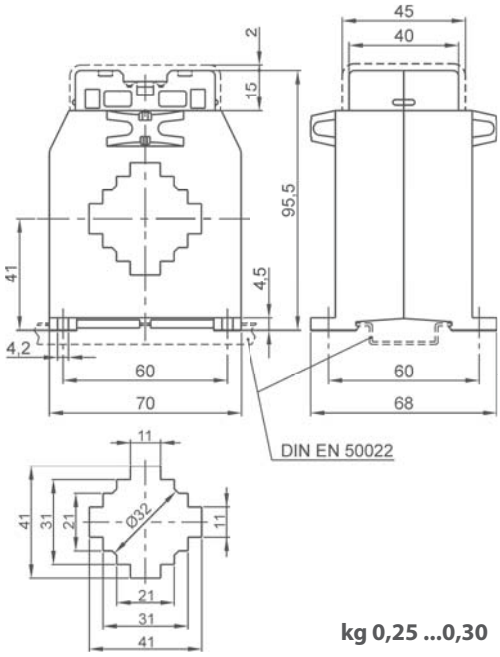

kg 0,25 ...0,30

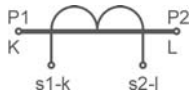

Siglatura morsetti primario e secondario

Primary and secondary connections marking

NOTE - *Note*

ACCESSORI IN DOTAZIONE
- viti per fissaggio TA alla barra
- cappuccio di protezione per vite fissaggio

SUPPLIED ACCESSORY
- *CT fixing set for busbar mounting*
- *protective caps for CT fixing*

OPZIONI - *OPTIONS*

Coprimorsetti sigillabile cod. **9SBMCTA**

Sealable terminals cover cod. ***9SBMCTA***

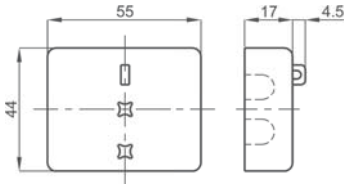

T.A. DI MISURA A BARRA PASSANTE 50x10

50x10 Busbar passing measuring CTs

TAC050

EAC UKRMETR TEST STANDARD

Kz - Kazakhstan

INPUT: 200A... 1200A

OUTPUT: 5A 1A

DATI TECNICI - *Technical data*

custodia in materiale termoplastico autoestinguente	*self estinguishing thermoplastic material*	UL94-V0
frequenza funzionamento	*operating frequency*	50÷60 Hz
tensione di riferimento per l'isolamento	*insulation reference voltage*	0,72 kV
tensione di prova	*test voltage*	3 kV x 1' 50 Hz
isolamento	*insulation*	classe E
grado di protezione	*protection degree*	IP 20
sovracorrente permanente	*continuous overcurrent*	1,2 In
corrente termica di breve durata nominale (I th)	*rated short-time thermal current (I th)*	60 In
corrente dinamica nominale (I dyn)	*rated dynamic current (I dyn)*	2,5 x I th
fattore di sicurezza	*safety factor*	N ≤ 5
max. potenza dissipata (portata max.)	*max. power dissipation (max range value)*	≤10W
temperatura di funzionamento	*operating temperature*	-25 +50 °C
temperatura di magazzinaggio	*storage temperature*	-40 +80 °C
costruzione a norme	*manufactured according to*	IEC/EN 61869-1 IEC/EN 61869-2
terminali secondari integrati	*integrated secondary terminals*	6mm²

TIPO - *Type*

Rapporto *Ratio*	Cl. 0,5	Cl. 1	Cl. 3	Codice - *Code*	
	VA	VA	VA	Orizzontale - *Horizontal*	Verticale - *Vertical*
200/5A		2	3	**TAC050200X05**	**TAC050200X05V**
250/5A	1,5	3	3,5	**TAC050250X05**	**TAC050250X05V**
300/5A	3	4	4,5	**TAC050300X05**	**TAC050300X05V**
400/5A	4	5	6	**TAC050400X05**	**TAC050400X05V**
500/5A	5	6	7	**TAC050500X05**	**TAC050500X05V**
600/5A	6	8	9	**TAC050600X05**	**TAC050600X05V**
800/5A	8	10	11	**TAC050800X05**	**TAC050800X05V**
1000/5A	10	12	13	**TAC0501K0X05**	**TAC0501K0X05V**
1200/5A	12	14	15	**TAC0501K2X05**	**TAC0501K2X05V**

Sono disponibili i trasformatori con secondario 1A e pari prestazioni, i codici di ordinazione sono come in tabella ma con ultima cifra 1

CTs at1A secondary current are also available. The burdens are the same as 5A CTs. The ordering codes are the same as those in the above table but the last figure shall be 1 instead of 5.

Esempio / Example

TA.....05 (secondario/*secondary 5A*) TA.....01 (secondario/*secondary 1A*)

DIMENSIONI - *Dimensions*

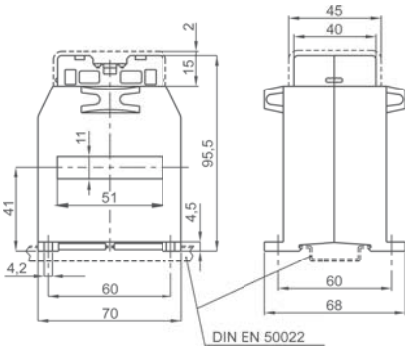

Tipo con passaggio barra orizzontale

Horizontal busbar passing type

kg 0,35 ...0,50

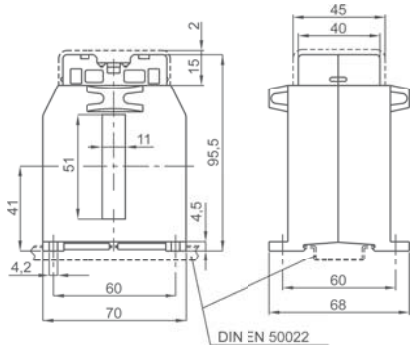

Tipo con passaggio barra verticale

Vertical busbar passing type

kg 0,35 ...0,50

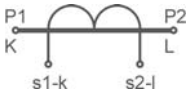

Siglatura morsetti primario e secondario

Primary and secondary connections marking

NOTE - *Note*

ACCESSORI IN DOTAZIONE
- viti per fissaggio TA alla barra
- cappuccio di protezione per vite fissaggio

SUPPLIED ACCESSORY
- *CT fixing set for busbar mounting*
- *protective caps for CT fixing*

OPZIONI - *OPTIONS*

Coprimorsetti sigillabile cod. **9SBMCTA**

Sealable terminals cover cod. ***9SBMCTA***

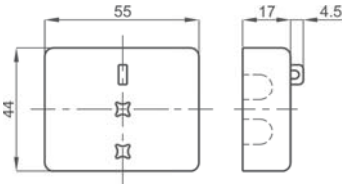

T.A. DI MISURA A BARRA PASSANTE 51x18

51x18 Busbar passing measuring CTs



EAC UKRMETR TEST STANDARD

Kz - Kazakhstan

INPUT: 200A... 1500A

OUTPUT: 5A 1A

DATI TECNICI - *Technical data*

custodia in materiale	*self estinguishing*	
termoplastico autoestinguente	*thermoplastic material*	UL94-V0
frequenza funzionamento	*operating frequency*	50÷60 Hz
tensione di riferimento per l'isolamento	*insulation reference voltage*	0,72 kV
tensione di prova	*test voltage*	3 kV x 1' 50 Hz
isolamento	*insulation*	classe E
grado di protezione	*protection degree*	IP 00
grado di protezione con coprimorsetti	*protection degree with terminal covers*	IP 20
sovracorrente permanente	*continuous overcurrent*	1,2 In
corrente termica di breve durata nominale (I th)	*rated short-time thermal current (I th)*	60 In
corrente dinamica nominale (I dyn)	*rated dynamic current (I dyn)*	2,5 x I th
fattore di sicurezza	*safety factor*	N ≤ 5
max. potenza dissipata (portata max.)	*max. power dissipation (max range value)*	≤ 12,5W
temperatura di funzionamento	*operating temperature*	-25 +50 °C
temperatura di magazzinaggio	*storage temperature*	-40 +80 °C
costruzione a norme	*manufactured according to*	IEC/EN 61869-1 IEC/EN 61869-2

TIPO - *Type*

Rapporto *Ratio*	Cl. 0,5	Cl. 1	Codice - *Code*
	VA	VA	
200/5A	5	10	**TAC051200X05**
250/5A	8	12	**TAC051250X05**
300/5A	10	20	**TAC051300X05**
400/5A	15	20	**TAC051400X05**
500/5A	20	30	**TAC051500X05**
600/5A	30	50	**TAC051600X05**
800/5A	40	60	**TAC051800X05**
1000/5A	50	80	**TAC0511K0X05**
1200/5A	60	80	**TAC0511K2X05**
1500/5A	80	100	**TAC0511K5X05**

Sono disponibili i trasformatori con secondario 1A e pari prestazioni, i codici di ordinazione sono come in tabella ma con ultima cifra 1

CTs at1A secondary current are also available. The burdens are the same as 5A CTs. The ordering codes are the same as those in the above table but the last figure shall be 1 instead of 5.

Esempio / Example

TA.....05 (secondario/*secondary 5A*) **TA.....01 (secondario/*secondary 1A*)**

DIMENSIONI - *Dimensions*

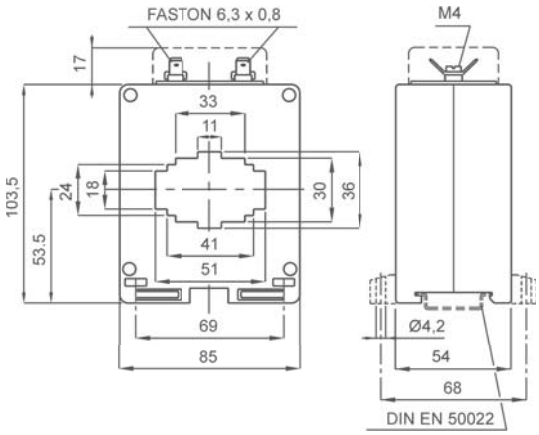

kg 0,50 ...0,70

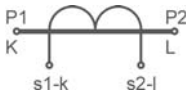

Siglatura morsetti primario e secondario
Primary and secondary connections marking

NOTE - *Note*

ACCESSORI IN DOTAZIONE
- staffa per fissaggio barra
- serrafilo con faston 6,3x0,8mm per secondario e corto circuito
- cappuccio di protezione per vite fissaggio

SUPPLIED ACCESSORIES
- *cable or busbar fixing set*
- *clamping terminals with faston 6,3x0,8mm for secondary and short-circuit*
- *protective caps for CT fixing*

OPZIONI - *OPTIONS*

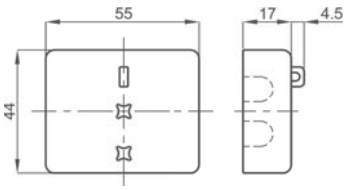

Coprimorsetti sigillabile cod. **9SBMCTA**
Sealable terminals cover cod. ***9SBMCTA***

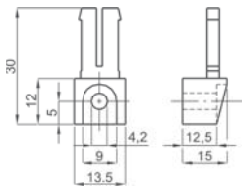

Piedini di fissaggio cod. **9SAMPDL**
Fixing feet cod. ***9SAMPDL***

T.A. DI MISURA A BARRA PASSANTE 51x32 - 41x41

51x32 - 41x41 Busbar passing measuring CTs

TAC053



EAC UKRMETR TEST STANDARD

Kz - Kazakhstan

INPUT: 200A... 2000A

OUTPUT: 5A 1A

DATI TECNICI - *Technical data*

custodia in materiale	*self estinguishing*	
termoplastico autoestinguente	*thermoplastic material*	UL94-V0
frequenza funzionamento	*operating frequency*	50÷60 Hz
tensione di riferimento per l'isolamento	*insulation reference voltage*	0,72 kV
tensione di prova	*test voltage*	3 kV x 1' 50 Hz
isolamento	*insulation*	classe E
grado di protezione	*protection degree*	IP 00
grado di protezione con coprimorsetti	*protection degree with terminal covers*	IP 20
sovracorrente permanente	*continuous overcurrent*	1,2 In
corrente termica di breve durata nominale (I th)	*rated short-time thermal current (I th)*	60 In
corrente dinamica nominale (I dyn)	*rated dynamic current (I dyn)*	2,5 x I th
fattore di sicurezza	*safety factor*	N ≤ 5
max. potenza dissipata (portata max.)	*max. power dissipation (max range value)*	≤ 20W
temperatura di funzionamento	*operating temperature*	-25 +50 °C
temperatura di magazzinaggio	*storage temperature*	-40 +80 °C
costruzione a norme	*manufactured according to*	IEC/EN 61869-1 IEC/EN 61869-2

TIPO - *Type*

Rapporto *Ratio*	Cl. 0,5	Cl. 1	Codice - *Code*
	VA	VA	
200/5A	1	3	**TAC053200X05**
250/5A	2	4	**TAC053250X05**
300/5A	4	6	**TAC053300X05**
400/5A	6	8	**TAC053400X05**
500/5A	8	10	**TAC053500X05**
600/5A	10	12	**TAC053600X05**
800/5A	12	16	**TAC053800X05**
1000/5A	12	16	**TAC0531K0X05**
1200/5A	12	16	**TAC0531K2X05**
1500/5A	16	20	**TAC0531K5X05**
2000/5A	16	20	**TAC0532K0X05**

Sono disponibili i trasformatori con secondario 1A e pari prestazioni, i codici di ordinazione sono come in tabella ma con ultima cifra 1

CTs at1A secondary current are also available. The burdens are the same as 5A CTs. The ordering codes are the same as those in the above table but the last figure shall be 1 instead of 5.

Esempio / Example

TA.....05 (secondario/*secondary 5A*) **TA.....01 (secondario/*secondary 1A*)**

DIMENSIONI - *Dimensions*

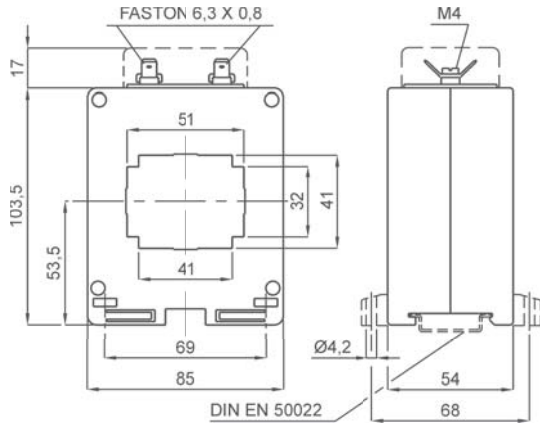

kg 0,50 ...0,70

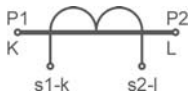

Siglatura morsetti primario e secondario
Primary and secondary connections marking

NOTE - *Note*

ACCESSORI IN DOTAZIONE
- staffa per fissaggio barra
- serrafilo con faston 6,3x0,8mm per secondario e corto circuito
- cappuccio di protezione per vite fissaggio

SUPPLIED ACCESSORIES
- *cable or busbar fixing set*
- *clamping terminals with faston 6,3x0,8mm for secondary and short-circuit*
- *protective caps for CT fixing*

OPZIONI - *OPTIONS*

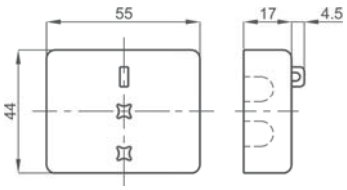

Coprimorsetti sigillabile cod. **9SBMCTA**
Sealable terminals cover cod. ***9SBMCTA***

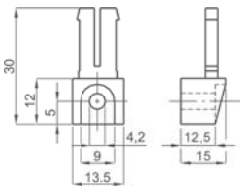

Piedini di fissaggio cod. **9SAMPDL**
Fixing feet cod. ***9SAMPDL***

T.A. DI MISURA A BARRA 61x31 o CAVO Ø51 PASSANTE

61x31 Busbar or Ø51 Cable passing measuring CTs

TAT061



EAC UKRMETR TEST STANDARD

Kz - Kazakhstan

INPUT: 250A... 2000A

OUTPUT: 5A / 1A

DATI TECNICI - *Technical data*

custodia in materiale termoplastico autoestinguente	*self estinguishing thermoplastic material*	UL94-V0
frequenza funzionamento	*operating frequency*	50÷60 Hz
tensione di riferimento per l'isolamento	*insulation reference voltage*	0,72 kV
tensione di prova	*test voltage*	3 kV x 1' 50 Hz
isolamento	*insulation*	classe E
grado di protezione	*protection degree*	IP 20
sovracorrente permanente	*continuous overcurrent*	1,2 In
corrente termica di breve durata nominale (I th)	*rated short-time thermal current (I th)*	60 In
corrente dinamica nominale (I dyn)	*rated dynamic current (I dyn)*	2,5 x I th
fattore di sicurezza	*safety factor*	N ≤ 5
max. potenza dissipata (portata max.)	*max. power dissipation (max range value)*	≤10W
temperatura di funzionamento	*operating temperature*	-25 +50 °C
temperatura di magazzinaggio	*storage temperature*	-40 +80 °C
costruzione a norme	*manufactured according to*	IEC/EN 61869-1 IEC/EN 61869-2
terminali secondari integrati	*integrated secondary terminals*	6mm²

TIPO - *Type*

Rapporto *Ratio*	Cl. 0,5	Cl. 1	Cl.3	Codice - *Code*	
	VA	VA	VA	Orizzontale - *Horizontal*	Verticale - *Vertical*
250/5A	-	3	5	**TAT061250X05**	**TAT061250X05V**
300/5A	-	4	6	**TAT061300X05**	**TAT061300X05V**
400/5A	2	6	10	**TAT061400X05**	**TAT061400X05V**
500/5A	4	10	12	**TAT061500X05**	**TAT061500X05V**
600/5A	6	15	18	**TAT061600X05**	**TAT061600X05V**
800/5A	8	15	20	**TAT061800X05**	**TAT061800X05V**
1000/5A	10	20	30	**TAT0611K0X05**	**TAT0611K0X05V**
1200/5A	12	25	30	**TAT0611K2X05**	**TAT0611K2X05V**
1500/5A	20	30	40	**TAT0611K5X05**	**TAT0611K5X05V**
2000/5A	25	40	50	**TAT0612K0X05**	**TAT0612K0X05V**

Sono disponibili i trasformatori con secondario 1A e pari prestazioni, i codici di ordinazione sono come in tabella ma con ultima cifra 1

CTs at1A secondary current are also available. The burdens are the same as 5A CTs. The ordering codes are the same as those in the above table but the last figure shall be 1 instead of 5.

Esempio / Example

TA.....05 (secondario/*secondary 5A*) **TA.....01 (secondario/*secondary 1A*)**

DIMENSIONI - *Dimensions*

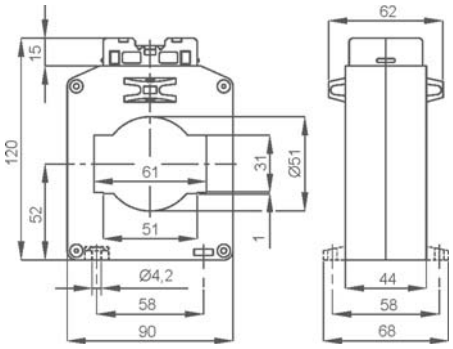

Tipo con passaggio barra orizzontale

Horizontal busbar passing type

kg 0,50 ...1,00

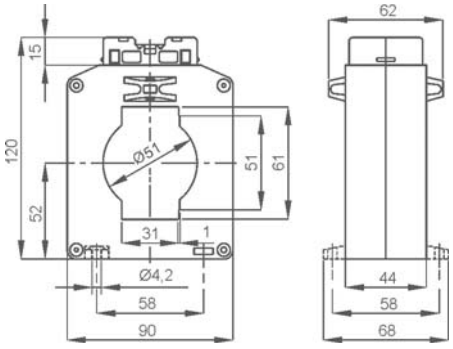

Tipo con passaggio barra verticale

Vertical busbar passing type

kg 0,50 ...1,00

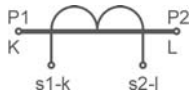

Siglatura morsetti primario e secondario

Primary and secondary connections marking

NOTE - *Note*

ACCESSORI IN DOTAZIONE
- viti per fissaggio TA alla barra
- cappuccio di protezione per vite fissaggio

SUPPLIED ACCESSORY
- *CT fixing set for busbar mounting*
- *protective caps for CT fixing*

OPZIONI - *OPTIONS*

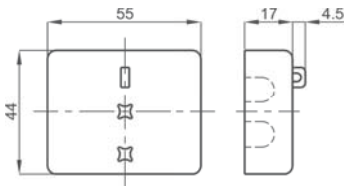

Coprimorsetti sigillabile cod. **9SBMCTA**

Sealable terminals cover cod. ***9SBMCTA***

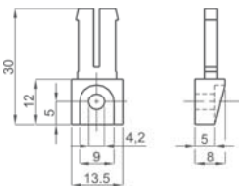

Piedini di fissaggio cod. **9SAMPDC**

Fixing feet cod. ***9SAMPDC***

T.A. DI MISURA A BARRA PASSANTE 63x30

63x30 Busbar passing measuring CTs

TAT063

EAC UKRMETR TEST STANDARD

Kz - Kazakhstan

INPUT: 400A... 2000A

OUTPUT: 5A 1A

DATI TECNICI - *Technical data*

custodia in materiale termoplastico autoestinguente	*self estinguishing thermoplastic material*	UL94-V0
frequenza funzionamento	*operating frequency*	50÷60 Hz
tensione di riferimento per l'isolamento	*insulation reference voltage*	0,72 kV
tensione di prova	*test voltage*	3 kV x 1' 50 Hz
isolamento	*insulation*	classe E
grado di protezione	*protection degree*	IP 00
grado di protezione con coprimorsetti	*protection degree with terminal covers*	IP 20
sovracorrente permanente	*continuous overcurrent*	1,2 In
corrente termica di breve durata nominale (I th)	*rated short-time thermal current (I th)*	60 In
corrente dinamica nominale (I dyn)	*rated dynamic current (I dyn)*	2,5 x I th
fattore di sicurezza	*safety factor*	N ≤ 5
max. potenza dissipata (portata max.)	*max. power dissipation (max range value)*	≤ 12W
temperatura di funzionamento	*operating temperature*	-25 +50 °C
temperatura di magazzinaggio	*storage temperature*	-40 +80 °C
costruzione a norme	*manufactured according to*	IEC/EN 61869-1 IEC/EN 61869-2

TIPO - *Type*

Rapporto *Ratio*	Cl. 0,5	Cl. 1	Codice - *Code*
	VA	VA	
400/5A	4	8	**TAT063400X05**
500/5A	5	10	**TAT063500X05**
600/5A	8	15	**TAT063600X05**
800/5A	10	20	**TAT063800X05**
1000/5A	15	30	**TAT0631K0X05**
1200/5A	20	40	**TAT0631K2X05**
1500/5A	20	40	**TAT0631K5X05**
2000/5A	20	40	**TAT0632K0X05**

Sono disponibili i trasformatori con secondario 1A e pari prestazioni, i codici di ordinazione sono come in tabella ma con ultima cifra 1

CTs at1A secondary current are also available. The burdens are the same as 5A CTs. The ordering codes are the same as those in the above table but the last figure shall be 1 instead of 5.

Esempio / Example

TA.....05 (secondario/*secondary 5A*) **TA.....01 (secondario/*secondary 1A*)**

DIMENSIONI - *Dimensions*

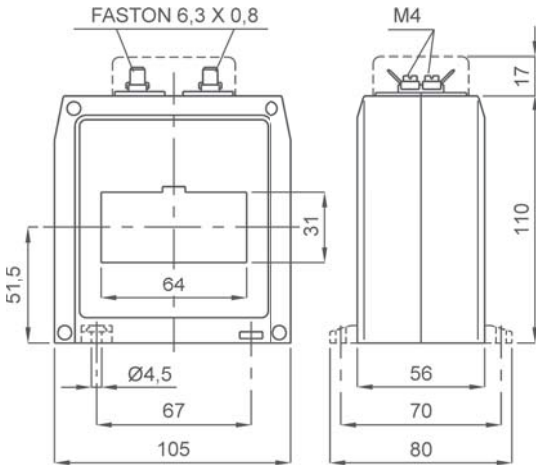

kg 0,55 ...0,75

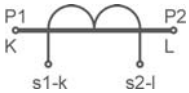

Siglatura morsetti primario e secondario
Primary and secondary connections marking

NOTE - *Note*

ACCESSORI IN DOTAZIONE
- staffa per fissaggio barra
- serrafilo con faston 6,3x0,8mm per secondario e corto circuito
- cappuccio di protezione per vite fissaggio

SUPPLIED ACCESSORIES
- *cable or busbar fixing set*
- *clamping terminals with faston 6,3x0,8mm for secondary and short-circuit*
- *protective caps for CT fixing*

OPZIONI - *OPTIONS*

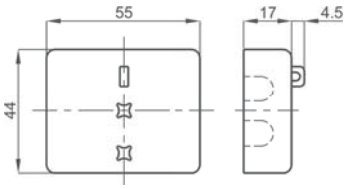

Coprimorsetti sigillabile cod. **9SBMCTA**
Sealable terminals cover cod. ***9SBMCTA***

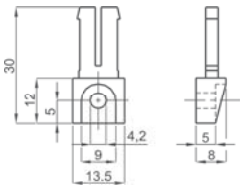

Piedini di fissaggio cod. **9SAMPDC**
Fixing feet cod. ***9SAMPDC***

T.A. DI MISURA A BARRA PASSANTE 64x54

64x54 Busbar passing measuring CTs

TAT064



EAC UKRMETR TEST STANDARD

Kz - Kazakhstan

INPUT: 200A... 2500A

OUTPUT: 5A 1A

NEW!

DATI TECNICI - *Technical data*

custodia in materiale	*self estinguishing*	
termoplastico autoestinguente	*thermoplastic material*	UL94-V0
frequenza funzionamento	*operating frequency*	50÷60 Hz
tensione di riferimento per l'isolamento	*insulation reference voltage*	0,72 kV
tensione di prova	*test voltage*	3 kV x 1' 50 Hz
isolamento	*insulation*	classe E
grado di protezione	*protection degree*	IP 00
grado di protezione con coprimorsetti	*protection degree with terminal covers*	IP 20
sovracorrente permanente	*continuous overcurrent*	1,2 In
corrente termica di breve durata nominale (I th)	*rated short-time thermal current (I th)*	60 In
corrente dinamica nominale (I dyn)	*rated dynamic current (I dyn)*	2,5 x I th
fattore di sicurezza	*safety factor*	N ≤ 5
max. potenza dissipata (portata max.)	*max. power dissipation (max range value)*	≤ 20W
temperatura di funzionamento	*operating temperature*	-25 +50 °C
temperatura di magazzinaggio	*storage temperature*	-40 +80 °C
costruzione a norme	*manufactured according to*	IEC/EN 61869-1 IEC/EN 61869-2

TIPO - *Type*

Rapporto *Ratio*	Cl. 0,5	Cl. 1	Codice - *Code*
	VA	VA	
200/5A	-	2	**TAT064200X05**
300/5A	2	4	**TAT064300X05**
400/5A	4	6	**TAT064400X05**
500/5A	6	8	**TAT064500X05**
600/5A	6	10	**TAT064600X05**
800/5A	8	12	**TAT064800X05**
1000/5A	10	15	**TAT0641K0X05**
1200/5A	12	18	**TAT0641K2X05**
1500/5A	15	20	**TAT0641K5X05**
2000/5A	18	25	**TAT0642K0X05**
2500/5A	20	30	**TAT0642K5X05**

Sono disponibili i trasformatori con secondario 1A e pari prestazioni, i codici di ordinazione sono come in tabella ma con ultima cifra 1

CTs at1A secondary current are also available. The burdens are the same as 5A CTs. The ordering codes are the same as those in the above table but the last figure shall be 1 instead of 5.

Esempio / Example
TA.....05 (secondario/*secondary 5A*) TA.....01 (secondario/*secondary 1A*)

DIMENSIONI - *Dimensions*

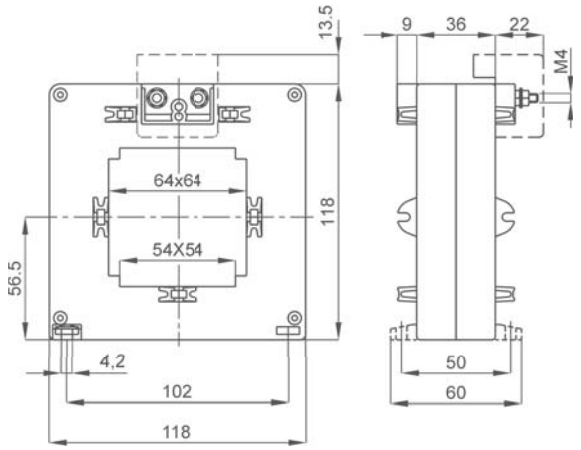

kg 0,45 ...0,65

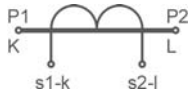

Siglatura morsetti primario e secondario
Primary and secondary connections marking

Fino a 3 barre da 60 x 10mm anche isolate
Up to 3 insulated bars 60 x 10mm

NOTE - *Note*

ACCESSORI IN DOTAZIONE
- viti per fissaggio TA alla barra
- cappuccio di protezione per vite fissaggio

SUPPLIED ACCESSORY
- CT fixing set for busbar mounting
- protective caps for CT fixing

OPZIONI - *OPTIONS*

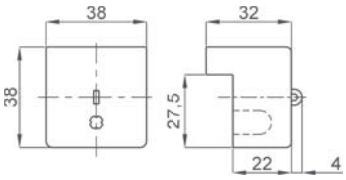

Coprimorsetti cod. **9SBMCTA125**
Coprimorsetti sigillabile cod. **9SBMCTA125S**

*Terminals cover cod. **9SBMCTA125***
*Sealable terminals cover cod. **9SBMCTA125S***

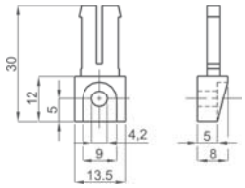

Piedini di fissaggio cod. **9SAMPDC**

*Fixing feet cod. **9SAMPDC***

T.A. DI MISURA A CAVO PASSANTE Ø60

Ø60 Cable passing measuring CTs

TAT060

EAC UKRMETR TEST STANDARD

Kz - Kazakhstan

INPUT: 250A... 1500A

OUTPUT: 5A 1A

DATI TECNICI - *Technical data*

custodia in materiale	*self estinguishing*	
termoplastico autoestinguente	*thermoplastic material*	UL94-V0
frequenza funzionamento	*operating frequency*	50÷60 Hz
tensione di riferimento per l'isolamento	*insulation reference voltage*	0,72 kV
tensione di prova	*test voltage*	3 kV x 1' 50 Hz
isolamento	*insulation*	classe E
grado di protezione	*protection degree*	IP 00
grado di protezione con coprimorsetti	*protection degree with terminal covers*	IP 20
sovracorrente permanente	*continuous overcurrent*	1,2 In
corrente termica di breve durata nominale (I th)	*rated short-time thermal current (I th)*	60 In
corrente dinamica nominale (I dyn)	*rated dynamic current (I dyn)*	2,5 x I th
fattore di sicurezza	*safety factor*	N ≤ 5
max. potenza dissipata (portata max.)	*max. power dissipation (max range value)*	≤ 12W
temperatura di funzionamento	*operating temperature*	-25 +50 °C
temperatura di magazzinaggio	*storage temperature*	-40 +80 °C
costruzione a norme	*manufactured according to*	IEC/EN 61869-1 IEC/EN 61869-2

TIPO - *Type*

Rapporto *Ratio*	Cl. 0,5	Cl. 1	Codice - *Code*
	VA	VA	
250/5A	4	8	**TAT060250X05**
300/5A	5	9	**TAT060300X05**
400/5A	6	10	**TAT060400X05**
500/5A	8	15	**TAT060500X05**
600/5A	10	20	**TAT060600X05**
800/5A	15	30	**TAT060800X05**
1000/5A	20	40	**TAT0601K0X05**
1200/5A	25	50	**TAT0601K2X05**
1500/5A	30	50	**TAT0601K5X05**

Sono disponibili i trasformatori con secondario 1A e pari prestazioni, i codici di ordinazione sono come in tabella ma con ultima cifra 1

CTs at1A secondary current are also available. The burdens are the same as 5A CTs. The ordering codes are the same as those in the above table but the last figure shall be 1 instead of 5.

Esempio / Example

TA.....05 (secondario/*secondary 5A*) **TA.....01 (secondario/*secondary 1A*)**

DIMENSIONI - *Dimensions*

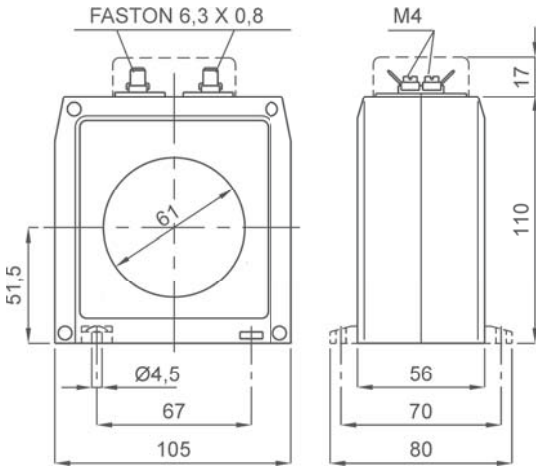

kg 0,55 ...0,75

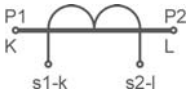

Siglatura morsetti primario e secondario
Primary and secondary connections marking

NOTE - *Note*

ACCESSORI IN DOTAZIONE
- 2 piedini fissaggio TA a parete
- serrafilo con faston 6,3x0,8mm per secondario e corto circuito

SUPPLIED ACCESSORIES
- *CT wall mounting fixing set (2pcs)*
- *clamping terminals with faston 6,3x0,8mm for secondary and short-circuit*

OPZIONI - *OPTIONS*

Coprimorsetti sigillabile cod. **9SBMCTA**
Sealable terminals cover cod. ***9SBMCTA***

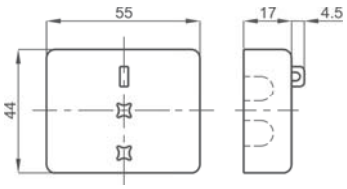

T.A. DI MISURA A CAVO PASSANTE Ø80

Ø80 Cable passing measuring CTs

TAT079

EAC UKRMETR TEST STANDARD

Kz - Kazakhstan

INPUT: 200A... 2500A

OUTPUT: 5A 1A

NEW!

DATI TECNICI - *Technical data*

custodia in materiale	*self estinguishing*	
termoplastico autoestinguente	*thermoplastic material*	UL94-V0
frequenza funzionamento	*operating frequency*	50÷60 Hz
tensione di riferimento per l'isolamento	*insulation reference voltage*	0,72 kV
tensione di prova	*test voltage*	3 kV x 1' 50 Hz
isolamento	*insulation*	classe E
grado di protezione	*protection degree*	IP 00
grado di protezione con coprimorsetti	*protection degree with terminal covers*	IP 20
sovracorrente permanente	*continuous overcurrent*	1,2 In
corrente termica di breve durata nominale (I th)	*rated short-time thermal current (I th)*	60 In
corrente dinamica nominale (I dyn)	*rated dynamic current (I dyn)*	2,5 x I th
fattore di sicurezza	*safety factor*	N ≤ 5
max. potenza dissipata (portata max.)	*max. power dissipation (max range value)*	≤ 20W
temperatura di funzionamento	*operating temperature*	-25 +50 °C
temperatura di magazzinaggio	*storage temperature*	-40 +80 °C
costruzione a norme	*manufactured according to*	IEC/EN 61869-1 IEC/EN 61869-2

TIPO - *Type*

Rapporto *Ratio*	Cl. 0,5	Cl. 1	Codice - *Code*
	VA	VA	
200/5A	-	2	**TAT079200X05**
300/5A	2	4	**TAT079300X05**
400/5A	4	6	**TAT079400X05**
500/5A	6	8	**TAT079500X05**
600/5A	6	10	**TAT079600X05**
800/5A	8	12	**TAT079800X05**
1000/5A	10	15	**TAT0791K0X05**
1200/5A	12	18	**TAT0791K2X05**
1500/5A	15	20	**TAT0791K5X05**
2000/5A	18	25	**TAT0792K0X05**
2500/5A	20	30	**TAT0792K5X05**

Sono disponibili i trasformatori con secondario 1A e pari prestazioni, i codici di ordinazione sono come in tabella ma con ultima cifra 1

CTs at1A secondary current are also available. The burdens are the same as 5A CTs. The ordering codes are the same as those in the above table but the last figure shall be 1 instead of 5.

Esempio / Example

TA.....05 (secondario/*secondary 5A*) **TA.....01 (secondario/*secondary 1A*)**

DIMENSIONI - *Dimensions*

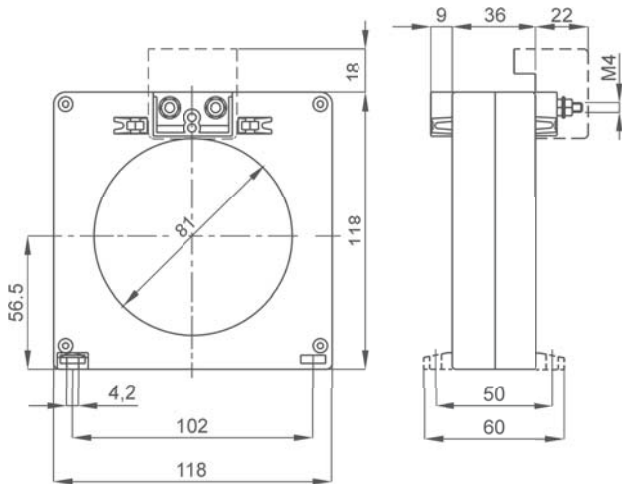

kg 0,45 ...0,65

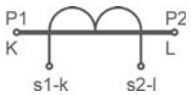

Siglatura morsetti primario e secondario

Primary and secondary connections marking

NOTE - *Note*

ACCESSORI IN DOTAZIONE
- 2 piedini fissaggio TA a parete

SUPPLIED ACCESSORIES
- CT wall mounting fixing set (2pcs)

OPZIONI - *OPTIONS*

Coprimorsetti cod. **9SBMCTA125**
Coprimorsetti sigillabile cod. **9SBMCTA125S**

Terminals cover cod. ***9SBMCTA125***
Sealable terminals cover cod. ***9SBMCTA125S***

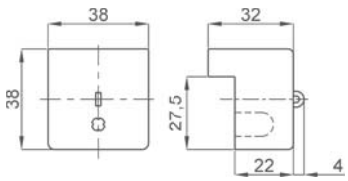

T.A. DI MISURA RESINATO A CAVO PASSANTE Ø50

Resin encapsulated Ø50 cable passing measuring CTs

TAT050

EAC UKRMETR TEST STANDARD

Kz - Kazakhstan

INPUT: 100A... 600A

OUTPUT: 5A 1A

NEW!

DATI TECNICI - *Technical data*

custodia in materiale	*self estinguishing*	
termoplastico autoestinguente	*thermoplastic material*	UL94-V0
frequenza funzionamento	*operating frequency*	50÷60 Hz
tensione di riferimento per l'isolamento	*insulation reference voltage*	0,72 kV
tensione di prova	*test voltage*	3 kV x 1' 50 Hz
isolamento	*insulation*	classe E
grado di protezione	*protection degree*	IP 00
grado di protezione con coprimorsetti	*protection degree with terminal covers*	IP 20
sovracorrente permanente	*continuous overcurrent*	1,2 In
corrente termica di breve durata nominale (I th)	*rated short-time thermal current (I th)*	80 In
corrente dinamica nominale (I dyn)	*rated dynamic current (I dyn)*	2,5 x I th
fattore di sicurezza	*safety factor*	N ≤ 5
max. potenza dissipata (portata max.)	*max. power dissipation (max range value)*	≤ 4,3W
temperatura di funzionamento	*operating temperature*	-25 +50 °C
temperatura di magazzinaggio	*storage temperature*	-40 +80 °C
costruzione a norme	*manufactured according to*	IEC/EN 61869-1 IEC/EN 61869-2

TIPO - *Type*

Rapporto *Ratio*	Cl. 0,5	Cl. 1	Codice - *Code*
	VA	VA	
100/5A	3	4	**TAT050100X05**
150/5A	5	10	**TAT050150X05**
200/5A	15	20	**TAT050200X05**
250/5A	15	25	**TAT050250X05**
300/5A	15	25	**TAT050300X05**
400/5A	15	25	**TAT050400X05**
500/5A	15	25	**TAT050500X05**
600/5A	15	25	**TAT050600X05**

Sono disponibili i trasformatori con secondario 1A e pari prestazioni, i codici di ordinazione sono come in tabella ma con ultima cifra 1

CTs at1A secondary current are also available. The burdens are the same as 5A CTs. The ordering codes are the same as those in the above table but the last figure shall be 1 instead of 5.

Esempio / Example

TA.....05 (secondario/*secondary 5A*) **TA.....01 (secondario/*secondary 1A*)**

DIMENSIONI - *Dimensions*

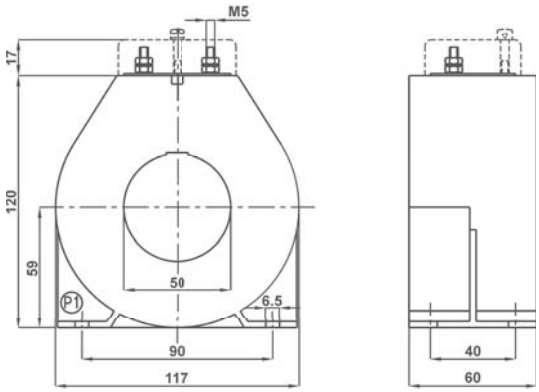

kg 1,10 ...2,15

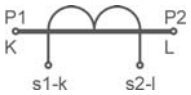

Siglatura morsetti primario e secondario
Primary and secondary connections marking

NOTE - *Note*

OPZIONI - *OPTIONS*

Coprimorsetti cod. **9SBMCTA50**
Coprimorsetti sigillabile cod. **9SBMCTA50S**

Terminals cover cod. ***9SBMCTA50***
Sealable terminals cover cod. ***9SBMCTA50S***

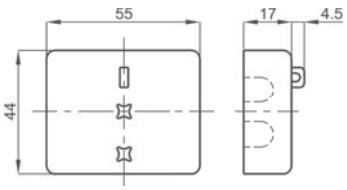

T.A. DI MISURA RESINATO A CAVO PASSANTE Ø90

Resin encapsulated Ø90 cable passing measuring CTs

TAT090

EAC UKRMETR TEST STANDARD

Kz - Kazakhstan

INPUT: 600A... 2500A

OUTPUT: 5A 1A

NEW!

DATI TECNICI - *Technical data*

custodia in materiale termoplastico autoestinguente	*self estinguishing thermoplastic material*	UL94-V0
frequenza funzionamento	*operating frequency*	50÷60 Hz
tensione di riferimento per l'isolamento	*insulation reference voltage*	0,72 kV
tensione di prova	*test voltage*	3 kV x 1' 50 Hz
isolamento	*insulation*	classe E
grado di protezione	*protection degree*	IP 00
grado di protezione con coprimorsetti	*protection degree with terminal covers*	IP 20
sovracorrente permanente	*continuous overcurrent*	1,2 In
corrente termica di breve durata nominale (I th)	*rated short-time thermal current (I th)*	80 In
corrente dinamica nominale (I dyn)	*rated dynamic current (I dyn)*	2,5 x I th
fattore di sicurezza	*safety factor*	N ≤ 5
max. potenza dissipata (portata max.)	*max. power dissipation (max range value)*	≤ 19W
temperatura di funzionamento	*operating temperature*	-25 +50 °C
temperatura di magazzinaggio	*storage temperature*	-40 +80 °C
costruzione a norme	*manufactured according to*	IEC/EN 61869-1 IEC/EN 61869-2

TIPO - *Type*

Rapporto *Ratio*	Cl. 0,5	Cl. 1	Codice - *Code*
	VA	VA	
600/5A	15	20	**TAT090600X05**
800/5A	15	20	**TAT090800X05**
1000/5A	15	20	**TAT0901K0X05**
1200/5A	15	20	**TAT0901K2X05**
1500/5A	15	20	**TAT0901K5X05**
2000/5A	15	20	**TAT0902K0X05**
2500/5A	15	25	**TAT0902K5X05**

Sono disponibili i trasformatori con secondario 1A e pari prestazioni, i codici di ordinazione sono come in tabella ma con ultima cifra 1

CTs at1A secondary current are also available. The burdens are the same as 5A CTs. The ordering codes are the same as those in the above table but the last figure shall be 1 instead of 5.

Esempio / Example

TA.....05 (secondario/*secondary 5A*) **TA.....01 (secondario/*secondary 1A*)**

DIMENSIONI - *Dimensions*

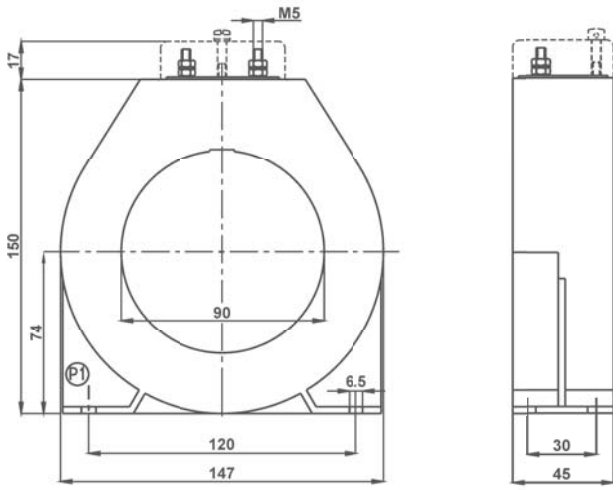

kg 0,90 ...1,15

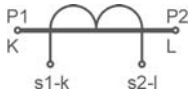

Siglatura morsetti primario e secondario
Primary and secondary connections marking

NOTE - *Note*

OPZIONI - *OPTIONS*

Coprimorsetti cod. **9SBMCTA50**
Coprimorsetti sigillabile cod. **9SBMCTA50S**

Terminals cover cod. ***9SBMCTA50***
Sealable terminals cover cod. ***9SBMCTA50S***

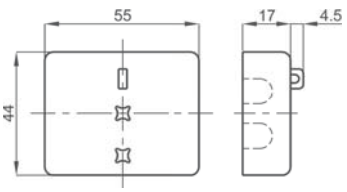

T.A. DI MISURA A BARRA PASSANTE 81x31

81x31 Busbar passing measuring CTs

TAT081

EAC UKRMETR TEST STANDARD

Kz - Kazakhstan

INPUT: 400A... 2500A

OUTPUT: 5A 1A

DATI TECNICI - *Technical data*

custodia in materiale termoplastico autoestinguente	*self estinguishing thermoplastic material*	UL94-V0
frequenza funzionamento	*operating frequency*	50÷60 Hz
tensione di riferimento per l'isolamento	*insulation reference voltage*	0,72 kV
tensione di prova	*test voltage*	3 kV x 1' 50 Hz
isolamento	*insulation*	classe E
grado di protezione	*protection degree*	IP 00
grado di protezione con coprimorsetti	*protection degree with terminal covers*	IP 20
sovracorrente permanente	*continuous overcurrent*	1,2 In
corrente termica di breve durata nominale (I th)	*rated short-time thermal current (I th)*	60 In
corrente dinamica nominale (I dyn)	*rated dynamic current (I dyn)*	2,5 x I th
fattore di sicurezza	*safety factor*	N ≤ 5
max. potenza dissipata (portata max.)	*max. power dissipation (max range value)*	≤ 22W
temperatura di funzionamento	*operating temperature*	-25 +50 °C
temperatura di magazzinaggio	*storage temperature*	-40 +80 °C
costruzione a norme	*manufactured according to*	IEC/EN 61869-1 IEC/EN 61869-2

TIPO - *Type*

Rapporto *Ratio*	Cl. 0,5 VA	Cl. 1 VA	Codice - *Code*
400/5A	3	6	**TAT081400X05**
500/5A	3	6	**TAT081500X05**
600/5A	5	8	**TAT081600X05**
800/5A	8	12.5	**TAT081800X05**
1000/5A	13	15	**TAT0811K0X05**
1200/5A	16	20	**TAT0811K2X05**
1500/5A	20	25	**TAT0811K5X05**
2000/5A	25	30	**TAT0812K0X05**
2500/5A	30	40	**TAT0812K5X05**

Sono disponibili i trasformatori con secondario 1A e pari prestazioni, i codici di ordinazione sono come in tabella ma con ultima cifra 1

CTs at1A secondary current are also available. The burdens are the same as 5A CTs. The ordering codes are the same as those in the above table but the last figure shall be 1 instead of 5.

Esempio / Example

TA.....05 (secondario/*secondary 5A*) TA.....01 (secondario/*secondary 1A*)

DIMENSIONI - *Dimensions*

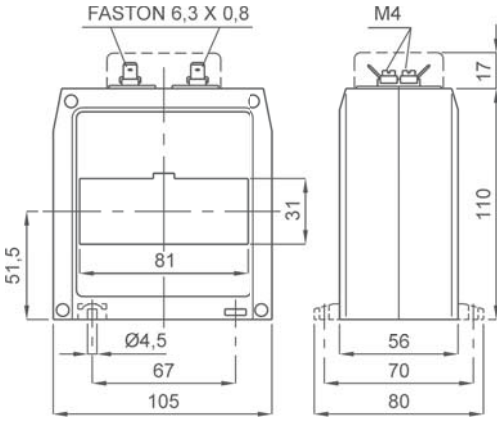

kg 0,55 ...0,75

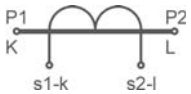

Siglatura morsetti primario e secondario

Primary and secondary connections marking

NOTE - *Note*

ACCESSORI IN DOTAZIONE
- staffa per fissaggio barra
- serrafilo con faston 6,3x0,8mm per secondario e corto circuito
- cappuccio di protezione per vite fissaggio

SUPPLIED ACCESSORIES
- *cable or busbar fixing set*
- *clamping terminals with faston 6,3x0,8mm for secondary and short-circuit*
- *protective caps for CT fixing*

OPZIONI - *OPTIONS*

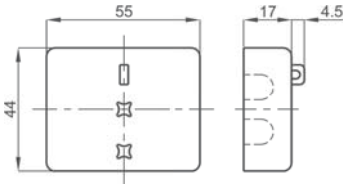

Coprimorsetti sigillabile cod. **9SBMCTA**

Sealable terminals cover cod. ***9SBMCTA***

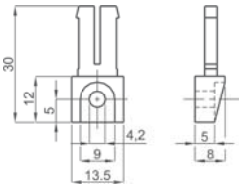

Piedini di fissaggio cod. **9SAMPDC**

Fixing feet cod. ***9SAMPDC***

T.A. DI MISURA A BARRA PASSANTE 82x37

82x37 Busbar passing measuring CTs

TAT082

EAC UKRMETR TEST STANDARD

Kz - Kazakhstan

INPUT: 400A... 2500A

OUTPUT: 5A 1A

DATI TECNICI - *Technical data*

custodia in materiale termoplastico autoestinguente	*self estinguishing thermoplastic material*	UL94-V0
frequenza funzionamento	*operating frequency*	50÷60 Hz
tensione di riferimento per l'isolamento	*insulation reference voltage*	0,72 kV
tensione di prova	*test voltage*	3 kV x 1' 50 Hz
isolamento	*insulation*	classe E
grado di protezione	*protection degree*	IP 00
grado di protezione con coprimorsetti	*protection degree with terminal covers*	IP 20
sovracorrente permanente	*continuous overcurrent*	1,2 In
corrente termica di breve durata nominale (I th)	*rated short-time thermal current (I th)*	80 In
corrente dinamica nominale (I dyn)	*rated dynamic current (I dyn)*	2,5 x I th
fattore di sicurezza	*safety factor*	N ≤ 5
max. potenza dissipata (portata max.)	*max. power dissipation (max range value)*	≤ 17W
temperatura di funzionamento	*operating temperature*	-25 +50 °C
temperatura di magazzinaggio	*storage temperature*	-40 +80 °C
costruzione a norme	*manufactured according to*	IEC/EN 61869-1 IEC/EN 61869-2

TIPO - *Type*

Rapporto *Ratio*	Cl. 0,5	Cl. 1	Codice - *Code*
	VA	VA	
400/5A	6	15	**TAT082400X05**
500/5A	10	20	**TAT082500X05**
600/5A	15	30	**TAT082600X05**
800/5A	20	40	**TAT082800X05**
1000/5A	20	40	**TAT0821K0X05**
1200/5A	25	50	**TAT0821K2X05**
1500/5A	40	80	**TAT0821K5X05**
2000/5A	50	100	**TAT0822K0X05**
2500/5A	60	120	**TAT0822K5X05**

Sono disponibili i trasformatori con secondario 1A e pari prestazioni, i codici di ordinazione sono come in tabella ma con ultima cifra 1

CTs at1A secondary current are also available. The burdens are the same as 5A CTs. The ordering codes are the same as those in the above table but the last figure shall be 1 instead of 5.

Esempio / Example
TA.....05 (secondario/*secondary 5A*) TA.....01 (secondario/*secondary 1A*)

DIMENSIONI - *Dimensions*

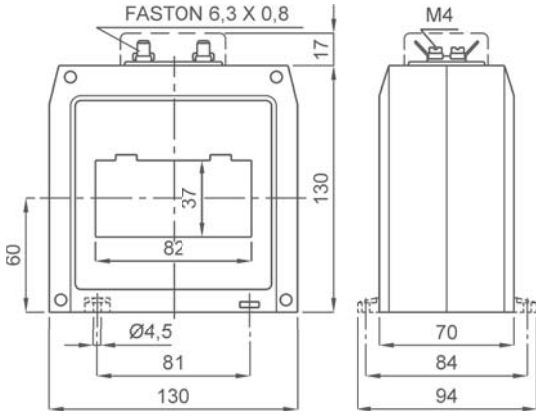

kg 0,55 ...0,75

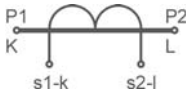

Siglatura morsetti primario e secondario
Primary and secondary connections marking

NOTE - *Note*

ACCESSORI IN DOTAZIONE
- 2 staffe per fissaggio cavo o barra
- serrafilo con faston 6,3x0,8mm per secondario e corto circuito
- cappuccio di protezione per vite fissaggio

SUPPLIED ACCESSORIES
- *cable or busbar fixing set*
- *clamping terminals with faston 6,3x0,8mm for secondary and short-circuit*
- *protective caps for CT fixing*

OPZIONI - *OPTIONS*

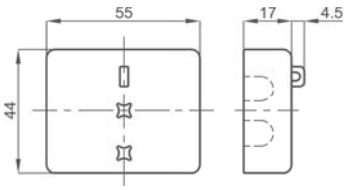

Coprimorsetti sigillabile cod. **9SBMCTA**
Sealable terminals cover cod. ***9SBMCTA***

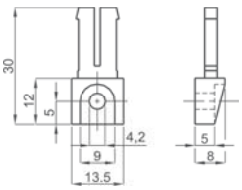

Piedini di fissaggio cod. **9SAMPDC**
Fixing feet cod. ***9SAMPDC***

T.A. DI MISURA A BARRA PASSANTE 62x34- 84x34

62x34 - 84x34 Busbar passing measuring CTs

TAT084



EAC UKRMETR TEST STANDARD

Kz - Kazakhstan

INPUT: 200A... 2500A

OUTPUT: 5A 1A

DATI TECNICI - *Technical data*

custodia in materiale	*self estinguishing*	
termoplastico autoestinguente	*thermoplastic material*	UL94-V0
frequenza funzionamento	*operating frequency*	50÷60 Hz
tensione di riferimento per l'isolamento	*insulation reference voltage*	0,72 kV
tensione di prova	*test voltage*	3 kV x 1' 50 Hz
isolamento	*insulation*	classe E
grado di protezione	*protection degree*	IP 20
sovracorrente permanente	*continuous overcurrent*	1,2 In
corrente termica di breve durata nominale (I th)	*rated short-time thermal current (I th)*	80 In
corrente dinamica nominale (I dyn)	*rated dynamic current (I dyn)*	2,5 x I th
fattore di sicurezza	*safety factor*	N ≤ 5
max. potenza dissipata (portata max.)	*max. power dissipation (max range value)*	≤17W
temperatura di funzionamento	*operating temperature*	-25 +50 °C
temperatura di magazzinaggio	*storage temperature*	-40 +80 °C
costruzione a norme	*manufactured according to*	IEC/EN 61869-1 IEC/EN 61869-2
terminali secondari integrati	*integrated secondary terminals*	6mm²

TIPO - *Type*

Rapporto *Ratio*	Cl. 0,5	Cl. 1	Codice - *Code*
	VA	VA	
200/5A	2	4	**TAT084200X05**
250/5A	3	6	**TAT084250X05**
300/5A	4	8	**TAT084300X05**
400/5A	5	10	**TAT084400X05**
500/5A	6	15	**TAT084500X05**
600/5A	8	20	**TAT084600X05**
800/5A	10	20	**TAT084800X05**
1000/5A	15	25	**TAT0841K0X05**
1200/5A	20	40	**TAT0841K2X05**
1500/5A	25	50	**TAT0841K5X05**
2000/5A	30	60	**TAT0842K0X05**
2500/5A	40	80	**TAT0842K5X05**

Sono disponibili i trasformatori con secondario 1A e pari prestazioni, i codici di ordinazione sono come in tabella ma con ultima cifra 1

CTs at1A secondary current are also available. The burdens are the same as 5A CTs. The ordering codes are the same as those in the above table but the last figure shall be 1 instead of 5.

Esempio / Example

TA.....05 (secondario/*secondary 5A*) **TA.....01 (secondario/*secondary 1A*)**

DIMENSIONI - *Dimensions*

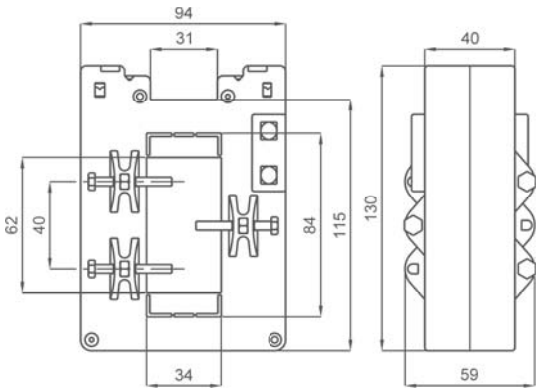

kg
0,75 ...1,50

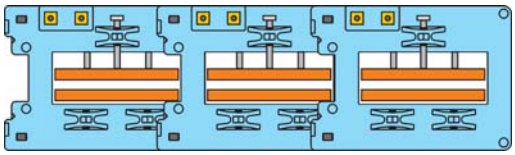

A RICHIESTA: versione con morsetti frontali, adatta al montaggio su barre orizzontali

AVAILABLE ON REQUEST: *secondary terminals on front, suitable for mounting on horizontal bars*

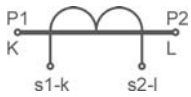

Siglatura morsetti primario e secondario

Primary and secondary connections marking

NOTE - *Note*

ACCESSORI IN DOTAZIONE
- viti per fissaggio TA alla barra
- cappuccio di protezione per vite fissaggio

SUPPLIED ACCESSORY
- *CT fixing set for busbar mounting*
- *protective caps for CT fixing*

OPZIONI - *OPTION*

Coprimorsetti cod. **9SBMCTA84**
Coprimorsetti sigillabile cod. **9SBMCTA84S**

Terminals cover cod. ***9SBMCTA84***
Sealable terminals cover cod. ***9SBMCTA84S***

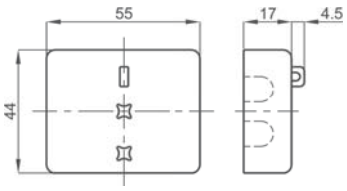

T.A. DI MISURA A BARRA PASSANTE 85x54

85x54 Busbar passing measuring CTs

TAT085



EAC UKRMETR TEST STANDARD

Kz - Kazakhstan

INPUT: 800A... 2500A

OUTPUT: 5A 1A

NEW!

DATI TECNICI - *Technical data*

custodia in materiale	*self estinguishing*	
termoplastico autoestinguente	*thermoplastic material*	UL94-V0
frequenza funzionamento	*operating frequency*	50÷60 Hz
tensione di riferimento per l'isolamento	*insulation reference voltage*	0,72 kV
tensione di prova	*test voltage*	3 kV x 1' 50 Hz
isolamento	*insulation*	classe E
grado di protezione	*protection degree*	IP 00
grado di protezione con coprimorsetti	*protection degree with terminal covers*	IP 20
sovracorrente permanente	*continuous overcurrent*	1,2 In
corrente termica di breve durata nominale (I th)	*rated short-time thermal current (I th)*	60 In
corrente dinamica nominale (I dyn)	*rated dynamic current (I dyn)*	2,5 x I th
fattore di sicurezza	*safety factor*	N ≤ 5
max. potenza dissipata (portata max.)	*max. power dissipation (max range value)*	≤ 20W
temperatura di funzionamento	*operating temperature*	-25 +50 °C
temperatura di magazzinaggio	*storage temperature*	-40 +80 °C
costruzione a norme	*manufactured according to*	IEC/EN 61869-1 IEC/EN 61869-2

TIPO - *Type*

Rapporto *Ratio*	Cl. 0,5	Cl. 1	Codice - *Code*	
	VA	VA	Orizzontale - *Horizontal*	Verticale - *Vertical*
800/5A	5	10	**TAT085800X05**	**TAT085800X05V**
1000/5A	8	15	**TAT0851K0X05**	**TAT0851K0X05V**
1200/5A	10	20	**TAT0851K2X05**	**TAT0851K2X05V**
1500/5A	12	25	**TAT0851K5X05**	**TAT0851K5X05V**
2000/5A	18	35	**TAT0852K0X05**	**TAT0852K0X05V**
2500/5A	20	40	**TAT0852K5X05**	**TAT0852K5X05V**

Sono disponibili i trasformatori con secondario 1A e pari prestazioni, i codici di ordinazione sono come in tabella ma con ultima cifra 1

CTs at1A secondary current are also available. The burdens are the same as 5A CTs. The ordering codes are the same as those in the above table but the last figure shall be 1 instead of 5.

Esempio / Example

TA.....05 (secondario/*secondary 5A*) **TA.....01 (secondario/*secondary 1A*)**



Fino a 3 barre da 80 x 10mm anche isolate

Up to 3 insulated busbars 80 x 10mm

DIMENSIONI - *Dimensions*

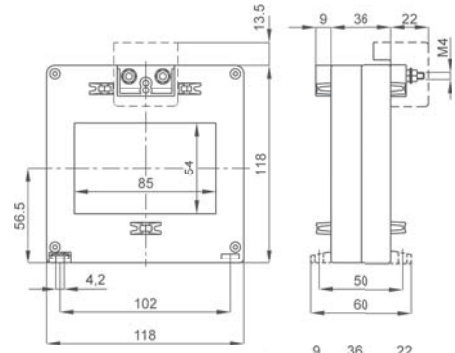

Tipo con passaggio barra orizzontale

Horizontal busbar passing type

kg 0,50 ...0,75

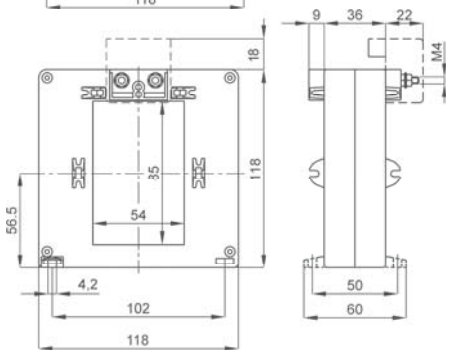

Tipo con passaggio barra verticale

Vertical busbar passing type

kg 0,50 ...0,75

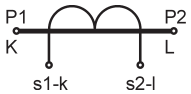

Siglatura morsetti primario e secondario

Primary and secondary connections marking

NOTE - *Note*

ACCESSORI IN DOTAZIONE
- viti per fissaggio TA alla barra
- cappuccio di protezione per vite fissaggio

SUPPLIED ACCESSORY
- *CT fixing set for busbar mounting*
- *protective caps for CT fixing*

OPZIONI - *OPTIONS*

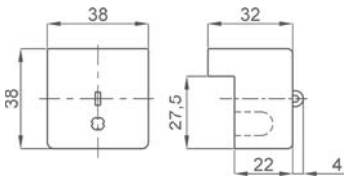

Coprimorsetti / *Terminals cover* cod. **9SBMCTA125**
Coprimorsetti sigillabile / *Sealable terminals cover* cod. **9SBMCTA125S**

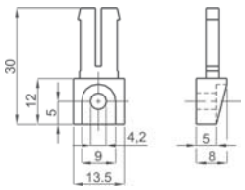

Piedini di fissaggio cod. **9SAMPDC**

*Fixing feet cod. **9SAMPDC***

T.A. DI MISURA A BARRA PASSANTE 102x55

102x55 Busbar passing measuring CTs

TAT101



EAC UKRMETR TEST STANDARD

Kz - Kazakhstan

INPUT: 400A... 4000A

OUTPUT: 5A 1A

DATI TECNICI - *Technical data*

custodia in materiale termoplastico autoestinguente	*self estinguishing thermoplastic material*	UL94-V0
frequenza funzionamento	*operating frequency*	50÷60 Hz
tensione di riferimento per l'isolamento	*insulation reference voltage*	0,72 kV
tensione di prova	*test voltage*	3 kV x 1' 50 Hz
isolamento	*insulation*	classe E
grado di protezione	*protection degree*	IP 20
sovracorrente permanente	*continuous overcurrent*	1,2 In
corrente termica di breve durata nominale (I th)	*rated short-time thermal current (I th)*	80 In
corrente dinamica nominale (I dyn)	*rated dynamic current (I dyn)*	2,5 x I th
fattore di sicurezza	*safety factor*	N ≤ 5
max. potenza dissipata (portata max.)	*max. power dissipation (max range value)*	≤25W
temperatura di funzionamento	*operating temperature*	-25 +50 °C
temperatura di magazzinaggio	*storage temperature*	-40 +80 °C
costruzione a norme	*manufactured according to*	IEC/EN 61869-1 IEC/EN 61869-2
terminali secondari integrati	*integrated secondary terminals*	6mm²

TIPO - *Type*

Rapporto *Ratio*	Cl. 0,5	Cl. 1	Codice - *Code*	
	VA	VA	Orizzontale - *Horizontal*	Verticale - *Vertical*
400/5A	3	5	**TAT101400X05**	**TAT101400X05V**
500/5A	5	8	**TAT101500X05**	**TAT101500X05V**
600/5A	8	12	**TAT101600X05**	**TAT101600X05V**
800/5A	10	18	**TAT101800X05**	**TAT101800X05V**
1000/5A	15	25	**TAT1011K0X05**	**TAT1011K0X05V**
1200/5A	20	30	**TAT1011K2X05**	**TAT1011K2X05V**
1500/5A	30	40	**TAT1011K5X05**	**TAT1011K5X05V**
2000/5A	30	40	**TAT1012K0X05**	**TAT1012K0X05V**
2500/5A	35	40	**TAT1012K5X05**	**TAT1012K5X05V**
3000/5A	35	40	**TAT1013K0X05**	**TAT1013K0X05V**
4000/5A	35	40	**TAT1014K0X05**	**TAT1014K0X05V**

Sono disponibili i trasformatori con secondario 1A e pari prestazioni, i codici di ordinazione sono come in tabella ma con ultima cifra 1

CTs at1A secondary current are also available. The burdens are the same as 5A CTs. The ordering codes are the same as those in the above table but the last figure shall be 1 instead of 5.

Esempio / Example

TA.....05 (secondario/*secondary 5A*) TA.....01 (secondario/*secondary 1A*)

DIMENSIONI - *Dimensions*

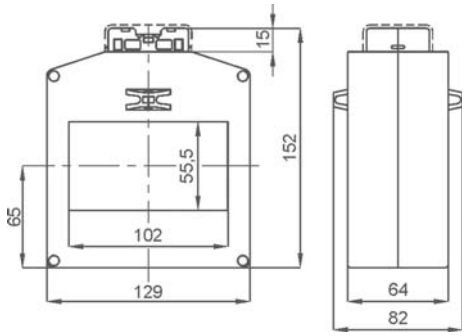

Versione con passaggio barra orizzontale

Horizontal busbar passing type

kg 1,5 ...3,0

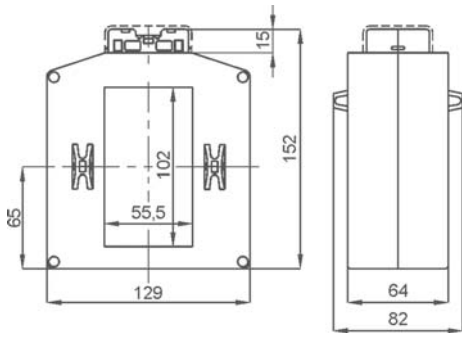

Versione con passaggio barra verticale

Vertical busbar passing type

kg 1,5 ...3,0

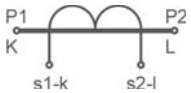

Siglatura morsetti primario e secondario
Primary and secondary connections marking

NOTE - *Note*

ACCESSORI IN DOTAZIONE
- viti per fissaggio TA alla barra
- cappuccio di protezione per vite fissaggio

SUPPLIED ACCESSORY
- *CT fixing set for busbar mounting*
- *protective caps for CT fixing*

OPZIONI - *OPTIONS*

Coprimorsetti sigillabile cod. **9SBMCTA**
Sealable terminals cover cod. ***9SBMCTA***

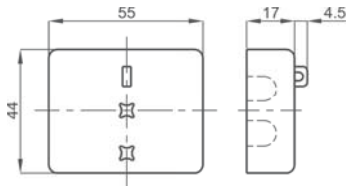

T.A. DI MISURA A BARRA PASSANTE 106x76

106x76 Busbar passing measuring CTs

TAT106



EAC UKRMETR TEST STANDARD

Kz - Kazakhstan

INPUT: 600A... 4000A

OUTPUT: 5A 1A

NEW!

DATI TECNICI - *Technical data*

custodia in materiale	*self estinguishing*	
termoplastico autoestinguente	*thermoplastic material*	UL94-V0
frequenza funzionamento	*operating frequency*	50÷60 Hz
tensione di riferimento per l'isolamento	*insulation reference voltage*	0,72 kV
tensione di prova	*test voltage*	3 kV x 1' 50 Hz
isolamento	*insulation*	classe E
grado di protezione	*protection degree*	IP 00
grado di protezione con coprimorsetti	*protection degree with terminal covers*	IP 20
sovracorrente permanente	*continuous overcurrent*	1,2 In
corrente termica di breve durata nominale (I th)	*rated short-time thermal current (I th)*	60 In
corrente dinamica nominale (I dyn)	*rated dynamic current (I dyn)*	2,5 x I th
fattore di sicurezza	*safety factor*	N ≤ 5
max. potenza dissipata (portata max.)	*max. power dissipation (max range value)*	≤ 30W
temperatura di funzionamento	*operating temperature*	-25 +50 °C
temperatura di magazzinaggio	*storage temperature*	-40 +80 °C
costruzione a norme	*manufactured according to*	IEC/EN 61869-1 IEC/EN 61869-2

TIPO - *Type*

Rapporto *Ratio*	Cl. 0,5	Cl. 1	Codice - *Code*	
	VA	VA	Orizzontale - *Horizontal*	Verticale - *Vertical*
600/5A	2	5	**TAT106600X05**	**TAT106600X05V**
800/5A	4	8	**TAT106800X05**	**TAT106800X05V**
1000/5A	5	10	**TAT1061K0X05**	**TAT1061K0X05V**
1200/5A	5	10	**TAT1061K2X05**	**TAT1061K2X05V**
1500/5A	10	20	**TAT1061K5X05**	**TAT1061K5X05V**
2000/5A	10	20	**TAT1062K0X05**	**TAT1062K0X05V**
2500/5A	12	25	**TAT1062K5X05**	**TAT1062K5X05V**
3000/5A	15	30	**TAT1063K0X05**	**TAT1063K0X05V**
4000/5A	20	40	**TAT1064K0X05**	**TAT1064K0X05V**

Sono disponibili i trasformatori con secondario 1A e pari prestazioni, i codici di ordinazione sono come in tabella ma con ultima cifra 1

CTs at1A secondary current are also available. The burdens are the same as 5A CTs. The ordering codes are the same as those in the above table but the last figure shall be 1 instead of 5.

Esempio / Example

TA.....05 (secondario/*secondary 5A*) TA.....01 (secondario/*secondary 1A*)

DIMENSIONI - *Dimensions*

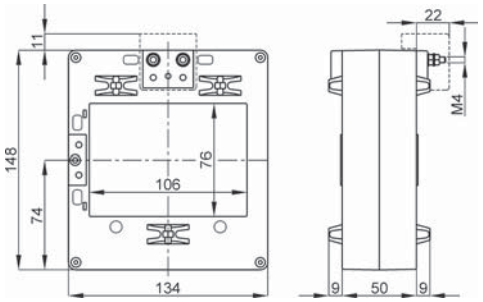

Versione con passaggio barra orizzontale

Horizontal busbar passing type

kg 0,90 ...1,20

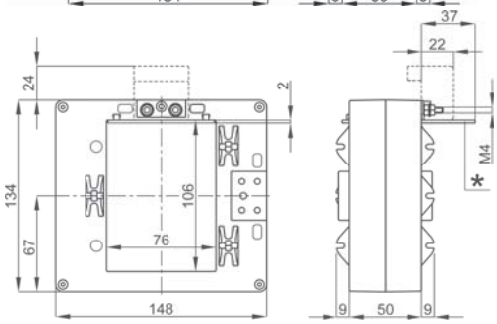

Versione con passaggio barra verticale

Vertical busbar passing type

kg 0,90 ...1,20

Fino a 4 barre da 100 x 10mm anche isolate

Up to 4 insulated busbars 100 x 10mm

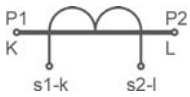

Siglatura morsetti primario e secondario

Primary and secondary connections marking

NOTE - *Note*

ACCESSORI IN DOTAZIONE
- viti per fissaggio TA alla barra
- parete isolante * (solo per versione verticale)
- cappuccio di protezione per vite fissaggio

SUPPLIED ACCESSORIES
- *CT fixing set for busbar mounting*
- *Insulation sector * (only for vertical version)*
- *protective caps for CT fixing*

OPZIONI - *OPTIONS*

* Parete isolante cod. **9SBMPRT**

** Insulating sector cod. **9SBMPRT***

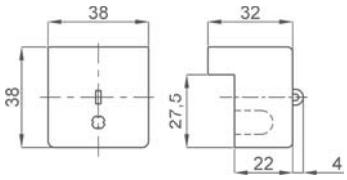

Coprimorsetti / *Terminals cover* cod. **9SBMCTA125**

Coprim. sigillabile / *Sealable terminals cover* cod. **9SBMCTA125S**

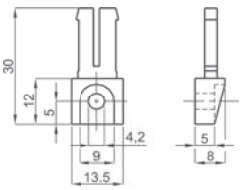

Piedini di fissaggio cod. **9SAMPDC**

*Fixing feet cod. **9SAMPDC***

T.A. DI MISURA A BARRA PASSANTE 105x55 - 127x55

105x55 - 127x55 Busbar passing measuring CTs

TAT125



EAC UKRMETR TEST STANDARD

Kz - Kazakhstan

INPUT: 400A... 4000A

OUTPUT: 5A 1A

DATI TECNICI - *Technical data*

custodia in materiale termoplastico autoestinguente	*self estinguishing thermoplastic material*	UL94-V0
frequenza funzionamento	*operating frequency*	50÷60 Hz
tensione di riferimento per l'isolamento	*insulation reference voltage*	0,72 kV
tensione di prova	*test voltage*	3 kV x 1' 50 Hz
isolamento	*insulation*	classe E
grado di protezione	*protection degree*	IP 00
grado di protezione con coprimorsetti	*protection degree with terminal covers*	IP 20
sovracorrente permanente	*continuous overcurrent*	1,2 In
corrente termica di breve durata nominale (I th)	*rated short-time thermal current (I th)*	80 In
corrente dinamica nominale (I dyn)	*rated dynamic current (I dyn)*	2,5 x I th
fattore di sicurezza	*safety factor*	N ≤ 5
max. potenza dissipata (portata max.)	*max. power dissipation (max range value)*	≤ 25W
temperatura di funzionamento	*operating temperature*	-25 +50 °C
temperatura di magazzinaggio	*storage temperature*	-40 +80 °C
costruzione a norme	*manufactured according to*	IEC/EN 61869-1 IEC/EN 61869-2

TIPO - *Type*

Rapporto *Ratio*	Cl. 0,5	Cl. 1	Codice - *Code*
	VA	VA	
400/5A	2	7	**TAT125400X05**
500/5A	4	10	**TAT125500X05**
600/5A	6	12	**TAT125600X05**
800/5A	12	16	**TAT125800X05**
1000/5A	15	22	**TAT1251K0X05**
1200/5A	15	30	**TAT1251K2X05**
1500/5A	22	35	**TAT1251K5X05**
2000/5A	27	40	**TAT1252K0X05**
2500/5A	30	50	**TAT1252K5X05**
3000/5A	35	50	**TAT1253K0X05**
4000/5A	35	50	**TAT1254K0X05**

Sono disponibili i trasformatori con secondario 1A e pari prestazioni, i codici di ordinazione sono come in tabella ma con ultima cifra 1

CTs at1A secondary current are also available. The burdens are the same as 5A CTs. The ordering codes are the same as those in the above table but the last figure shall be 1 instead of 5.

Esempio / Example

TA.....05 (secondario/*secondary 5A*) **TA.....01 (secondario/*secondary 1A*)**

DIMENSIONI - *Dimensions*

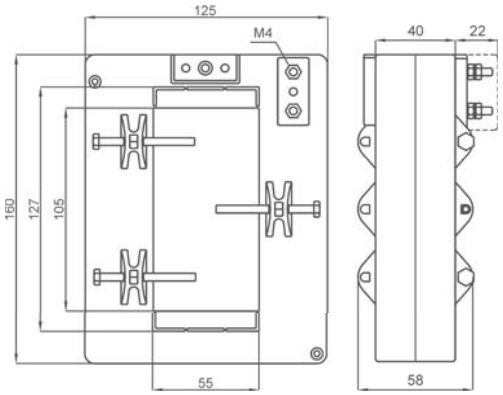

kg 1,2 ...3,0

A RICHIESTA:

versione con morsetti centrali su lato corto.

Per questa versione è obbligatorio l'utilizzo del coprimorsetto cod. **9SBMCTA125**

AVAILABLE ON REQUEST:

central terminal position on CT upper side.

Usage of terminals cover cod. ***9SBMCTA125*** *is mandatory on this version.*

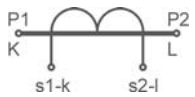

Siglatura morsetti primario e secondario

Primary and secondary connections marking

NOTE - *Note*

ACCESSORI IN DOTAZIONE
- sistema fissaggio barre incorporato
- cappuccio di protezione per vite fissaggio

SUPPLIED ACCESSORIES
- *built-in busbar fixing system*
- *protective caps for CT fixing*

OPZIONI - *OPTION*

Coprimorsetti cod. **9SBMCTA125**
Coprimorsetti sigillabile cod. **9SBMCTA125S**

Terminals cover cod. ***9SBMCTA125***
Sealable terminals cover cod. ***9SBMCTA125S***

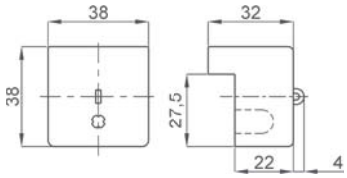

T.A. DI MISURA A BARRA PASSANTE 105x38 - 127x38

105x38 - 127x38 Busbar passing measuring CTs

TAT126

EAC UKRMETR TEST STANDARD

Kz - Kazakhstan

INPUT: 400A... 4000A

OUTPUT: 5A 1A

DATI TECNICI - *Technical data*

custodia in materiale	*self estinguishing*	
termoplastico autoestinguente	*thermoplastic material*	UL94-V0
frequenza funzionamento	*operating frequency*	50÷60 Hz
tensione di riferimento per l'isolamento	*insulation reference voltage*	0,72 kV
tensione di prova	*test voltage*	3 kV x 1' 50 Hz
isolamento	*insulation*	classe E
grado di protezione	*protection degree*	IP 20
sovracorrente permanente	*continuous overcurrent*	1,2 In
corrente termica di breve durata nominale (I th)	*rated short-time thermal current (I th)*	80 In
corrente dinamica nominale (I dyn)	*rated dynamic current (I dyn)*	2,5 x I th
fattore di sicurezza	*safety factor*	N ≤ 5
max. potenza dissipata (portata max.)	*max. power dissipation (max range value)*	≤27W
temperatura di funzionamento	*operating temperature*	-25 +50 °C
temperatura di magazzinaggio	*storage temperature*	-40 +80 °C
costruzione a norme	*manufactured according to*	IEC/EN 61869-1 IEC/EN 61869-2
terminali secondari integrati	*integrated secondary terminals*	6mm²

TIPO - *Type*

Rapporto *Ratio*	Cl. 0,5	Cl. 1	Codice - *Code*
	VA	VA	
400/5A	3	5	**TAT126400X05**
500/5A	4	8	**TAT126500X05**
600/5A	6	12	**TAT126600X05**
800/5A	8	15	**TAT126800X05**
1000/5A	12	20	**TAT1261K0X05**
1200/5A	15	30	**TAT1261K2X05**
1500/5A	20	40	**TAT1261K5X05**
2000/5A	30	60	**TAT1262K0X05**
2500/5A	40	80	**TAT1262K5X05**
3000/5A	50	80	**TAT1263K0X05**
4000/5A	60	100	**TAT1264K0X05**

Sono disponibili i trasformatori con secondario 1A e pari prestazioni, i codici di ordinazione sono come in tabella ma con ultima cifra 1

CTs at1A secondary current are also available. The burdens are the same as 5A CTs. The ordering codes are the same as those in the above table but the last figure shall be 1 instead of 5.

Esempio / Example

TA.....05 (secondario/*secondary 5A*) **TA.....01 (secondario/*secondary 1A*)**

DIMENSIONI - *Dimensions*

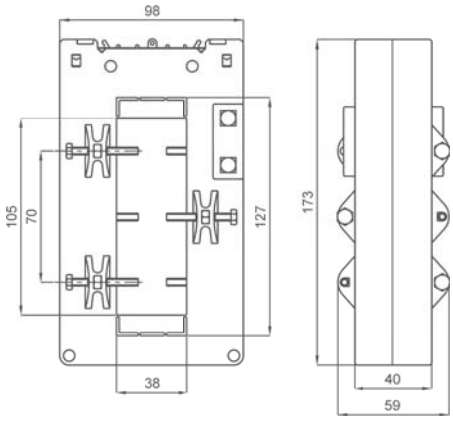

kg 1,2 ...3,0

A RICHIESTA:
versione con morsetti frontali.

AVAILABLE ON REQUEST:
secondary terminals on front.

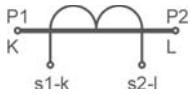

Siglatura morsetti primario e secondario
Primary and secondary connections marking

NOTE - *Note*

ACCESSORI IN DOTAZIONE
- sistema fissaggio barre incorporato
- cappuccio di protezione per vite fissaggio

SUPPLIED ACCESSORIES
- built-in busbar fixing system
- protective caps for CT fixing

OPZIONI - *OPTION*

Coprimorsetti cod. **9SBMCTA126**
Coprimorsetti sigillabile cod. **9SBMCTA126S**

Terminals cover cod. ***9SBMCTA126***
Sealable terminals cover cod. ***9SBMCTA126S***

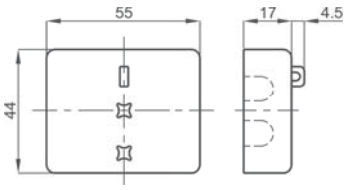

T.A. DI MISURA A BARRA PASSANTE 127x55

127x55 Busbar passing measuring CTs

TAT127

EAC UKRMETR TEST STANDARD

Kz - Kazakhstan

INPUT: 800A... 5000A

OUTPUT: 5A 1A

DATI TECNICI - *Technical data*

custodia in materiale termoplastico autoestinguente	*self estinguishing thermoplastic material*	UL94-V0
frequenza funzionamento	*operating frequency*	50÷60 Hz
tensione di riferimento per l'isolamento	*insulation reference voltage*	0,72 kV
tensione di prova	*test voltage*	3 kV x 1' 50 Hz
isolamento	*insulation*	classe E
grado di protezione	*protection degree*	IP 00
grado di protezione con coprimorsetti	*protection degree with terminal covers*	IP 20
sovracorrente permanente	*continuous overcurrent*	1,2 In
corrente termica di breve durata nominale (I th)	*rated short-time thermal current (I th)*	80 In
corrente dinamica nominale (I dyn)	*rated dynamic current (I dyn)*	2,5 x I th
fattore di sicurezza	*safety factor*	N ≤ 5
max. potenza dissipata (portata max.)	*max. power dissipation (max range value)*	≤ 50W
temperatura di funzionamento	*operating temperature*	-25 +50 °C
temperatura di magazzinaggio	*storage temperature*	-40 +80 °C
costruzione a norme	*manufactured according to*	IEC/EN 61869-1 IEC/EN 61869-2

TIPO - *Type*

Rapporto *Ratio*	Cl. 0,5	Cl. 1	Codice - *Code*
	VA	VA	
800/5A	20	40	**TAT127800X05**
1000/5A	20	40	**TAT1271K0X05**
1200/5A	25	50	**TAT1271K2X05**
1500/5A	40	80	**TAT1271K5X05**
2000/5A	50	100	**TAT1272K0X05**
2500/5A	60	120	**TAT1272K5X05**
3000/5A	80	160	**TAT1273K0X05**
4000/5A	100	200	**TAT1274K0X05**
5000/5A	120	240	**TAT1275K0X05**

Sono disponibili i trasformatori con secondario 1A e pari prestazioni, i codici di ordinazione sono come in tabella ma con ultima cifra 1

CTs at1A secondary current are also available. The burdens are the same as 5A CTs. The ordering codes are the same as those in the above table but the last figure shall be 1 instead of 5.

Esempio / Example

TA.....05 (secondario/*secondary 5A*) TA.....01 (secondario/*secondary 1A*)

DIMENSIONI - *Dimensions*

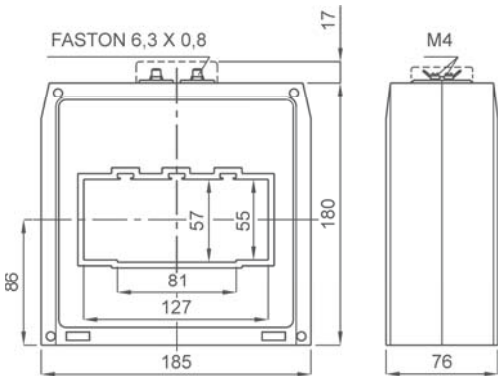

kg 2,5 ...3,3

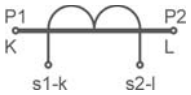

Siglatura morsetti primario e secondario
Primary and secondary connections marking

NOTE - *Note*

ACCESSORI IN DOTAZIONE
- 2 staffe per fissaggio cavo o barra
- serrafilo con faston 6,3x0,8mm per secondario e corto circuito
- cappuccio di protezione per vite fissaggio

SUPPLIED ACCESSORIES
- *cable or busbar fixing set*
- *clamping terminals with faston 6,3x0,8mm for secondary and short-circuit*
- *protective caps for CT fixing*

OPZIONI - *OPTIONS*

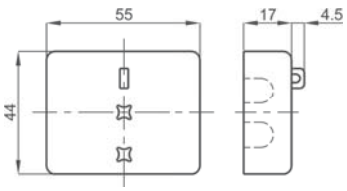

Coprimorsetti sigillabile cod. **9SBMCTA**
Sealable terminals cover cod. ***9SBMCTA***

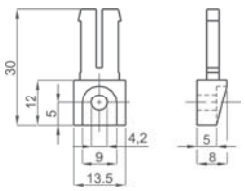

Piedini di fissaggio cod. **9SAMPDC**
Fixing feet cod. ***9SAMPDC***

T.A. DI MISURA A BARRA PASSANTE 127x55

127x55 Busbar passing measuring CTs

TAT127

UKRMETR TEST STANDARD

Kz - Kazakhstan

INPUT: 800A... 5000A

OUTPUT: 5A 1A

DATI TECNICI - *Technical data*

custodia in materiale	*self estinguishing*	
termoplastico autoestinguente	*thermoplastic material*	UL94-V0
frequenza funzionamento	*operating frequency*	50÷60 Hz
tensione di riferimento per l'isolamento	*insulation reference voltage*	0,72 kV
tensione di prova	*test voltage*	3 kV x 1' 50 Hz
isolamento	*insulation*	classe E
grado di protezione	*protection degree*	IP 00
grado di protezione con coprimorsetti	*protection degree with terminal covers*	IP 20
sovracorrente permanente	*continuous overcurrent*	1,2 In
corrente termica di breve durata nominale (I th)	*rated short-time thermal current (I th)*	80 In
corrente dinamica nominale (I dyn)	*rated dynamic current (I dyn)*	2,5 x I th
fattore di sicurezza	*safety factor*	N ≤ 5
max. potenza dissipata (portata max.)	*max. power dissipation (max range value)*	≤ 50W
temperatura di funzionamento	*operating temperature*	-25 +50 °C
temperatura di magazzinaggio	*storage temperature*	-40 +80 °C
costruzione a norme	*manufactured according to*	IEC/EN 61869-1 IEC/EN 61869-2

TIPO - *Type*

Rapporto *Ratio*	Cl. 0,5	Cl. 1	Codice - *Code*
	VA	VA	
800/5A	20	40	**TAT127800X05W**
1000/5A	20	40	**TAT1271K0X05W**
1200/5A	25	50	**TAT1271K2X05W**
1500/5A	40	80	**TAT1271K5X05W**
2000/5A	50	100	**TAT1272K0X05W**
2500/5A	60	120	**TAT1272K5X05W**
3000/5A	80	160	**TAT1273K0X05W**
4000/5A	100	200	**TAT1274K0X05W**
5000/5A	120	240	**TAT1275K0X05W**

Sono disponibili i trasformatori con secondario 1A e pari prestazioni, i codici di ordinazione sono come in tabella ma con ultima cifra 1

CTs at1A secondary current are also available. The burdens are the same as 5A CTs. The ordering codes are the same as those in the above table but the last figure shall be 1 instead of 5.

Esempio / Example

TA.....05W (secondario/*secondary 5A*) **TA.....01W (secondario/*secondary 1A*)**

DIMENSIONI - *Dimensions*

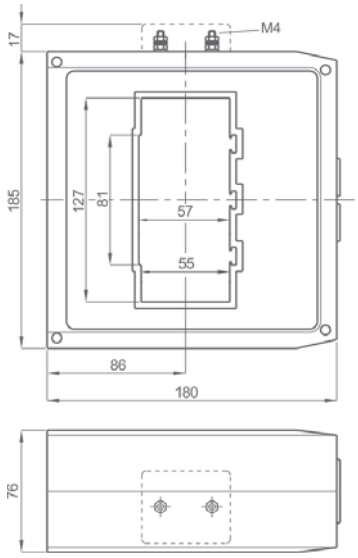

kg 2,5 ...3,3

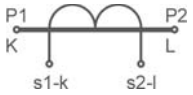

Siglatura morsetti primario e secondario

Primary and secondary connections marking

NOTE - *Note*

ACCESSORI IN DOTAZIONE
- 2 staffe per fissaggio cavo o barra
- serrafilo con faston 6,3x0,8mm per secondario e corto circuito
- cappuccio di protezione per vite fissaggio

SUPPLIED ACCESSORIES
- *cable or busbar fixing set*
- *clamping terminals with faston 6,3x0,8mm for secondary and short-circuit*
- *protective caps for CT fixing*

OPZIONI - *OPTIONS*

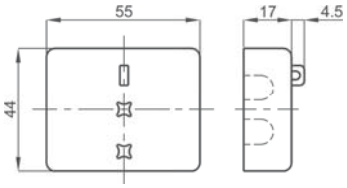

Coprimorsetti sigillabile cod. **9SBMCTA50**

*Sealable terminals cover cod. **9SBMCTA50***

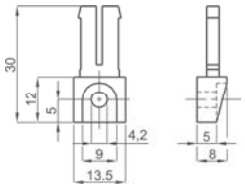

Piedini di fissaggio cod. **9SAMPDC**

*Fixing feet cod. **9SAMPDC***

T.A. DI MISURA A BARRA PASSANTE 127x85

127x85 Busbar passing measuring CTs

TAT128

EAC UKRMETR TEST STANDARD

Kz - Kazakhstan

INPUT: 1000A... 5000A

OUTPUT: 5A 1A

DATI TECNICI - *Technical data*

custodia in materiale	*self estinguishing*	
termoplastico autoestinguente	*thermoplastic material*	UL94-V0
frequenza funzionamento	*operating frequency*	50÷60 Hz
tensione di riferimento per l'isolamento	*insulation reference voltage*	0,72 kV
tensione di prova	*test voltage*	3 kV x 1' 50 Hz
isolamento	*insulation*	classe E
grado di protezione	*protection degree*	IP 00
grado di protezione con coprimorsetti	*protection degree with terminal covers*	IP 20
sovracorrente permanente	*continuous overcurrent*	1,2 In
corrente termica di breve durata nominale (I th)	*rated short-time thermal current (I th)*	80 In
corrente dinamica nominale (I dyn)	*rated dynamic current (I dyn)*	2,5 x I th
fattore di sicurezza	*safety factor*	N ≤ 5
max. potenza dissipata (portata max.)	*max. power dissipation (max range value)*	≤ 40W
temperatura di funzionamento	*operating temperature*	-25 +50 °C
temperatura di magazzinaggio	*storage temperature*	-40 +80 °C
costruzione a norme	*manufactured according to*	IEC/EN 61869-1 IEC/EN 61869-2

TIPO - *Type*

Rapporto *Ratio*	Cl. 0,5	Cl. 1	Codice - *Code*
	VA	VA	
1000/5A	15	30	**TAT1281K0X05**
1200/5A	17	35	**TAT1281K2X05**
1500/5A	20	40	**TAT1281K5X05**
2000/5A	25	50	**TAT1282K0X05**
2500/5A	35	70	**TAT1282K5X05**
3000/5A	40	80	**TAT1283K0X05**
4000/5A	50	100	**TAT1284K0X05**
5000/5A	100	180	**TAT1285K0X05**

Sono disponibili i trasformatori con secondario 1A e pari prestazioni, i codici di ordinazione sono come in tabella ma con ultima cifra 1

CTs at1A secondary current are also available. The burdens are the same as 5A CTs. The ordering codes are the same as those in the above table but the last figure shall be 1 instead of 5.

Esempio / Example

TA.....05 (secondario/*secondary 5A*) **TA.....01 (secondario/*secondary 1A*)**

DIMENSIONI - *Dimensions*

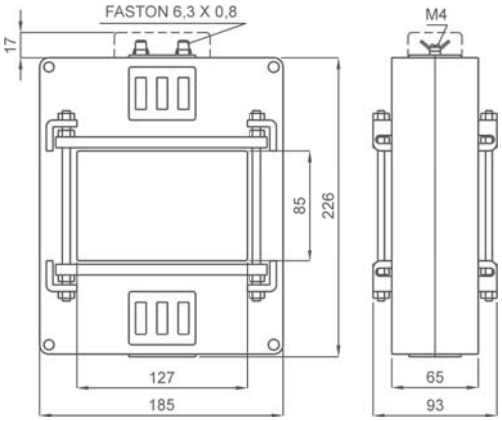

A RICHIESTA: versione con morsetti frontali.

ON REQUEST: *secondary terminals on front side.*

kg 2,3 ...3,5

Siglatura morsetti primario e secondario
Primary and secondary connections marking

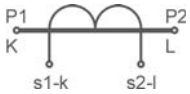

CENTRAGGIO BARRE PRIMARIO - *CENTERING PRIMARY BARS*

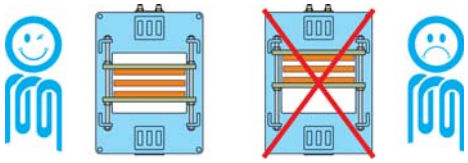

NOTE - *Note*

ACCESSORI IN DOTAZIONE
- sistema fissaggio barre incorporato
- serrafilo con faston 6,3x0,8mm per secondario e corto circuito

SUPPLIED ACCESSORIES
- *built-in busbar fixing system*
- *clamping terminals with faston 6,3x0,8mm for secondary and short-circuit*

OPZIONI - *OPTIONS*

Coprimorsetti sigillabile cod. **9SBMCTA**
Sealable terminals cover cod. ***9SBMCTA***

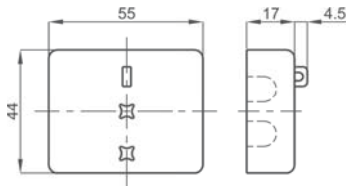

T.A. DI MISURA A BARRA PASSANTE 127x105

127x105 Busbar passing measuring CTs

TAT129

EAC UKRMETR TEST STANDARD

Kz - Kazakhstan

INPUT: 1000A... 6000A

OUTPUT: 5A 1A

DATI TECNICI - *Technical data*

custodia in materiale	*self estinguishing*	
termoplastico autoestinguente	*thermoplastic material*	UL94-V0
frequenza funzionamento	*operating frequency*	50÷60 Hz
tensione di riferimento per l'isolamento	*insulation reference voltage*	0,72 kV
tensione di prova	*test voltage*	3 kV x 1' 50 Hz
isolamento	*insulation*	classe E
grado di protezione	*protection degree*	IP 00
grado di protezione con coprimorsetti	*protection degree with terminal covers*	IP 20
sovracorrente permanente	*continuous overcurrent*	1,2 In
corrente termica di breve durata nominale (I th)	*rated short-time thermal current (I th)*	80 In
corrente dinamica nominale (I dyn)	*rated dynamic current (I dyn)*	2,5 x I th
fattore di sicurezza	*safety factor*	N ≤ 5
max. potenza dissipata (portata max.)	*max. power dissipation (max range value)*	≤ 50W
temperatura di funzionamento	*operating temperature*	-25 +50 °C
temperatura di magazzinaggio	*storage temperature*	-40 +80 °C
costruzione a norme	*manufactured according to*	IEC/EN 61869-1 IEC/EN 61869-2

TIPO - *Type*

Rapporto *Ratio*	Cl. 0,5	Cl. 1	Codice - *Code*
	VA	VA	
1000/5A	15	30	**TAT1291K0X05**
1200/5A	17	35	**TAT1291K2X05**
1500/5A	20	40	**TAT1291K5X05**
2000/5A	25	50	**TAT1292K0X05**
2500/5A	35	70	**TAT1292K5X05**
3000/5A	40	80	**TAT1293K0X05**
4000/5A	50	100	**TAT1294K0X05**
5000/5A	100	180	**TAT1295K0X05**
6000/5A	100	180	**TAT1296K0X05**

Sono disponibili i trasformatori con secondario 1A e pari prestazioni, i codici di ordinazione sono come in tabella ma con ultima cifra 1

CTs at1A secondary current are also available. The burdens are the same as 5A CTs. The ordering codes are the same as those in the above table but the last figure shall be 1 instead of 5.

Esempio / Example

TA.....05 (secondario/*secondary 5A*) **TA.....01 (secondario/*secondary 1A*)**

DIMENSIONI - *Dimensions*

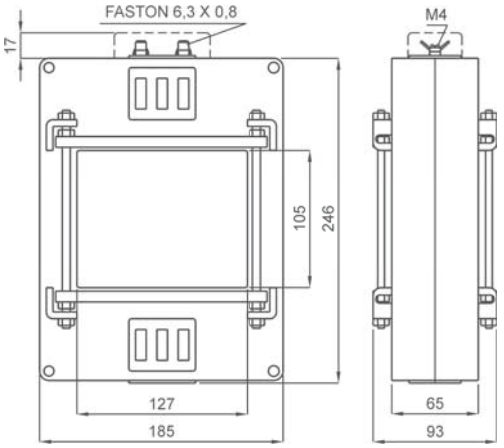

A RICHIESTA: versione con morsetti frontali.

ON REQUEST: *secondary terminals on front side.*

kg 2,3 ...3,5

Siglatura morsetti primario e secondario
Primary and secondary connections marking

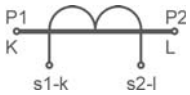

CENTRAGGIO BARRE PRIMARIO - ***CENTERING PRIMARY BARS***

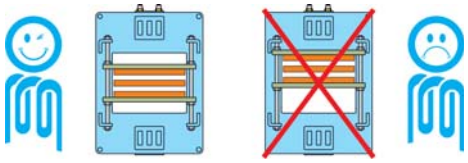

NOTE - *Note*

ACCESSORI IN DOTAZIONE
- sistema fissaggio barre incorporato
- serrafilo con faston 6,3x0,8mm per secondario e corto circuito

SUPPLIED ACCESSORIES
- *built-in busbar fixing system*
- *clamping terminals with faston 6,3x0,8mm for secondary and short-circuit*

OPZIONI - ***OPTIONS***

Coprimorsetti sigillabile cod. **9SBMCTA**
Sealable terminals cover cod. ***9SBMCTA***

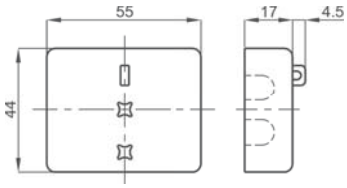

T.A. DI MISURA A BARRA PASSANTE 165x127

165x127 Busbar passing measuring CTs

TAT165

UKRMETR TEST STANDARD

Kz - Kazakhstan

INPUT: 1000A... 8000A

OUTPUT: 5A 1A

DATI TECNICI - *Technical data*

custodia in materiale termoplastico autoestinguente	*self estinguishing thermoplastic material*	UL94-V0
frequenza funzionamento	*operating frequency*	50÷60 Hz
tensione di riferimento per l'isolamento	*insulation reference voltage*	0,72 kV
tensione di prova	*test voltage*	3 kV x 1' 50 Hz
isolamento	*insulation*	classe E
grado di protezione	*protection degree*	IP 00
grado di protezione con coprimorsetti	*protection degree with terminal covers*	IP 20
sovracorrente permanente	*continuous overcurrent*	1,2 In
corrente termica di breve durata nominale (I th)	*rated short-time thermal current (I th)*	80 In
corrente dinamica nominale (I dyn)	*rated dynamic current (I dyn)*	2,5 x I th
fattore di sicurezza	*safety factor*	N ≤ 5
max. potenza dissipata (portata max.)	*max. power dissipation (max range value)*	≤ 70W
temperatura di funzionamento	*operating temperature*	-25 +50 °C
temperatura di magazzinaggio	*storage temperature*	-40 +80 °C
costruzione a norme	*manufactured according to*	IEC/EN 61869-1 IEC/EN 61869-2

TIPO - *Type*

Rapporto *Ratio*	Cl. 0,5	Cl. 1	Codice - *Code*
	VA	VA	
1000/5A	15	30	**TAT1651K0X05**
1200/5A	17	35	**TAT1651K2X05**
1500/5A	20	40	**TAT1651K5X05**
2000/5A	25	50	**TAT1652K0X05**
2500/5A	35	70	**TAT1652K5X05**
3000/5A	40	80	**TAT1653K0X05**
4000/5A	50	100	**TAT1654K0X05**
5000/5A	100	180	**TAT1655K0X05**
6000/5A	100	180	**TAT1656K0X05**
8000/5A	100	180	**TAT1658K0X05**

Sono disponibili i trasformatori con secondario 1A e pari prestazioni, i codici di ordinazione sono come in tabella ma con ultima cifra 1

CTs at1A secondary current are also available. The burdens are the same as 5A CTs. The ordering codes are the same as those in the above table but the last figure shall be 1 instead of 5.

Esempio / Example

TA.....05 (secondario/*secondary 5A*) **TA.....01 (secondario/*secondary 1A*)**

DIMENSIONI - *Dimensions*

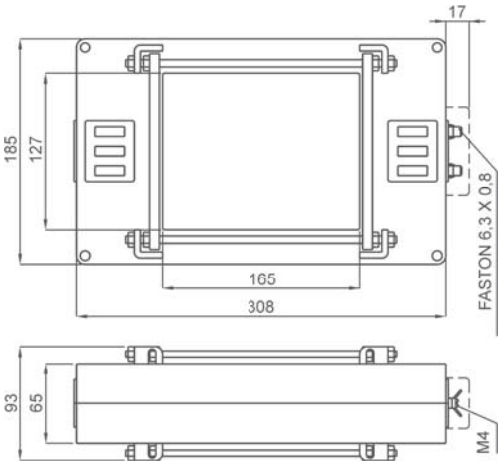

A RICHIESTA: versione con morsetti frontali.

ON REQUEST: *secondary terminals on front side.*

kg 2,3 ...3,5

Siglatura morsetti primario e secondario
Primary and secondary connections marking

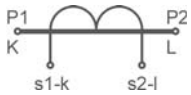

CENTRAGGIO BARRE PRIMARIO - ***CENTERING PRIMARY BARS***

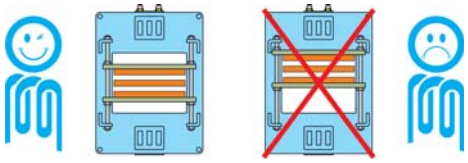

NOTE - *Note*

ACCESSORI IN DOTAZIONE
- sistema fissaggio barre incorporato
- serrafilo con faston 6,3x0,8mm per secondario e corto circuito

SUPPLIED ACCESSORIES
- *built-in busbar fixing system*
- *clamping terminals with faston 6,3x0,8mm for secondary and short-circuit*

OPZIONI - ***OPTIONS***

Coprimorsetti sigillabile cod. **9SBMCTA**
Sealable terminals cover cod. ***9SBMCTA***

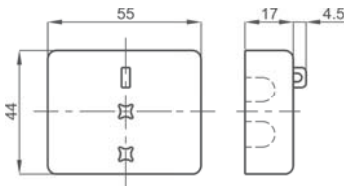

T.A. DI MISURA A BARRA PASSANTE 225x127

225x127 Busbar passing measuring CTs

TAT225

UKRMETR TEST STANDARD

Kz - Kazakhstan

INPUT: 1000A... 8000A

OUTPUT: 5A 1A

DATI TECNICI - *Technical data*

custodia in materiale termoplastico autoestinguente	*self estinguishing thermoplastic material*	UL94-V0
frequenza funzionamento	*operating frequency*	50÷60 Hz
tensione di riferimento per l'isolamento	*insulation reference voltage*	0,72 kV
tensione di prova	*test voltage*	3 kV x 1' 50 Hz
isolamento	*insulation*	classe E
grado di protezione	*protection degree*	IP 00
grado di protezione con coprimorsetti	*protection degree with terminal covers*	IP 20
sovracorrente permanente	*continuous overcurrent*	1,2 In
corrente termica di breve durata nominale (I th)	*rated short-time thermal current (I th)*	80 In
corrente dinamica nominale (I dyn)	*rated dynamic current (I dyn)*	2,5 x I th
fattore di sicurezza	*safety factor*	N ≤ 5
max. potenza dissipata (portata max.)	*max. power dissipation (max range value)*	≤ 95W
temperatura di funzionamento	*operating temperature*	-25 +50 °C
temperatura di magazzinaggio	*storage temperature*	-40 +80 °C
costruzione a norme	*manufactured according to*	IEC/EN 61869-1 IEC/EN 61869-2

TIPO - *Type*

Rapporto *Ratio*	Cl. 0,5 VA	Cl. 1 VA	Codice - *Code*
1000/5A	15	30	**TAT2251K0X05**
1200/5A	17	35	**TAT2251K2X05**
1500/5A	20	40	**TAT2251K5X05**
2000/5A	25	50	**TAT2252K0X05**
2500/5A	35	70	**TAT2252K5X05**
3000/5A	40	80	**TAT2253K0X05**
4000/5A	50	100	**TAT2254K0X05**
5000/5A	100	180	**TAT2255K0X05**
6000/5A	100	180	**TAT2256K0X05**
8000/5A	100	180	**TAT2258K0X05**

Sono disponibili i trasformatori con secondario 1A e pari prestazioni, i codici di ordinazione sono come in tabella ma con ultima cifra 1

CTs at1A secondary current are also available. The burdens are the same as 5A CTs. The ordering codes are the same as those in the above table but the last figure shall be 1 instead of 5.

Esempio / Example

TA.....05 (secondario/*secondary 5A*) **TA.....01 (secondario/*secondary 1A*)**

DIMENSIONI - *Dimensions*

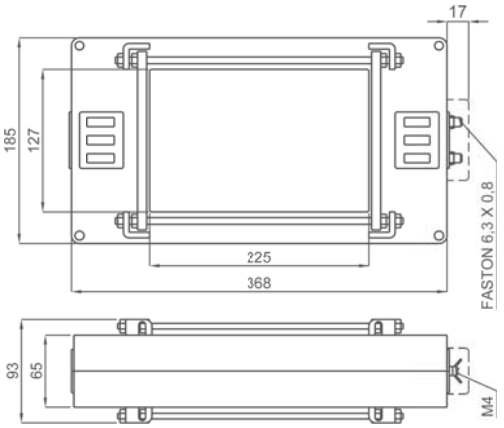

A RICHIESTA: versione con morsetti frontali.

ON REQUEST: *secondary terminals on front side.*

kg 2,3 ...3,5

Siglatura morsetti primario e secondario
Primary and secondary connections marking

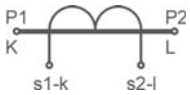

CENTRAGGIO BARRE PRIMARIO - ***CENTERING PRIMARY BARS***

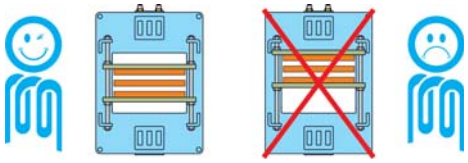

NOTE - *Note*

ACCESSORI IN DOTAZIONE
- sistema fissaggio barre incorporato
- serrafilo con faston 6,3x0,8mm per secondario e corto circuito

SUPPLIED ACCESSORIES
- *built-in busbar fixing system*
- *clamping terminals with faston 6,3x0,8mm for secondary and short-circuit*

OPZIONI - ***OPTIONS***

Coprimorsetti sigillabile cod. **9SBMCTA**
Sealable terminals cover cod. ***9SBMCTA***

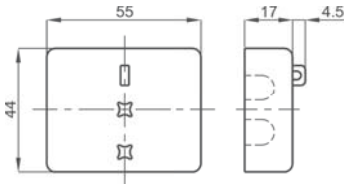

TABELLA RIASSUNTIVA T.A. DI PRECISIONE

High accuracy CTs selection table

Pagina - *Page*	11.52			11.53			11.54			11.55			11.56			11.57		
TA DI PRECISIONE *High accuracy CTs*																		
Codice - *Code*	**TAC005**			**TAC008**			**TAC010**			**TAC071**			**TAC032**			**TAC033**		
cavo - *cable*	primario avvolto - *primary wound*									Ø 17 mm			Ø 24 mm			Ø 24mm		
barra - *busbar*										15 x 5 mm			32 x 10 mm			30 x 10 mm		
larghezza - *width*	56 mm			70 mm			85 mm			70 mm			56 mm			70 mm		
PRESTAZIONI VA - *BURDENS VA*																		
A / **Cl.**	**0,2**	**0,5S**	**0,2S**	**0,2**	**0,5S**	**0,2S**	**0,2**	**0,5S**	**0,2S**	**0,2**	**0,5S**	**0,2S**	**0,2**	**0,5S**	**0,2S**	**0,2**	**0,5S**	**0,2S**
5 A	1	2.5	1.5	5	5	2.5	10	10	5									
10 A	1	2.5	1.5	5	5	2.5	10	10	5									
15 A	1	2.5	1.5	5	5	2.5	10	10	5									
20 A	1	2.5	1.5	5	5	2.5	10	10	5									
25 A	1	2.5	1.5	5	5	2.5	10	10	5									
30 A	1	2.5	1.5	5	5	2.5	10	10	5									
40 A	1	2.5	1.5	5	5	2.5	10	10	5		1							
50 A	1	2.5	1.5	5	5	2.5	10	10	5		2						1	
60 A	1	2.5	1.5	5	5	2.5	10	10	5		2.5						1.5	
80 A	1	2.5	1.5	5	5	2.5	10	10	5	1.5	3.5	1					1.5	
100 A	1	2.5	1.5				10	10	5	2	5	2				1	2.5	1
120 A							10	10	5	5	6	3.5				1.5	3	1.5
150 A							10	10	5	6	7.5	6	1.5	2	1.5	2.5	3.5	2.5
200 A							10	10	5				2	2.5	2	5	5	3.5
250 A							10	10	5				2	3	2	5	5	5
300 A							10	10	5				2	3	2	5	7.5	5
400 A							10	10	5				2.5	3.5	2.5	5	10	7.5
500 A							10	10	5				3	5	3	10	15	7.5
600 A							10	10	5				5	6	5	12	20	10
800 A																		
1000 A																		
1200 A																		
1500 A																		
2000 A																		
2500 A																		

Pagina - *Page*	11.64			11.65			11.66			11.67			11.68			11.69		
TA DI PRECISIONE *High accuracy CTs*																		
Codice - *Code*	**TAT079**			**TAT090**			**TAT081**			**TAT082**			**TAT085**			**TAT101**		
cavo - *cable*	Ø 81 mm			Ø 90 mm														
barra - *busbar*							81 x 31 mm			82 x 37 mm			85 x 54 mm			102 x 55 mm		
larghezza - *width*	118 mm			147 mm			105 mm			130 mm			118 mm			129 mm		
PRESTAZIONI VA - *BURDENS VA*																		
A / **Cl.**	**0,2**	**0,5S**	**0,2S**	**0,2**	**0,5S**	**0,2S**	**0,2**	**0,5S**	**0,2S**	**0,2**	**0,5S**	**0,2S**	**0,2**	**0,5S**	**0,2S**	**0,2**	**0,5S**	**0,2S**
400 A										2	2	5				2	4	2
500 A		3								4	4	6				2	4	2
600 A	5	5		1	1.5	5		2		6	6	8				3	3	3
800 A	6	6		5	2.5	5	2.5	4		8	8	8	5	5		4	4	4
1000 A	8	8	5	7.5	4	5	5	5	1	12	12	6	8	8	5	8	8	5
1200 A	10	10	10	10	6	5	7	7	1.5	15	15	8	10	10	10	10	10	5
1500 A	12	12	10	12.5	7.5	5	8	8	7.5	18	18	10	12	12	10	12	12	5
2000 A	15	15	12	15	10	5	10	10	10	20	20	12	18	18	12	15	15	8
2500 A	20	20	15	17.5	15	5	15	15	12.5	20	20	15	20	20	15	20	20	8
3000 A																20	20	12
4000 A																20	20	16
5000 A																		
6000 A																		
8000 A																		

11.58	11.59	11.60	11.61	11.62	11.63	Pagina - *Page*
						TA DI PRECISIONE *High accuracy CTs*
TAC040	**TAC051**	**TAT061**	**TAT050**	**TAT063**	**TAT064**	**Codice - *Code***
Ø 32 mm		Ø 51 mm	Ø 50 mm		Ø 64 mm	cavo - *cable*
40 x 10 mm	51 x 18 mm	61 x 31 mm		63 x 30 mm	64x54 mm	barra - *busbar*
70 mm	85 mm	90 mm	117 mm	105 mm	118 mm	larghezza - *width*

PRESTAZIONI VA - *BURDENS VA*

0,2	0,5S	0,2	0,5S	0,2	0,5S	0,2	0,5S	0,2S	0,2	0,5S	0,2S	0,2	0,5S	0,2S	Cl / A
															5 A
															10 A
															15 A
															20 A
															25 A
															30 A
															40 A
															50 A
															60 A
															80 A
															100 A
															120 A
															150 A
1	1	1.5	1.5			5		1.5							200 A
2	2	3	3			5		5							250 A
2.5	2.5	4	4			5	1	6							300 A
5	5	6	6			5	2	6	1.5	1.5	3.5				400 A
8	8	10	10	3	3	5	3	6	3	3	5		3		500 A
10	10	12	12	4	4	5	5	6	4	4	5	5	5		600 A
12	12	15	15	6	6				6	6	8	6	6		800 A
12	12	20	20	10	10				8	8	3	8	8	5	1000 A
		25	25	12	12				10	10	3	10	10	10	1200 A
		30	30	20	20				15	15	5	12	12	10	1500 A
				25	25				18	18	10	15	15	12	2000 A
												20	20	15	2500 A

11.70	11.71	11.72	11.73	11.74	11.75	Pagina - *Page*
						TA DI PRECISIONE *High accuracy CTs*
TAT106	**TAT127**	**TAT128**	**TAT129**	**TAT165**	**TAT225**	**Codice - *Code***
						cavo - *cable*
106 x 76 mm	127 x 55 mm	127 x 55 mm	127 x 85 mm	127 x 105 mm	255 x 127 mm	barra - *busbar*
134 mm	185 mm	185 mm	185 mm	325 mm	385 mm	larghezza - *width*

PRESTAZIONI VA - *BURDENS VA*

0,2	0,5S	0,2S	0,2	0,5S	0,2S	0,2	0,5S	0,2S	0,2	0,5S	0,2S	0,2	0,5S	0,2S	0,2	0,5S	0,2S	Cl / A
																		400 A
																		500 A
	1.5																	600 A
	3		1.5	1.5	3													800 A
5	5		3	3	3	5	5	1	5	5	1	5	5	1	5	5	1	1000 A
5	5		6	6	3													1200 A
10	10		8	8	5	7.5	7.5	5	7.5	7.5	5	7.5	7.5	5	7.5	7.5	5	1500 A
10	10	4	10	10	5	10	10	5	10	10	5	10	10	5	10	10	5	2000 A
12	12	10	15	15	5													2500 A
15	15	15	20	20	8	20	20	10	20	20	10	20	20	10	20	20	10	3000 A
20	20	20	25	25	12	30	30	20	30	30	20	30	30	20	30	30	20	4000 A
			30	30	20	30	30	20	30	30	20	30	30	20	30	30	20	5000 A
									30	30	20	30	30	20	30	30	20	6000 A
												30	30	20	30	30	20	8000 A

T.A. DI PRECISIONE A PRIMARIO AVVOLTO

Primary wound high accuracy CTs

EAC UKRMETR TEST STANDARD

Kz - Kazakhstan

INPUT: 5A... 100A

OUTPUT: 5A 1A

DATI TECNICI - *Technical data*

custodia in materiale	*self estinguishing*	
termoplastico autoestinguente	*thermoplastic material*	UL94-V0
frequenza funzionamento	*operating frequency*	50÷60 Hz
tensione di riferimento per l'isolamento	*insulation reference voltage*	0,72 kV
tensione di prova	*test voltage*	3 kV x 1' 50 Hz
isolamento	*insulation*	classe E
grado di protezione	*protection degree*	IP 20
sovracorrente permanente	*continuous overcurrent*	1,2 In
corrente termica di breve durata nominale (I th)	*rated short-time thermal current (I th)*	40 In
corrente dinamica nominale (I dyn)	*rated dynamic current (I dyn)*	2,5 x I th
max. potenza dissipata (portata max.)	*max. power dissipation (max range value)*	≤2W
temperatura di funzionamento	*operating temperature*	-25 +50 °C
temperatura di magazzinaggio	*storage temperature*	-40 +80 °C
costruzione a norme	*manufactured according to*	IEC/EN 61869-1 IEC/EN 61869-2
terminali secondari integrati	*integrated secondary terminals*	6mm²

TIPO - *Type*

Rapporto *Ratio*	Codice - *Code*					
	VA	Cl. 0,2	VA	Cl. 0,5S	VA	Cl. 0,2S
5/5A	1	**TAC005005J05**	2.5	**TAC005005Y05**	1.5	**TAC005005S05**
10/5A	1	**TAC005010J05**	2.5	**TAC005010Y05**	1.5	**TAC005010S05**
15/5A	1	**TAC005015J05**	2.5	**TAC005015Y05**	1.5	**TAC005015S05**
20/5A	1	**TAC005020J05**	2.5	**TAC005020Y05**	1.5	**TAC005020S05**
25/5A	1	**TAC005025J05**	2.5	**TAC005025Y05**	1.5	**TAC005025S05**
30/5A	1	**TAC005030J05**	2.5	**TAC005030Y05**	1.5	**TAC005030S05**
40/5A	1	**TAC005040J05**	2.5	**TAC005040Y05**	1.5	**TAC005040S05**
50/5A	1	**TAC005050J05**	2.5	**TAC005050Y05**	1.5	**TAC005050S05**
60/5A	1	**TAC005060J05**	2.5	**TAC005060Y05**	1.5	**TAC005060S05**
80/5A	1	**TAC005080J05**	2.5	**TAC005080Y05**	1.5	**TAC005080S05**
100/5A	1	**TAC005100J05**	2.5	**TAC005100Y05**	1.5	**TAC005100S05**

Sono disponibili i trasformatori con secondario 1A e pari prestazioni, i codici di ordinazione sono come in tabella ma con ultima cifra 1

CTs at1A secondary current are also available. The burdens are the same as 5A CTs. The ordering codes are the same as those in the above table but the last figure shall be 1 instead of 5.

Esempio / Example

TA.....05 (secondario/*secondary 5A*) **TA.....01 (secondario/*secondary 1A*)**

DIMENSIONI - *Dimensions*

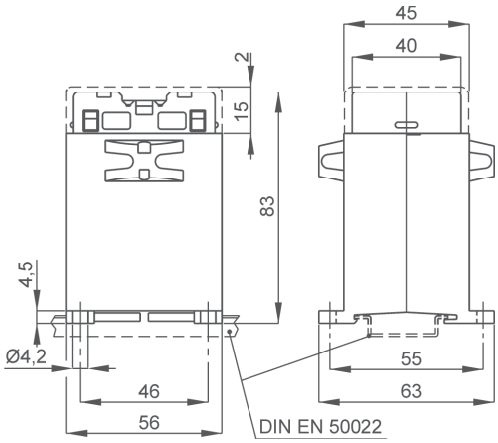

1-25 A kg 0,30 ...0,35

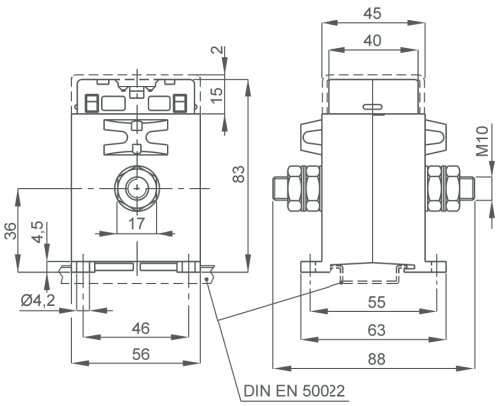

30-100 A kg 0,30 ...0,35

NOTE - *Note*

OPZIONI - *OPTIONS*

Coprimorsetti sigillabile cod. **9SBMCTA**
Sealable terminals cover cod. ***9SBMCTA***

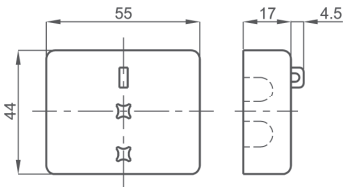

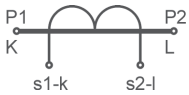

Siglatura morsetti primario e secondario
Primary and secondary connections marking

T.A. DI PRECISIONE A PRIMARIO AVVOLTO

Primary wound high accuracy CTs

EAC UKRMETR TEST STANDARD

Kz - Kazakhstan

INPUT: 5A... 80A

OUTPUT: 5A 1A

DATI TECNICI - *Technical data*

custodia in materiale	*self estinguishing*	
termoplastico autoestinguente	*thermoplastic material*	UL94-V0
frequenza funzionamento	*operating frequency*	50÷60 Hz
tensione di riferimento per l'isolamento	*insulation reference voltage*	0,72 kV
tensione di prova	*test voltage*	3 kV x 1' 50 Hz
isolamento	*insulation*	classe E
grado di protezione	*protection degree*	IP 20
sovracorrente permanente	*continuous overcurrent*	1,2 In
corrente termica di breve durata nominale (I th)	*rated short-time thermal current (I th)*	40 In
corrente dinamica nominale (I dyn)	*rated dynamic current (I dyn)*	2,5 x I th
max. potenza dissipata (portata max.)	*max. power dissipation (max range value)*	≤2W
temperatura di funzionamento	*operating temperature*	-25 +50 °C
temperatura di magazzinaggio	*storage temperature*	-40 +80 °C
costruzione a norme	*manufactured according to*	IEC/EN 61869-1 IEC/EN 61869-2
terminali secondari integrati	*integrated secondary terminals*	6mm²

TIPO - *Type*

Rapporto *Ratio*	Codice - *Code*					
	VA	Cl. 0,2	VA	Cl. 0,5S	VA	Cl. 0,2S
5/5A	5	TAC008005J05	5	TAC008005Y05	2.5	TAC008005S05
10/5A	5	TAC008010J05	5	TAC008010Y05	2.5	TAC008010S05
15/5A	5	TAC008015J05	5	TAC008015Y05	2.5	TAC008015S05
20/5A	5	TAC008020J05	5	TAC008020Y05	2.5	TAC008020S05
25/5A	5	TAC008025J05	5	TAC008025Y05	2.5	TAC008025S05
30/5A	5	TAC008030J05	5	TAC008030Y05	2.5	TAC008030S05
40/5A	5	TAC008040J05	5	TAC008040Y05	2.5	TAC008040S05
50/5A	5	TAC008050J05	5	TAC008050Y05	2.5	TAC008050S05
60/5A	5	TAC008060J05	5	TAC008060Y05	2.5	TAC008060S05
80/5A	5	TAC008080J05	5	TAC008080Y05	2.5	TAC008080S05

Sono disponibili i trasformatori con secondario 1A e pari prestazioni, i codici di ordinazione sono come in tabella ma con ultima cifra 1

CTs at1A secondary current are also available. The burdens are the same as 5A CTs. The ordering codes are the same as those in the above table but the last figure shall be 1 instead of 5.

Esempio / Example

TA.....05 (secondario/*secondary 5A*) TA.....01 (secondario/*secondary 1A*)

DIMENSIONI - *Dimensions*

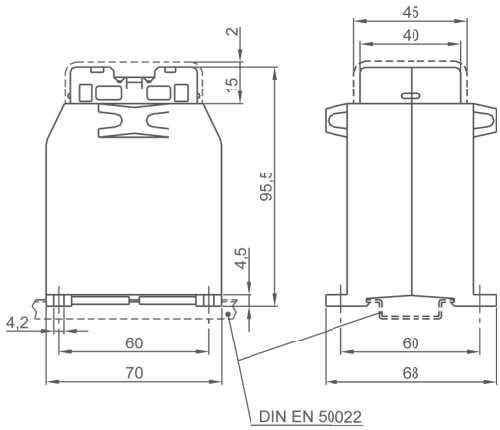

1-30 A kg 0,35 ...0,40

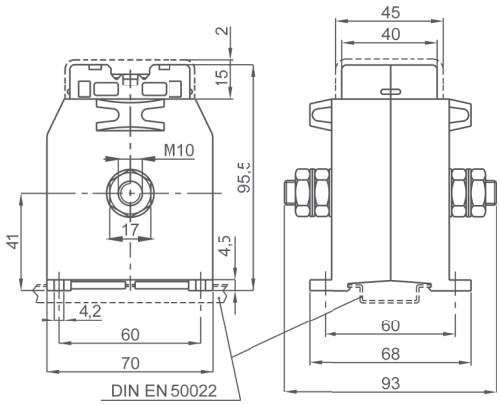

40-80 A kg 0,35 ...0,40

NOTE - *Note*

OPZIONI - *OPTIONS*

Coprimorsetti sigillabile cod. **9SBMCTA**
Sealable terminals cover cod. ***9SBMCTA***

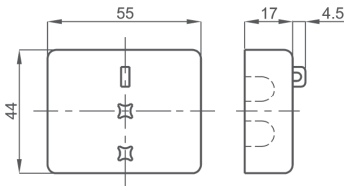

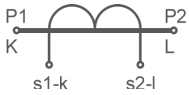

Siglatura morsetti primario e secondario
Primary and secondary connections marking

T.A. DI PRECISIONE A PRIMARIO AVVOLTO

Primary wound high accuracy CTs

TAC010

EAC UKRMETR TEST STANDARD

Kz - Kazakhstan

INPUT: 5A... 600A

OUTPUT: 5A 1A

DATI TECNICI - *Technical data*

custodia in materiale	*self estinguishing*	
termoplastico autoestinguente	*thermoplastic material*	UL94-V0
frequenza funzionamento	*operating frequency*	50÷60 Hz
tensione di riferimento per l'isolamento	*insulation reference voltage*	0,72 kV
tensione di prova	*test voltage*	3 kV x 1' 50 Hz
isolamento	*insulation*	classe E
grado di protezione	*protection degree*	IP 00
grado di protezione con coprimorsetti	*protection degree with terminal covers*	IP 20
sovracorrente permanente	*continuous overcurrent*	1,2 In
corrente termica di breve durata nominale (I th)	*rated short-time thermal current (I th)*	40 In
corrente dinamica nominale (I dyn)	*rated dynamic current (I dyn)*	2,5 x I th
max. potenza dissipata (portata max.)	*max. power dissipation (max range value)*	≤2,5W
temperatura di funzionamento	*operating temperature*	-25 +50 °C
temperatura di magazzinaggio	*storage temperature*	-40 +80 °C
costruzione a norme	*manufactured according to*	IEC/EN 61869-1 IEC/EN 61869-2

TIPO - *Type*

Rapporto *Ratio*	Codice - *Code*					
	VA	Cl. 0,2	VA	Cl. 0,5S	VA	Cl. 0,2S
5/5A	10	TAC010005J05	10	TAC010005Y05	5	TAC010005S05
10/5A	10	TAC010010J05	10	TAC010010Y05	5	TAC010010S05
15/5A	10	TAC010015J05	10	TAC010015Y05	5	TAC010015S05
20/5A	10	TAC010020J05	10	TAC010020Y05	5	TAC010020S05
25/5A	10	TAC010025J05	10	TAC010025Y05	5	TAC010025S05
30/5A	10	TAC010030J05	10	TAC010030Y05	5	TAC010030S05
40/5A	10	TAC010040J05	10	TAC010040Y05	5	TAC010040S05
50/5A	10	TAC010050J05	10	TAC010050Y05	5	TAC010050S05
60/5A	10	TAC010060J05	10	TAC010060Y05	5	TAC010060S05
80/5A	10	TAC010080J05	10	TAC010080Y05	5	TAC010080S05
100/5A	10	TAC010100J05	10	TAC010100Y05	5	TAC010100S05
150/5A	10	TAC010150J05	10	TAC010150Y05	5	TAC010150S05
200/5A	10	TAC010200J05	10	TAC010200Y05	5	TAC010200S05
250/5A	10	TAC010250J05	10	TAC010250Y05	5	TAC010250S05
300/5A	10	TAC010300J05	10	TAC010300Y05	5	TAC010300S05
400/5A	10	TAC010400J05	10	TAC010400Y05	5	TAC010400S05
500/5A	10	TAC010500J05	10	TAC010500Y05	5	TAC010500S05
600/5A	10	TAC010600J05	10	TAC010600Y05	5	TAC010600S05

Sono disponibili i trasformatori con secondario 1A e pari prestazioni, i codici di ordinazione sono come in tabella ma con ultima cifra 1

CTs at1A secondary current are also available. The burdens are the same as 5A CTs. The ordering codes are the same as those in the above table but the last figure shall be 1 instead of 5.

Esempio / Example

TA.....05 (secondario/*secondary 5A*) **TA.....01 (secondario/*secondary 1A*)**

DIMENSIONI - *Dimensions*

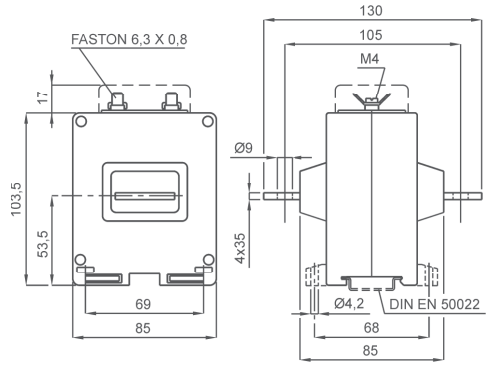

kg 0,70 ...0,90

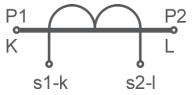

Siglatura morsetti primario e secondario

Primary and secondary connections marking

NOTE - *Note*

ACCESSORI IN DOTAZIONE
- serrafilo con faston 6,3x0,8mm per secondario e corto circuito

SUPPLIED ACCESSORIES
- clamping terminals with faston 6,3x0,8mm for secondary and short-circuit

OPZIONI - *OPTIONS*

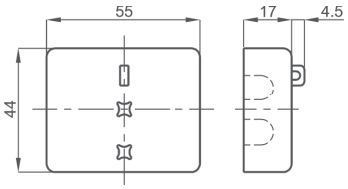

Coprimorsetti sigillabile cod. **9SBMCTA**

Sealable terminals cover cod. ***9SBMCTA***

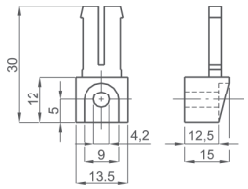

Piedini di fissaggio cod. **9SAMPDL**

Fixing feet cod. ***9SAMPDL***

T.A. DI PRECISIONE A CAVO PASSANTE Ø17

Ø17 Cable passing high accuracy CTs

TAC071

EAC UKRMETR TEST STANDARD

Kz - Kazakhstan

INPUT: 40A... 150A

OUTPUT: 5A 1A

DATI TECNICI - *Technical data*

custodia in materiale termoplastico autoestinguente	*self estinguishing thermoplastic material*	UL94-V0
frequenza funzionamento	*operating frequency*	50÷60 Hz
tensione di riferimento per l'isolamento	*insulation reference voltage*	0,72 kV
tensione di prova	*test voltage*	3 kV x 1' 50 Hz
isolamento	*insulation*	classe E
grado di protezione	*protection degree*	IP 20
sovracorrente permanente	*continuous overcurrent*	1,2 In
corrente termica di breve durata nominale (I th)	*rated short-time thermal current (I th)*	60 In
corrente dinamica nominale (I dyn)	*rated dynamic current (I dyn)*	2,5 x I th
fattore di sicurezza	*safety factor*	N ≤ 5
max. potenza dissipata (portata max.)	*max. power dissipation (max range value)*	≤2W
temperatura di funzionamento	*operating temperature*	-25 +50 °C
temperatura di magazzinaggio	*storage temperature*	-40 +80 °C
costruzione a norme	*manufactured according to*	IEC/EN 61869-1 IEC/EN 61869-2
terminali secondari integrati	*integrated secondary terminals*	6mm²

TIPO - *Type*

Rapporto *Ratio*	Codice - *Code*					
	VA	**Cl. 0,2**	VA	**Cl. 0,5S**	VA	**Cl. 0,2S**
40/5A			1	**TAC071040Y05**		
50/5A			2	**TAC071050Y05**		
60/5A			2.5	**TAC071060Y05**		
80/5A	1.5	**TAC071080J05**	3.5	**TAC071080Y05**	1	**TAC071080S05**
100/5A	2	**TAC071100J05**	5	**TAC071100Y05**	2	**TAC071100S05**
120/5A	5	**TAC071120J05**	6	**TAC071120Y05**	3.5	**TAC071120S05**
150/5A	6	**TAC071150J05**	7.5	**TAC071150Y05**	6	**TAC071150S05**

Sono disponibili i trasformatori con secondario 1A e pari prestazioni, i codici di ordinazione sono come in tabella ma con ultima cifra 1

CTs at1A secondary current are also available. The burdens are the same as 5A CTs. The ordering codes are the same as those in the above table but the last figure shall be 1 instead of 5.

Esempio / Example

TA.....05 (secondario/*secondary 5A*) **TA.....01 (secondario/*secondary 1A*)**

DIMENSIONI - *Dimensions*

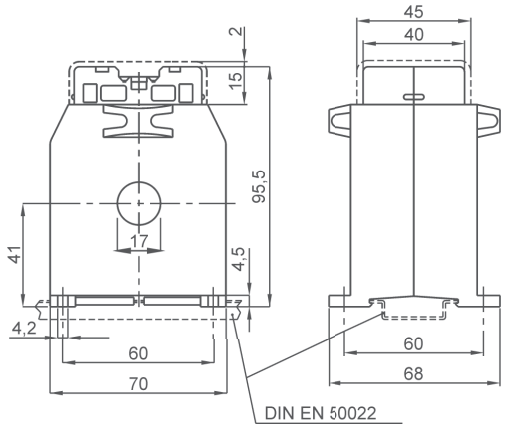

kg 0,55 ...0,75

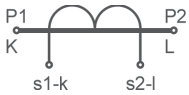

Siglatura morsetti primario e secondario

Primary and secondary connections marking

NOTE - *Note*

OPZIONI - *OPTIONS*

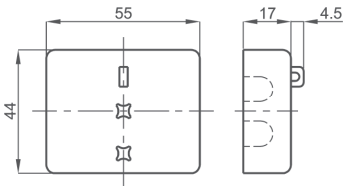

Coprimorsetti sigillabile cod. **9SBMCTA**

Sealable terminals cover cod. ***9SBMCTA***

T.A. DI PRECISIONE A BARRA PASSANTE 32x10

32x10 Busbar passing high accuracy CTs

TAC032



EAC UKRMETR TEST STANDARD

Kz - Kazakhstan

INPUT: 150A... 600A

OUTPUT: 5A 1A

DATI TECNICI - *Technical data*

custodia in materiale	*self estinguishing*	
termoplastico autoestinguente	*thermoplastic material*	UL94-V0
frequenza funzionamento	*operating frequency*	50÷60 Hz
tensione di riferimento per l'isolamento	*insulation reference voltage*	0,72 kV
tensione di prova	*test voltage*	3 kV x 1' 50 Hz
isolamento	*insulation*	classe E
grado di protezione	*protection degree*	IP 20
sovracorrente permanente	*continuous overcurrent*	1,2 In
corrente termica di breve durata nominale (I th)	*rated short-time thermal current (I th)*	40 In
corrente dinamica nominale (I dyn)	*rated dynamic current (I dyn)*	2,5 x I th
max. potenza dissipata (portata max.)	*max. power dissipation (max range value)*	≤3,5W
temperatura di funzionamento	*operating temperature*	-25 +50 °C
temperatura di magazzinaggio	*storage temperature*	-40 +80 °C
costruzione a norme	*manufactured according to*	IEC/EN 61869-1 IEC/EN 61869-2
terminali secondari integrati	*integrated secondary terminals*	6mm²

TIPO - *Type*

Rapporto *Ratio*	Codice - *Code*					
	VA	Cl. 0,2	VA	Cl. 0,5S	VA	Cl. 0,2S
150/5A	1.5	**TAC032150J05**	2	**TAC032150Y05**	1.5	**TAC032150S05**
200/5A	2	**TAC032200J05**	2.5	**TAC032200Y05**	2	**TAC032200S05**
250/5A	2	**TAC032250J05**	3	**TAC032250Y05**	2	**TAC032250S05**
300/5A	2	**TAC032300J05**	3	**TAC032300Y05**	2	**TAC032300S05**
400/5A	2.5	**TAC032400J05**	3.5	**TAC032400Y05**	2.5	**TAC032400S05**
500/5A	3	**TAC032500J05**	5	**TAC032500Y05**	3	**TAC032500S05**
600/5A	5	**TAC032600J05**	6	**TAC032600Y05**	5	**TAC032600S05**

Sono disponibili i trasformatori con secondario 1A e pari prestazioni, i codici di ordinazione sono come in tabella ma con ultima cifra 1

CTs at1A secondary current are also available. The burdens are the same as 5A CTs. The ordering codes are the same as those in the above table but the last figure shall be 1 instead of 5.

Esempio / Example

TA.....05 (secondario/*secondary 5A*) **TA.....01 (secondario/*secondary 1A*)**

DIMENSIONI - *Dimensions*

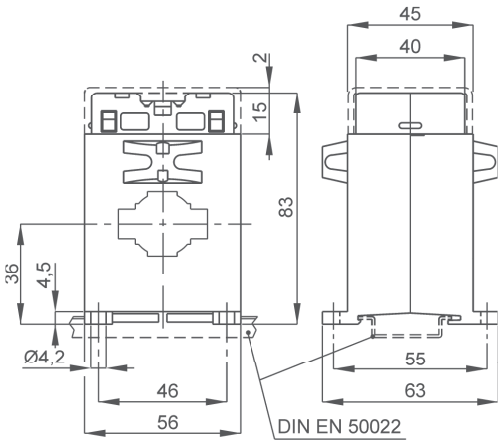

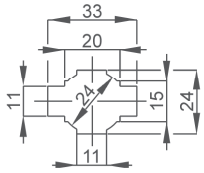

kg 0,25 ...0,30

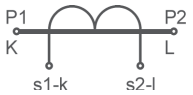

Siglatura morsetti primario e secondario
Primary and secondary connections marking

NOTE - *Note*

ACCESSORI IN DOTAZIONE
- viti per fissaggio TA alla barra
- cappuccio di protezione per vite fissaggio

SUPPLIED ACCESSORY
- CT fixing set for busbar mounting
- protective caps for CT fixing

OPZIONI - *OPTIONS*

Coprimorsetti sigillabile cod. **9SBMCTA**
Sealable terminals cover cod. ***9SBMCTA***

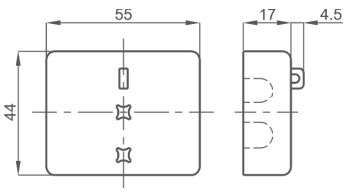

T.A. DI PRECISIONE A BARRA PASSANTE 30x10

30x10 Busbar passing high accuracy CTs

TAC033



EAC UKRMETR TEST STANDARD

Kz - Kazakhstan

INPUT: 50A... 600A

OUTPUT: 5A 1A

DATI TECNICI - *Technical data*

custodia in materiale	*self estinguishing*	
termoplastico autoestinguente	*thermoplastic material*	UL94-V0
frequenza funzionamento	*operating frequency*	50÷60 Hz
tensione di riferimento per l'isolamento	*insulation reference voltage*	0,72 kV
tensione di prova	*test voltage*	3 kV x 1' 50 Hz
isolamento	*insulation*	classe E
grado di protezione	*protection degree*	IP 20
sovracorrente permanente	*continuous overcurrent*	1,2 In
corrente termica di breve durata nominale (I th)	*rated short-time thermal current (I th)*	60 In
corrente dinamica nominale (I dyn)	*rated dynamic current (I dyn)*	2,5 x I th
max. potenza dissipata (portata max.)	*max. power dissipation (max range value)*	≤5W
temperatura di funzionamento	*operating temperature*	-25 +50 °C
temperatura di magazzinaggio	*storage temperature*	-40 +80 °C
costruzione a norme	*manufactured according to*	IEC/EN 61869-1 IEC/EN 61869-2
terminali secondari integrati	*integrated secondary terminals*	6mm²

TIPO - *Type*

Rapporto *Ratio*	Codice - *Code*					
	VA	Cl. 0,2	VA	Cl. 0,5S	VA	Cl. 0,2S
50/5A			1	**TAC033050Y05**		
60/5A			1.5	**TAC033060Y05**		
80/5A			1.5	**TAC033080Y05**		
100/5A	1	**TAC033100J05**	2.5	**TAC033100Y05**	1	**TAC033100S05**
120/5A	1.5	**TAC033120J05**	3	**TAC033120Y05**	1.5	**TAC033120S05**
150/5A	2.5	**TAC033150J05**	3.5	**TAC033150Y05**	2.5	**TAC033150S05**
200/5A	5	**TAC033200J05**	5	**TAC033200Y05**	3.5	**TAC033200S05**
250/5A	5	**TAC033250J05**	5	**TAC033250Y05**	5	**TAC033250S05**
300/5A	5	**TAC033300J05**	7.5	**TAC033300Y05**	5	**TAC033300S05**
400/5A	5	**TAC033400J05**	10	**TAC033400Y05**	7.5	**TAC033400S05**
500/5A	10	**TAC033500J05**	15	**TAC033500Y05**	7.5	**TAC033500S05**
600/5A	12	**TAC033600J05**	20	**TAC033600Y05**	10	**TAC033600S05**

Sono disponibili i trasformatori con secondario 1A e pari prestazioni, i codici di ordinazione sono come in tabella ma con ultima cifra 1

CTs at1A secondary current are also available. The burdens are the same as 5A CTs. The ordering codes are the same as those in the above table but the last figure shall be 1 instead of 5.

Esempio / Example

TA.....05 (secondario/*secondary 5A*) TA.....01 (secondario/*secondary 1A*)

DIMENSIONI - *Dimensions*

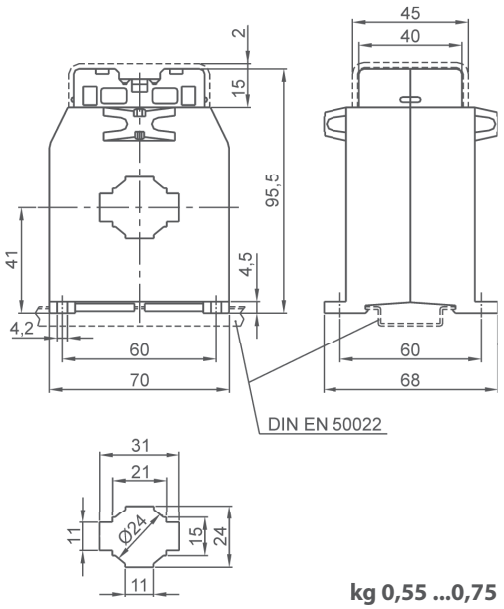

kg 0,55 ...0,75

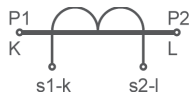

Siglatura morsetti primario e secondario
Primary and secondary connections marking

NOTE - *Note*

ACCESSORI IN DOTAZIONE
- viti per fissaggio TA alla barra
- cappuccio di protezione per vite fissaggio

SUPPLIED ACCESSORY
- CT fixing set for busbar mounting
- protective caps for CT fixing

OPZIONI - *OPTIONS*

Coprimorsetti sigillabile cod. **9SBMCTA**
Sealable terminals cover cod. ***9SBMCTA***

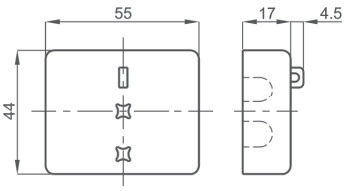

T.A. DI PRECISIONE A BARRA PASSANTE 40x10

40x10 Busbar passing high accuracy CTs

TAC040



EAC UKRMETR TEST STANDARD

Kz - Kazakhstan

INPUT: 200A... 1000A

OUTPUT: 5A 1A

DATI TECNICI - *Technical data*

custodia in materiale	*self estinguishing*	
termoplastico autoestinguente	*thermoplastic material*	UL94-V0
frequenza funzionamento	*operating frequency*	50÷60 Hz
tensione di riferimento per l'isolamento	*insulation reference voltage*	0,72 kV
tensione di prova	*test voltage*	3 kV x 1' 50 Hz
isolamento	*insulation*	classe E
grado di protezione	*protection degree*	IP 20
sovracorrente permanente	*continuous overcurrent*	1,2 In
corrente termica di breve durata nominale (I th)	*rated short-time thermal current (I th)*	60 In
corrente dinamica nominale (I dyn)	*rated dynamic current (I dyn)*	2,5 x I th
max. potenza dissipata (portata max.)	*max. power dissipation (max range value)*	≤7W
temperatura di funzionamento	*operating temperature*	-25 +50 °C
temperatura di magazzinaggio	*storage temperature*	-40 +80 °C
costruzione a norme	*manufactured according to*	IEC/EN 61869-1 IEC/EN 61869-2
terminali secondari integrati	*integrated secondary terminals*	6mm²

TIPO - *Type*

Rapporto *Ratio*	Codice - *Code*			
	VA	**Cl. 0,2**	VA	**Cl. 0,5S**
200/5A	1	**TAC040200J05**	1	**TAC040200Y05**
250/5A	2	**TAC040250J05**	2	**TAC040250Y05**
300/5A	2.5	**TAC040300J05**	2.5	**TAC040300Y05**
400/5A	5	**TAC040400J05**	5	**TAC040400Y05**
500/5A	8	**TAC040500J05**	8	**TAC040500Y05**
600/5A	10	**TAC040600J05**	10	**TAC040600Y05**
800/5A	12	**TAC040800J05**	12	**TAC040800Y05**
1000/5A	12	**TAC0401K0J05**	12	**TAC0401K0Y05**

Sono disponibili i trasformatori con secondario 1A e pari prestazioni, i codici di ordinazione sono come in tabella ma con ultima cifra 1

CTs at1A secondary current are also available. The burdens are the same as 5A CTs. The ordering codes are the same as those in the above table but the last figure shall be 1 instead of 5.

Esempio / Example

TA.....05 (secondario/*secondary 5A*) **TA.....01 (secondario/*secondary 1A*)**

DIMENSIONI - *Dimensions*

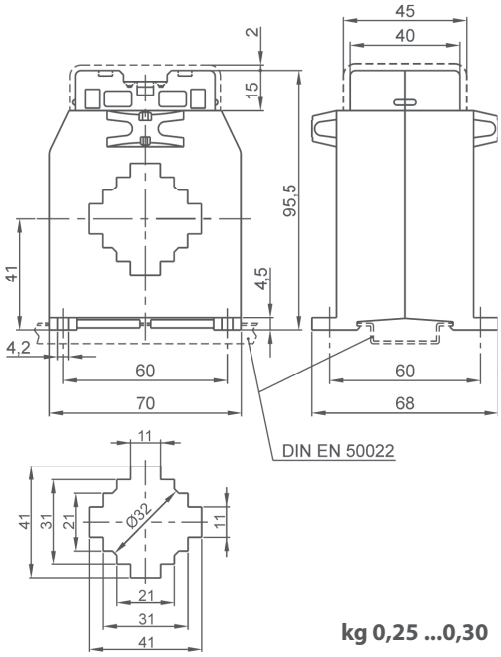

kg 0,25 ...0,30

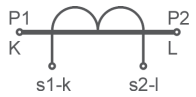

Siglatura morsetti primario e secondario

Primary and secondary connections marking

NOTE - *Note*

ACCESSORI IN DOTAZIONE
- viti per fissaggio TA alla barra
- cappuccio di protezione per vite fissaggio

SUPPLIED ACCESSORY
- *CT fixing set for busbar mounting*
- *protective caps for CT fixing*

OPZIONI - *OPTIONS*

Coprimorsetti sigillabile cod. **9SBMCTA**

Sealable terminals cover cod. ***9SBMCTA***

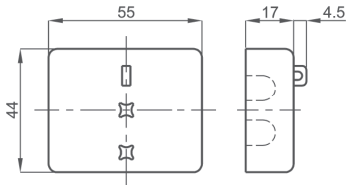

T.A. DI PRECISIONE A BARRA PASSANTE 51x18

51x18 Busbar passing high accuracy CTs

TAC051



EAC

UKRMETR TEST STANDARD

Kz - Kazakhstan

INPUT: 200A... 1500A

OUTPUT: 5A / 1A

DATI TECNICI - *Technical data*

custodia in materiale	*self estinguishing*	
termoplastico autoestinguente	*thermoplastic material*	UL94-V0
frequenza funzionamento	*operating frequency*	50÷60 Hz
tensione di riferimento per l'isolamento	*insulation reference voltage*	0,72 kV
tensione di prova	*test voltage*	3 kV x 1' 50 Hz
isolamento	*insulation*	classe E
grado di protezione	*protection degree*	IP 00
grado di protezione con coprimorsetti	*protection degree with terminal covers*	IP 20
sovracorrente permanente	*continuous overcurrent*	1,2 In
corrente termica di breve durata nominale (I th)	*rated short-time thermal current (I th)*	60 In
corrente dinamica nominale (I dyn)	*rated dynamic current (I dyn)*	2,5 x I th
max. potenza dissipata (portata max.)	*max. power dissipation (max range value)*	≤ 12,5W
temperatura di funzionamento	*operating temperature*	-25 +50 °C
temperatura di magazzinaggio	*storage temperature*	-40 +80 °C
costruzione a norme	*manufactured according to*	IEC/EN 61869-1 IEC/EN 61869-2

TIPO - *Type*

Rapporto *Ratio*	Codice - *Code*			
	VA	**Cl. 0,2**	VA	**Cl. 0,5S**
200/5A	1.5	**TAC051200J05**	1.5	**TAC051200Y05**
250/5A	3	**TAC051250J05**	3	**TAC051250Y05**
300/5A	4	**TAC051300J05**	4	**TAC051300Y05**
400/5A	6	**TAC051400J05**	6	**TAC051400Y05**
500/5A	10	**TAC051500J05**	10	**TAC051500Y05**
600/5A	12	**TAC051600J05**	12	**TAC051600Y05**
800/5A	15	**TAC051800J05**	15	**TAC051800Y05**
1000/5A	20	**TAC0511K0J05**	20	**TAC0511K0Y05**
1200/5A	25	**TAC0511K2J05**	25	**TAC0511K2Y05**
1500/5A	30	**TAC0511K5J05**	30	**TAC0511K5Y05**

Sono disponibili i trasformatori con secondario 1A e pari prestazioni, i codici di ordinazione sono come in tabella ma con ultima cifra 1

CTs at1A secondary current are also available. The burdens are the same as 5A CTs. The ordering codes are the same as those in the above table but the last figure shall be 1 instead of 5.

Esempio / Example

TA.....05 (secondario/*secondary 5A*) TA.....01 (secondario/*secondary 1A*)

DIMENSIONI - *Dimensions*

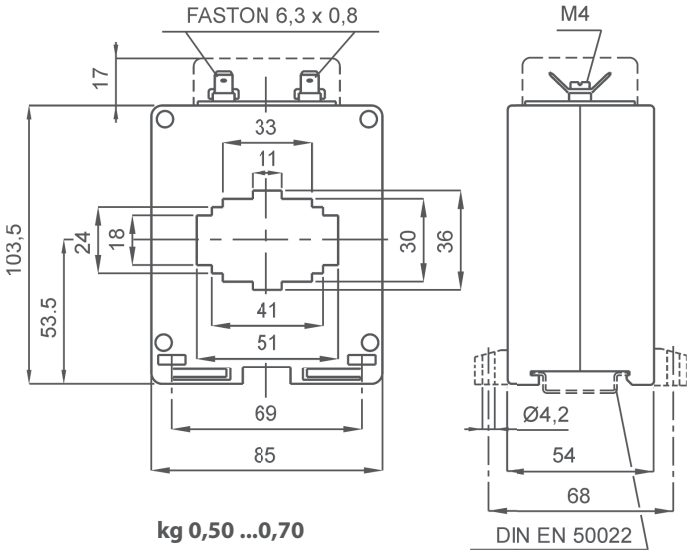

kg 0,50 ...0,70

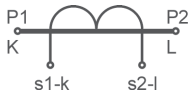

Siglatura morsetti primario e secondario

Primary and secondary connections marking

NOTE - *Note*

ACCESSORI IN DOTAZIONE
- staffa per fissaggio barra
- serrafilo con faston 6,3x0,8mm per secondario e corto circuito
- cappuccio di protezione per vite fissaggio

SUPPLIED ACCESSORIES
- *cable or busbar fixing set*
- *clamping terminals with faston 6,3x0,8mm for secondary and short-circuit*
- *protective caps for CT fixing*

OPZIONI - *OPTIONS*

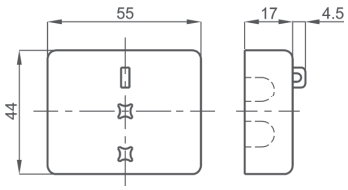

Coprimorsetti sigillabile cod. **9SBMCTA**

Sealable terminals cover cod. ***9SBMCTA***

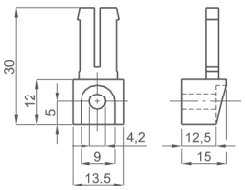

Piedini di fissaggio cod. **9SAMPDL**

Fixing feet cod. ***9SAMPDL***

T.A. DI PRECISIONE A BARRA 61x31 o CAVO Ø51 PASSANTE

61x31 Busbar or Ø51 Cable passing high accuracy CTs

TAT061



EAC UKRMETR TEST STANDARD

Kz - Kazakhstan

INPUT: 500A... 2000A

OUTPUT: 5A 1A

DATI TECNICI - *Technical data*

custodia in materiale	*self estinguishing*	
termoplastico autoestinguente	*thermoplastic material*	UL94-V0
frequenza funzionamento	*operating frequency*	50÷60 Hz
tensione di riferimento per l'isolamento	*insulation reference voltage*	0,72 kV
tensione di prova	*test voltage*	3 kV x 1' 50 Hz
isolamento	*insulation*	classe E
grado di protezione	*protection degree*	IP 20
sovracorrente permanente	*continuous overcurrent*	1,2 In
corrente termica di breve durata nominale (I th)	*rated short-time thermal current (I th)*	60 In
corrente dinamica nominale (I dyn)	*rated dynamic current (I dyn)*	2,5 x I th
max. potenza dissipata (portata max.)	*max. power dissipation (max range value)*	≤10W
temperatura di funzionamento	*operating temperature*	-25 +50 °C
temperatura di magazzinaggio	*storage temperature*	-40 +80 °C
costruzione a norme	*manufactured according to*	IEC/EN 61869-1 IEC/EN 61869-2
terminali secondari integrati	*integrated secondary terminals*	6mm²

TIPO - *Type*

Rapporto *Ratio*	Codice - *Code*			
	VA	**Cl. 0,2**	VA	**Cl. 0,5S**
500/5A	3	**TAT061500J05**	3	**TAT061500Y05**
600/5A	4	**TAT061600J05**	4	**TAT061600Y05**
800/5A	6	**TAT061800J05**	6	**TAT061800Y05**
1000/5A	10	**TAT0611K0J05**	10	**TAT0611K0Y05**
1200/5A	12	**TAT0611K2J05**	12	**TAT0611K2Y05**
1500/5A	20	**TAT0611K5J05**	20	**TAT0611K5Y05**
2000/5A	25	**TAT0612K0J05**	25	**TAT0612K0Y05**

Sono disponibili i trasformatori con secondario 1A e pari prestazioni, i codici di ordinazione sono come in tabella ma con ultima cifra 1

CTs at1A secondary current are also available. The burdens are the same as 5A CTs. The ordering codes are the same as those in the above table but the last figure shall be 1 instead of 5.

Esempio / Example

TA.....05 (secondario/*secondary 5A*) **TA.....01 (secondario/*secondary 1A*)**

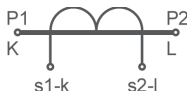

Siglatura morsetti primario e secondario
Primary and secondary connections marking

DIMENSIONI - *Dimensions*

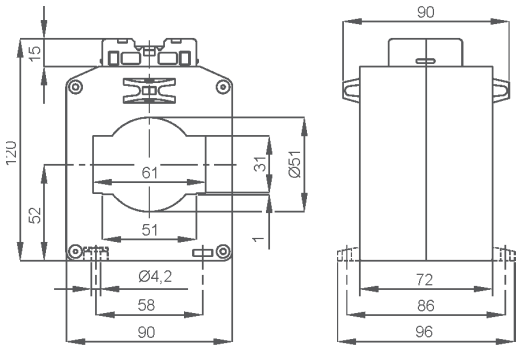

Tipo con passaggio barra orizzontale
Codici ordinazione come in tabella

Horizontal busbar passing type
same ordering codes as shown in table

kg 0,70 ...1,40

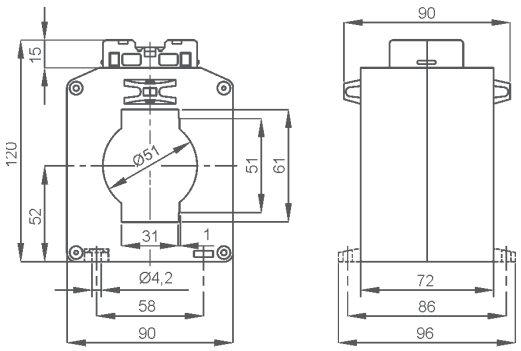

Tipo con passaggio barra verticale
Codici ordinazione come in tabella ma con finale **V**

Vertical busbar passing type
same ordering codes as shown in table with **V** *at the end*

kg 0,70 ...1,40

NOTE - *Note*

ACCESSORI IN DOTAZIONE
- viti per fissaggio TA alla barra
- cappuccio di protezione per vite fissaggio

SUPPLIED ACCESSORY
- CT fixing set for busbar mounting
- protective caps for CT fixing

OPZIONI - *OPTIONS*

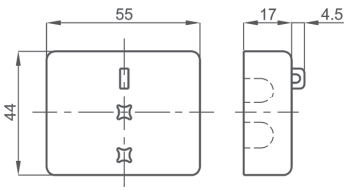

Coprimorsetti sigillabile cod. **9SBMCTA**
Sealable terminals cover cod. ***9SBMCTA***

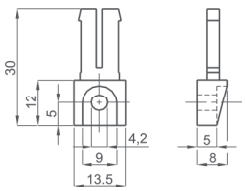

Piedini di fissaggio cod. **9SAMPDC**
Fixing feet cod. ***9SAMPDC***

T.A. DI PRECISIONE RESINATO A CAVO PASSANTE Ø50

Resin encapsulated Ø50 cable passing high accuracy CTs

TAT050



NEW!

EAC UKRMETR TEST STANDARD

Kz - Kazakhstan

INPUT: 200A... 600A

OUTPUT: 5A 1A

DATI TECNICI - *Technical data*

custodia in materiale	*self estinguishing*	
termoplastico autoestinguente	*thermoplastic material*	UL94-V0
frequenza funzionamento	*operating frequency*	50÷60 Hz
tensione di riferimento per l'isolamento	*insulation reference voltage*	0,72 kV
tensione di prova	*test voltage*	3 kV x 1' 50 Hz
isolamento	*insulation*	classe E
grado di protezione	*protection degree*	IP 00
grado di protezione con coprimorsetti	*protection degree with terminal covers*	IP 20
sovracorrente permanente	*continuous overcurrent*	1,2 In
corrente termica di breve durata nominale (I th)	*rated short-time thermal current (I th)*	80 In
corrente dinamica nominale (I dyn)	*rated dynamic current (I dyn)*	2,5 x I th
max. potenza dissipata (portata max.)	*max. power dissipation (max range value)*	≤ 4,3W
temperatura di funzionamento	*operating temperature*	-25 +50 °C
temperatura di magazzinaggio	*storage temperature*	-40 +80 °C
costruzione a norme	*manufactured according to*	IEC/EN 61869-1 IEC/EN 61869-2

TIPO - *Type*

Rapporto *Ratio*	Codice - *Code*					
	VA	Cl. 0,2	VA	Cl. 0,5S	VA	Cl. 0,2S
200/5A	5	**TAT050200J05**			1.5	**TAT050200S05**
250/5A	5	**TAT050250J05**			5	**TAT050250S05**
300/5A	5	**TAT050300J05**	1	**TAT050300Y05**	6	**TAT050300S05**
400/5A	5	**TAT050400J05**	2	**TAT050400Y05**	6	**TAT050400S05**
500/5A	5	**TAT050500J05**	3	**TAT050500Y05**	6	**TAT050500S05**
600/5A	5	**TAT050600J05**	5	**TAT050600Y05**	6	**TAT050600S05**

Sono disponibili i trasformatori con secondario 1A e pari prestazioni, i codici di ordinazione sono come in tabella ma con ultima cifra 1

CTs at1A secondary current are also available. The burdens are the same as 5A CTs. The ordering codes are the same as those in the above table but the last figure shall be 1 instead of 5.

Esempio / Example

TA.....05 (secondario/*secondary 5A*) **TA.....01 (secondario/*secondary 1A*)**

DIMENSIONI - *Dimensions*

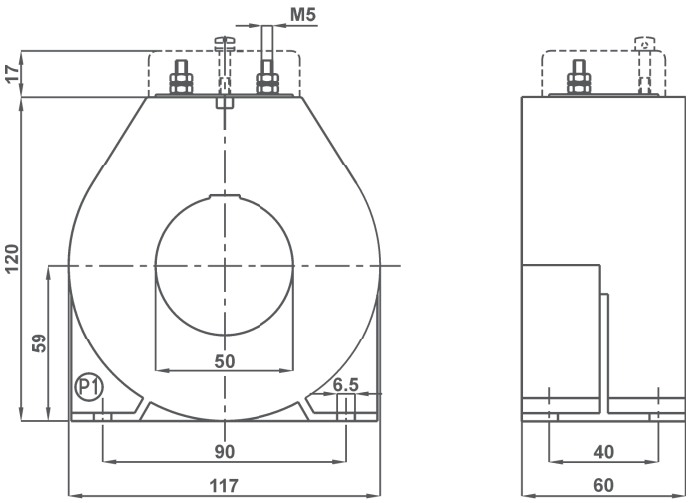

kg 1,10 ...2,15

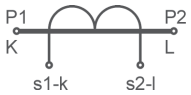

Siglatura morsetti primario e secondario
Primary and secondary connections marking

NOTE - *Note*

OPZIONI - *OPTIONS*

Coprimorsetti cod. **9SBMCTA50**
Coprimorsetti sigillabile cod. **9SBMCTA50S**

Terminal cover cod. ***9SBMCTA50***
Sealable terminals cover cod. ***9SBMCTA50S***

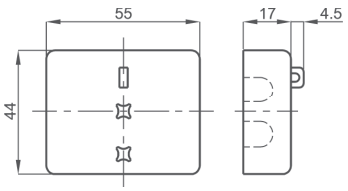

T.A. DI PRECISIONE A BARRA PASSANTE 63x30

63x30 Busbar passing high accuracy CTs

TAT063

EAC UKRMETR TEST STANDARD

Kz - Kazakhstan

INPUT: 400A... 2000A

OUTPUT: 5A 1A

DATI TECNICI - *Technical data*

custodia in materiale	*self estinguishing*	
termoplastico autoestinguente	*thermoplastic material*	UL94-V0
frequenza funzionamento	*operating frequency*	50÷60 Hz
tensione di riferimento per l'isolamento	*insulation reference voltage*	0,72 kV
tensione di prova	*test voltage*	3 kV x 1' 50 Hz
isolamento	*insulation*	classe E
grado di protezione	*protection degree*	IP 00
grado di protezione con coprimorsetti	*protection degree with terminal covers*	IP 20
sovracorrente permanente	*continuous overcurrent*	1,2 In
corrente termica di breve durata nominale (I th)	*rated short-time thermal current (I th)*	60 In
corrente dinamica nominale (I dyn)	*rated dynamic current (I dyn)*	2,5 x I th
max. potenza dissipata (portata max.)	*max. power dissipation (max range value)*	≤ 12W
temperatura di funzionamento	*operating temperature*	-25 +50 °C
temperatura di magazzinaggio	*storage temperature*	-40 +80 °C
costruzione a norme	*manufactured according to*	IEC/EN 61869-1 IEC/EN 61869-2

TIPO - *Type*

Rapporto *Ratio*	Codice - *Code*					
	VA	**Cl. 0,2**	VA	**Cl. 0,5S**	VA	**Cl. 0,2S**
400/5A	1.5	**TAT063400J05**	1.5	**TAT063400Y05**	3.5	**TAT063400S05**
500/5A	3	**TAT063500J05**	3	**TAT063500Y05**	5	**TAT063500S05**
600/5A	4	**TAT063600J05**	4	**TAT063600Y05**	5	**TAT063600S05**
800/5A	6	**TAT063800J05**	6	**TAT063800Y05**	8	**TAT063800S05**
1000/5A	8	**TAT0631K0J05**	8	**TAT0631K0Y05**	3	**TAT0631K0S05**
1200/5A	10	**TAT0631K2J05**	10	**TAT0631K2Y05**	3	**TAT0631K2S05**
1500/5A	15	**TAT0631K5J05**	15	**TAT0631K5Y05**	5	**TAT0631K5S05**
2000/5A	18	**TAT0632K0J05**	18	**TAT0632K0Y05**	10	**TAT0632K0S05**

Sono disponibili i trasformatori con secondario 1A e pari prestazioni, i codici di ordinazione sono come in tabella ma con ultima cifra 1

CTs at1A secondary current are also available. The burdens are the same as 5A CTs. The ordering codes are the same as those in the above table but the last figure shall be 1 instead of 5.

Esempio / Example

TA.....05 (secondario/*secondary 5A*) TA.....01 (secondario/*secondary 1A*)

DIMENSIONI - *Dimensions*

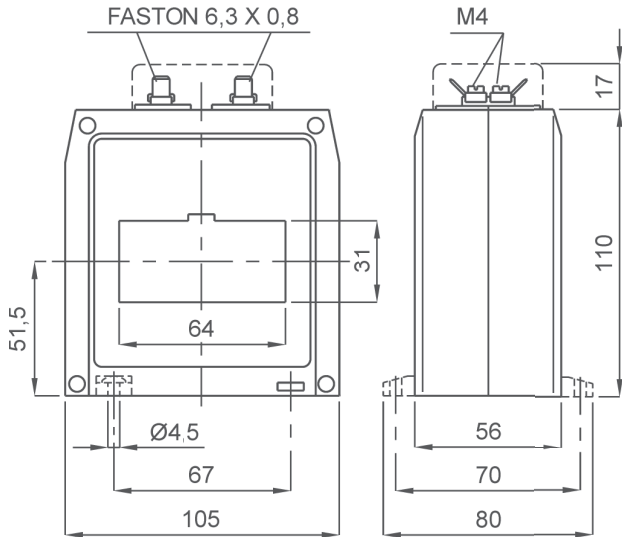

kg 0,55 ...0,75

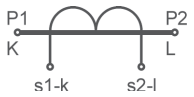

Siglatura morsetti primario e secondario

Primary and secondary connections marking

NOTE - *Note*

ACCESSORI IN DOTAZIONE
- staffa per fissaggio barra
- serrafilo con faston 6,3x0,8mm per secondario e corto circuito
- cappuccio di protezione per vite fissaggio

SUPPLIED ACCESSORIES
- *cable or busbar fixing set*
- *clamping terminals with faston 6,3x0,8mm for secondary and short-circuit*
- *protective caps for CT fixing*

OPZIONI - *OPTIONS*

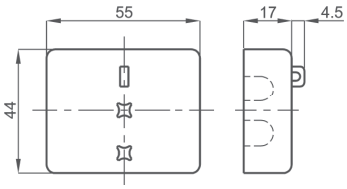

Coprimorsetti sigillabile cod. **9SBMCTA**

*Sealable terminals cover cod. **9SBMCTA***

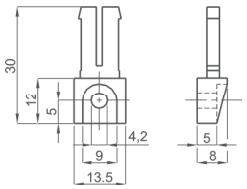

Piedini di fissaggio cod. **9SAMPDC**

*Fixing feet cod. **9SAMPDC***

T.A. DI PRECISIONE A BARRA PASSANTE 64x54

64x54 Busbar passing high accuracy CTs



EAC UKRMETR TEST STANDARD

Kz - Kazakhstan

INPUT: 500A... 2500A

OUTPUT: 5A 1A

NEW!

DATI TECNICI - *Technical data*

custodia in materiale	*self estinguishing*	
termoplastico autoestinguente	*thermoplastic material*	UL94-V0
frequenza funzionamento	*operating frequency*	50÷60 Hz
tensione di riferimento per l'isolamento	*insulation reference voltage*	0,72 kV
tensione di prova	*test voltage*	3 kV x 1' 50 Hz
isolamento	*insulation*	classe E
grado di protezione	*protection degree*	IP 00
grado di protezione con coprimorsetti	*protection degree with terminal covers*	IP 20
sovracorrente permanente	*continuous overcurrent*	1,2 In
corrente termica di breve durata nominale (I th)	*rated short-time thermal current (I th)*	60 In
corrente dinamica nominale (I dyn)	*rated dynamic current (I dyn)*	2,5 x I th
max. potenza dissipata (portata max.)	*max. power dissipation (max range value)*	≤ 20W
temperatura di funzionamento	*operating temperature*	-25 +50 °C
temperatura di magazzinaggio	*storage temperature*	-40 +80 °C
costruzione a norme	*manufactured according to*	IEC/EN 61869-1 IEC/EN 61869-2

TIPO - *Type*

Rapporto *Ratio*	Codice - *Code*					
	VA	Cl. 0,2	VA	Cl. 0,5S	VA	Cl. 0,2S
500/5A			3	**TAT064500Y05**		
600/5A	5	**TAT064600J05**	5	**TAT064600Y05**		
800/5A	6	**TAT064800J05**	6	**TAT064800Y05**		
1000/5A	8	**TAT0641K0J05**	8	**TAT0641K0Y05**	5	**TAT0641K0S05**
1200/5A	10	**TAT0641K2J05**	10	**TAT0641K2Y05**	10	**TAT0641K2S05**
1500/5A	12	**TAT0641K5J05**	12	**TAT0641K5Y05**	10	**TAT0641K5S05**
2000/5A	15	**TAT0642K0J05**	15	**TAT0642K0Y05**	12	**TAT0642K0S05**
2500/5A	20	**TAT0642K5J05**	20	**TAT0642K5Y05**	15	**TAT0642K5S05**

Sono disponibili i trasformatori con secondario 1A e pari prestazioni, i codici di ordinazione sono come in tabella ma con ultima cifra 1

CTs at1A secondary current are also available. The burdens are the same as 5A CTs. The ordering codes are the same as those in the above table but the last figure shall be 1 instead of 5.

Esempio / Example

TA.....05 (secondario/*secondary 5A*) **TA.....01 (secondario/*secondary 1A*)**

DIMENSIONI - *Dimensions*

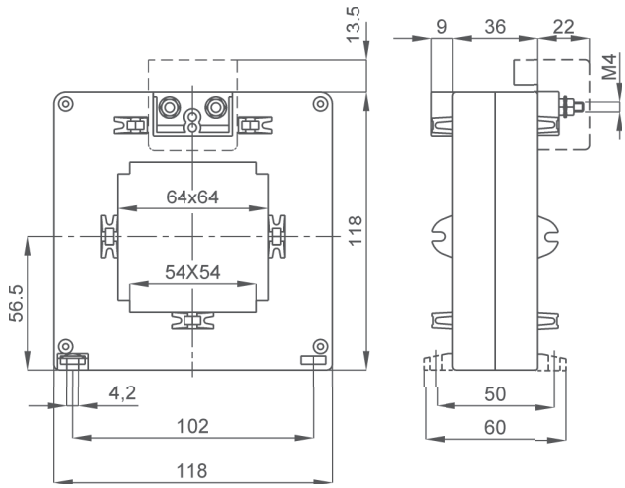

kg 0,45 ...0,65

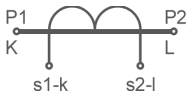

Siglatura morsetti primario e secondario

Primary and secondary connections marking

NOTE - *Note*

ACCESSORI IN DOTAZIONE
- viti per fissaggio TA alla barra
- cappuccio di protezione per vite fissaggio

SUPPLIED ACCESSORY
- *CT fixing set for busbar mounting*
- *protective caps for CT fixing*

OPZIONI - *OPTIONS*

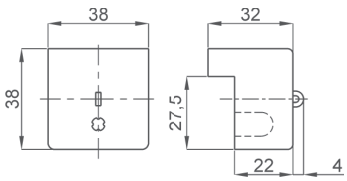

Coprimorsetti cod. **9SBMCTA125**
Coprimorsetti sigillabile cod. **9SBMCTA125S**

*Terminals cover cod. **9SBMCTA125***
*Sealable terminals cover cod. **9SBMCTA125S***

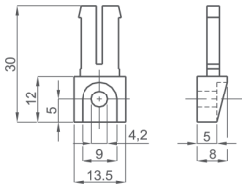

Piedini di fissaggio cod. **9SAMPDC**

*Fixing feet cod. **9SAMPDC***

T.A. DI PRECISIONE A CAVO PASSANTE Ø80

Ø80 Cable passing high accuracy CTs

TAT079

EAC UKRMETR TEST STANDARD

Kz - Kazakhstan

INPUT: 500A... 2500A

OUTPUT: 5A 1A

NEW!

DATI TECNICI - *Technical data*

custodia in materiale	*self estinguishing*	
termoplastico autoestinguente	*thermoplastic material*	UL94-V0
frequenza funzionamento	*operating frequency*	50÷60 Hz
tensione di riferimento per l'isolamento	*insulation reference voltage*	0,72 kV
tensione di prova	*test voltage*	3 kV x 1' 50 Hz
isolamento	*insulation*	classe E
grado di protezione	*protection degree*	IP 00
grado di protezione con coprimorsetti	*protection degree with terminal covers*	IP 20
sovracorrente permanente	*continuous overcurrent*	1,2 In
corrente termica di breve durata nominale (I th)	*rated short-time thermal current (I th)*	60 In
corrente dinamica nominale (I dyn)	*rated dynamic current (I dyn)*	2,5 x I th
max. potenza dissipata (portata max.)	*max. power dissipation (max range value)*	≤ 20W
temperatura di funzionamento	*operating temperature*	-25 +50 °C
temperatura di magazzinaggio	*storage temperature*	-40 +80 °C
costruzione a norme	*manufactured according to*	IEC/EN 61869-1 IEC/EN 61869-2

TIPO - *Type*

Rapporto *Ratio*	Codice - *Code*					
	VA	Cl. 0,2	VA	Cl. 0,5S	VA	Cl. 0,2S
500/5A			3	**TAT079500Y05**		
600/5A	5	**TAT079600J05**	5	**TAT079600Y05**		
800/5A	6	**TAT079800J05**	6	**TAT079800Y05**		
1000/5A	8	**TAT0791K0J05**	8	**TAT0791K0Y05**	5	**TAT0791K0S05**
1200/5A	10	**TAT0791K2J05**	10	**TAT0791K2Y05**	10	**TAT0791K2S05**
1500/5A	12	**TAT0791K5J05**	12	**TAT0791K5Y05**	10	**TAT0791K5S05**
2000/5A	15	**TAT0792K0J05**	15	**TAT0792K0Y05**	12	**TAT0792K0S05**
2500/5A	20	**TAT0792K5J05**	20	**TAT0792K5Y05**	15	**TAT0792K5S05**

Sono disponibili i trasformatori con secondario 1A e pari prestazioni, i codici di ordinazione sono come in tabella ma con ultima cifra 1

CTs at1A secondary current are also available. The burdens are the same as 5A CTs. The ordering codes are the same as those in the above table but the last figure shall be 1 instead of 5.

Esempio / Example

TA.....05 (secondario/*secondary 5A*) **TA.....01 (secondario/*secondary 1A*)**

DIMENSIONI - *Dimensions*

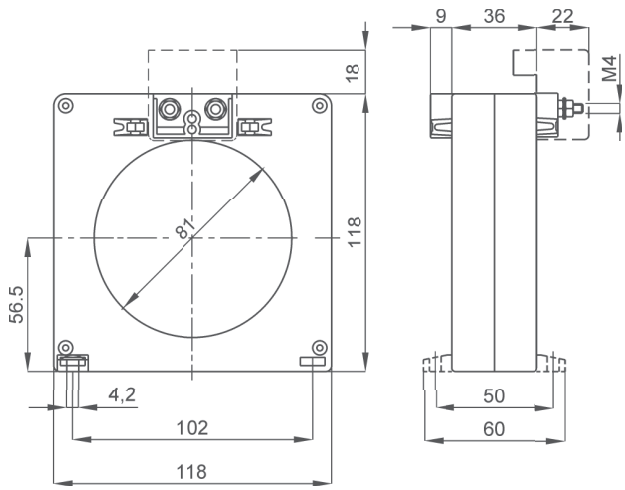

kg 0,45 ...0,65

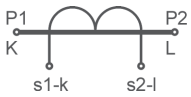

Siglatura morsetti primario e secondario

Primary and secondary connections marking

NOTE - *Note*

ACCESSORI IN DOTAZIONE
- 2 piedini fissaggio TA a parete

SUPPLIED ACCESSORIES
- CT wall mounting fixing set (2pcs)

OPZIONI - *OPTIONS*

Coprimorsetti cod. **9SBMCTA125**
Coprimorsetti sigillabile cod. **9SBMCTA125S**

Terminals cover cod. ***9SBMCTA125***
Sealable terminals cover cod. ***9SBMCTA125S***

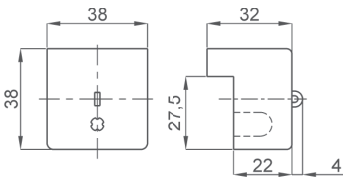

T.A. DI PRECISIONE RESINATO A CAVO PASSANTE Ø90

Resin encapsulated Ø90 cable passing high accuracy CTs

TAT090



EAC UKRMETR TEST STANDARD

Kz - Kazakhstan

INPUT: 600A... 2500A

OUTPUT: 5A 1A

NEW!

DATI TECNICI - *Technical data*

custodia in materiale	*self estinguishing*	
termoplastico autoestinguente	*thermoplastic material*	UL94-V0
frequenza funzionamento	*operating frequency*	50÷60 Hz
tensione di riferimento per l'isolamento	*insulation reference voltage*	0,72 kV
tensione di prova	*test voltage*	3 kV x 1' 50 Hz
isolamento	*insulation*	classe E
grado di protezione	*protection degree*	IP 00
grado di protezione con coprimorsetti	*protection degree with terminal covers*	IP 20
sovracorrente permanente	*continuous overcurrent*	1,2 In
corrente termica di breve durata nominale (I th)	*rated short-time thermal current (I th)*	80 In
corrente dinamica nominale (I dyn)	*rated dynamic current (I dyn)*	2,5 x I th
max. potenza dissipata (portata max.)	*max. power dissipation (max range value)*	≤ 15W
temperatura di funzionamento	*operating temperature*	-25 +50 °C
temperatura di magazzinaggio	*storage temperature*	-40 +80 °C
costruzione a norme	*manufactured according to*	IEC/EN 61869-1 IEC/EN 61869-2

TIPO - *Type*

Rapporto *Ratio*	Codice - *Code*					
	VA	Cl. 0,2	VA	Cl. 0,5S	VA	Cl. 0,2S
600/5A	1	**TAT090600J05**	1.5	**TAT090600Y05**	5	**TAT090600S05**
800/5A	5	**TAT090800J05**	2.5	**TAT090800Y05**	5	**TAT090800S05**
1000/5A	7.5	**TAT0901K0J05**	4	**TAT0901K0Y05**	5	**TAT0901K0S05**
1200/5A	10	**TAT0901K2J05**	6	**TAT0901K2Y05**	5	**TAT0901K2S05**
1500/5A	12.5	**TAT0901K5J05**	7.5	**TAT0901K5Y05**	5	**TAT0901K5S05**
2000/5A	15	**TAT0902K0J05**	10	**TAT0902K0Y05**	5	**TAT0902K0S05**
2500/5A	17.5	**TAT0902K5J05**	15	**TAT0902K5Y05**	5	**TAT0902K5S05**

Sono disponibili i trasformatori con secondario 1A e pari prestazioni, i codici di ordinazione sono come in tabella ma con ultima cifra 1

CTs at1A secondary current are also available. The burdens are the same as 5A CTs. The ordering codes are the same as those in the above table but the last figure shall be 1 instead of 5.

Esempio / Example
TA.....05 (secondario/*secondary 5A*) TA.....01 (secondario/*secondary 1A*)

DIMENSIONI - *Dimensions*

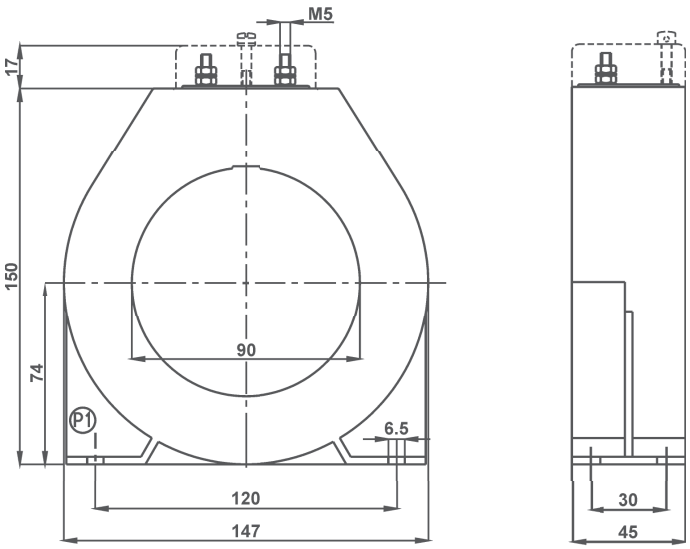

kg 0,90 ...1,15

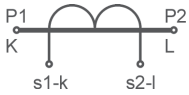

Siglatura morsetti primario e secondario
Primary and secondary connections marking

NOTE - *Note*

OPZIONI - *OPTIONS*

Coprimorsetti cod. **9SBMCTA50**
Coprimorsetti sigillabile cod. **9SBMCTA50S**

Terminals cover cod. ***9SBMCTA50***
Sealable terminals cover cod. ***9SBMCTA50S***

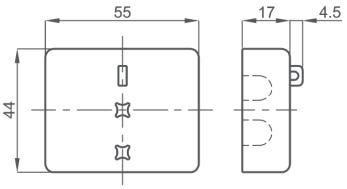

T.A. DI PRECISIONE A BARRA PASSANTE 81x31

81x31 Busbar passing high accuracy CTs

TAT081

EAC UKRMETR TEST STANDARD

Kz - Kazakhstan

INPUT: 600A... 2500A

OUTPUT: 5A 1A

DATI TECNICI - *Technical data*

custodia in materiale	*self estinguishing*	
termoplastico autoestinguente	*thermoplastic material*	UL94-V0
frequenza funzionamento	*operating frequency*	50÷60 Hz
tensione di riferimento per l'isolamento	*insulation reference voltage*	0,72 kV
tensione di prova	*test voltage*	3 kV x 1' 50 Hz
isolamento	*insulation*	classe E
grado di protezione	*protection degree*	IP 00
grado di protezione con coprimorsetti	*protection degree with terminal covers*	IP 20
sovracorrente permanente	*continuous overcurrent*	1,2 In
corrente termica di breve durata nominale (I th)	*rated short-time thermal current (I th)*	60 In
corrente dinamica nominale (I dyn)	*rated dynamic current (I dyn)*	2,5 x I th
max. potenza dissipata (portata max.)	*max. power dissipation (max range value)*	≤ 22W
temperatura di funzionamento	*operating temperature*	-25 +50 °C
temperatura di magazzinaggio	*storage temperature*	-40 +80 °C
costruzione a norme	*manufactured according to*	IEC/EN 61869-1 IEC/EN 61869-2

TIPO - *Type*

Rapporto *Ratio*	Codice - *Code*					
	VA	Cl. 0,2	VA	Cl. 0,5S	VA	Cl. 0,2S
600/5A			2	**TAT081600Y05**		
800/5A	2.5	**TAT081800J05**	4	**TAT081800Y05**		
1000/5A	5	**TAT0811K0J05**	5	**TAT0811K0Y05**	1	**TAT0811K0S05**
1200/5A	7	**TAT0811K2J05**	7	**TAT0811K2Y05**	1.5	**TAT0811K2S05**
1500/5A	8	**TAT0811K5J05**	8	**TAT0811K5Y05**	7.5	**TAT0811K5S05**
2000/5A	10	**TAT0812K0J05**	10	**TAT0812K0Y05**	10	**TAT0812K0S05**
2500/5A	15	**TAT0812K5J05**	15	**TAT0812K5Y05**	12.5	**TAT0812K5S05**

Sono disponibili i trasformatori con secondario 1A e pari prestazioni, i codici di ordinazione sono come in tabella ma con ultima cifra 1

CTs at1A secondary current are also available. The burdens are the same as 5A CTs. The ordering codes are the same as those in the above table but the last figure shall be 1 instead of 5.

Esempio / Example

TA.....05 (secondario/*secondary 5A*) **TA.....01 (secondario/*secondary 1A*)**

DIMENSIONI - *Dimensions*

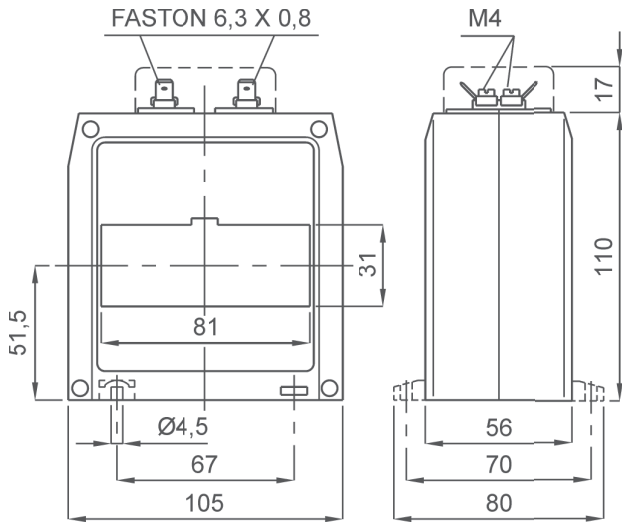

kg 0,55 ...0,75

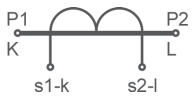

Siglatura morsetti primario e secondario
Primary and secondary connections marking

NOTE - *Note*

ACCESSORI IN DOTAZIONE
- staffa per fissaggio barra
- serrafilo con faston 6,3x0,8mm per secondario e corto circuito
- cappuccio di protezione per vite fissaggio

SUPPLIED ACCESSORIES
- *cable or busbar fixing set*
- *clamping terminals with faston 6,3x0,8mm for secondary and short-circuit*
- *protective caps for CT fixing*

OPZIONI - *OPTIONS*

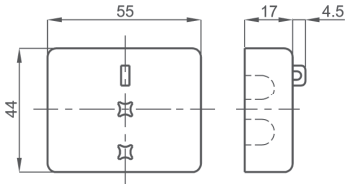

Coprimorsetti sigillabile cod. **9SBMCTA**
Sealable terminals cover cod. ***9SBMCTA***

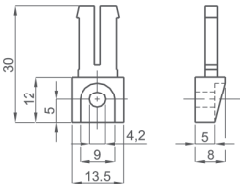

Piedini di fissaggio cod. **9SAMPDC**
Fixing feet cod. ***9SAMPDC***

T.A. DI PRECISIONE A BARRA PASSANTE 82x37

82x37 Busbar passing high accuracy CTs

TAT082

EAC UKRMETR TEST STANDARD

Kz - Kazakhstan

INPUT: 400A... 2500A

OUTPUT: 5A 1A

DATI TECNICI - *Technical data*

custodia in materiale	*self estinguishing*	
termoplastico autoestinguente	*thermoplastic material*	UL94-V0
frequenza funzionamento	*operating frequency*	50÷60 Hz
tensione di riferimento per l'isolamento	*insulation reference voltage*	0,72 kV
tensione di prova	*test voltage*	3 kV x 1' 50 Hz
isolamento	*insulation*	classe E
grado di protezione	*protection degree*	IP 00
grado di protezione con coprimorsetti	*protection degree with terminal covers*	IP 20
sovracorrente permanente	*continuous overcurrent*	1,2 In
corrente termica di breve durata nominale (I th)	*rated short-time thermal current (I th)*	80 In
corrente dinamica nominale (I dyn)	*rated dynamic current (I dyn)*	2,5 x I th
max. potenza dissipata (portata max.)	*max. power dissipation (max range value)*	≤ 17W
temperatura di funzionamento	*operating temperature*	-25 +50 °C
temperatura di magazzinaggio	*storage temperature*	-40 +80 °C
costruzione a norme	*manufactured according to*	IEC/EN 61869-1 IEC/EN 61869-2

TIPO - *Type*

Rapporto *Ratio*	Codice - *Code*					
	VA	Cl. 0,2	VA	Cl. 0,5S	VA	Cl. 0,2S
400/5A	2	**TAT082400J05**	2	**TAT082400Y05**	5	**TAT082400S05**
500/5A	4	**TAT082500J05**	4	**TAT082500Y05**	6	**TAT082500S05**
600/5A	6	**TAT082600J05**	6	**TAT082600Y05**	8	**TAT082600S05**
800/5A	8	**TAT082800J05**	8	**TAT082800Y05**	8	**TAT082800S05**
1000/5A	12	**TAT0821K0J05**	12	**TAT0821K0Y05**	6	**TAT0821K0S05**
1200/5A	15	**TAT0821K2J05**	15	**TAT0821K2Y05**	8	**TAT0821K2S05**
1500/5A	18	**TAT0821K5J05**	18	**TAT0821K5Y05**	10	**TAT0821K5S05**
2000/5A	20	**TAT0822K0J05**	20	**TAT0822K0Y05**	12	**TAT0822K0S05**
2500/5A	20	**TAT0822K5J05**	20	**TAT0822K5Y05**	15	**TAT0822K5S05**

Sono disponibili i trasformatori con secondario 1A e pari prestazioni, i codici di ordinazione sono come in tabella ma con ultima cifra 1

CTs at1A secondary current are also available. The burdens are the same as 5A CTs. The ordering codes are the same as those in the above table but the last figure shall be 1 instead of 5.

Esempio / Example

TA.....05 (secondario/*secondary 5A*) TA.....01 (secondario/*secondary 1A*)

DIMENSIONI - *Dimensions*

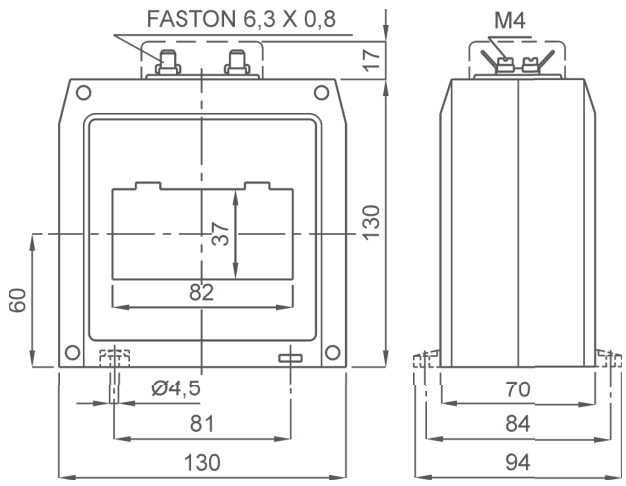

kg 0,55 ...0,75

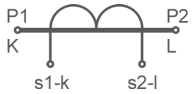

Siglatura morsetti primario e secondario

Primary and secondary connections marking

NOTE - *Note*

ACCESSORI IN DOTAZIONE
- 2 staffe per fissaggio cavo o barra
- serrafilo con faston 6,3x0,8mm per secondario e corto circuito
- cappuccio di protezione per vite fissaggio

SUPPLIED ACCESSORIES
- *cable or busbar fixing set*
- *clamping terminals with faston 6,3x0,8mm for secondary and short-circuit*
- *protective caps for CT fixing*

OPZIONI - *OPTIONS*

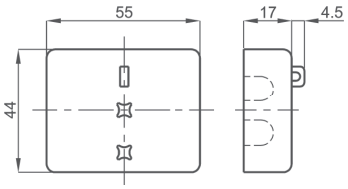

Coprimorsetti sigillabile cod. **9SBMCTA**

*Sealable terminals cover cod. **9SBMCTA***

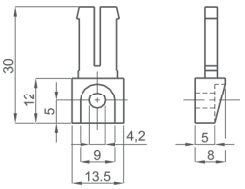

Piedini di fissaggio cod. **9SAMPDC**

*Fixing feet cod. **9SAMPDC***

T.A. DI PRECISIONE A BARRA PASSANTE 85x54

85x54 Busbar passing high accuracy CTs

TAT085



EAC UKRMETR TEST STANDARD

Kz - Kazakhstan

INPUT: 800A... 2500A

OUTPUT: 5A 1A

NEW!

DATI TECNICI - *Technical data*

custodia in materiale	*self estinguishing*	
termoplastico autoestinguente	*thermoplastic material*	UL94-V0
frequenza funzionamento	*operating frequency*	50÷60 Hz
tensione di riferimento per l'isolamento	*insulation reference voltage*	0,72 kV
tensione di prova	*test voltage*	3 kV x 1' 50 Hz
isolamento	*insulation*	classe E
grado di protezione	*protection degree*	IP 00
grado di protezione con coprimorsetti	*protection degree with terminal covers*	IP 20
sovracorrente permanente	*continuous overcurrent*	1,2 In
corrente termica di breve durata nominale (I th)	*rated short-time thermal current (I th)*	60 In
corrente dinamica nominale (I dyn)	*rated dynamic current (I dyn)*	2,5 x I th
max. potenza dissipata (portata max.)	*max. power dissipation (max range value)*	≤ 20W
temperatura di funzionamento	*operating temperature*	-25 +50 °C
temperatura di magazzinaggio	*storage temperature*	-40 +80 °C
costruzione a norme	*manufactured according to*	IEC/EN 61869-1 IEC/EN 61869-2

TIPO - *Type*

Rapporto *Ratio*	Codice - *Code*					
	VA	Cl. 0,2	VA	Cl. 0,5S	VA	Cl. 0,2S
800/5A	5	**TAT085800J05**	5	**TAT085800Y05**		
1000/5A	8	**TAT0851K0J05**	8	**TAT0851K0Y05**	5	**TAT0851K0S05**
1200/5A	10	**TAT0851K2J05**	10	**TAT0851K2Y05**	10	**TAT0851K2S05**
1500/5A	12	**TAT0851K5J05**	12	**TAT0851K5Y05**	10	**TAT0851K5S05**
2000/5A	18	**TAT0852K0J05**	18	**TAT0852K0Y05**	12	**TAT0852K0S05**
2500/5A	20	**TAT0852K5J05**	20	**TAT0852K5Y05**	15	**TAT0852K5S05**

Sono disponibili i trasformatori con secondario 1A e pari prestazioni, i codici di ordinazione sono come in tabella ma con ultima cifra 1

CTs at1A secondary current are also available. The burdens are the same as 5A CTs. The ordering codes are the same as those in the above table but the last figure shall be 1 instead of 5.

Esempio / Example

TA.....05 (secondario/*secondary 5A*) **TA.....01 (secondario/*secondary 1A*)**



Fino a 3 barre da 80 x 10mm anche isolate

Up to 3 insulated busbars 80 x 10mm

DIMENSIONI - *Dimensions*

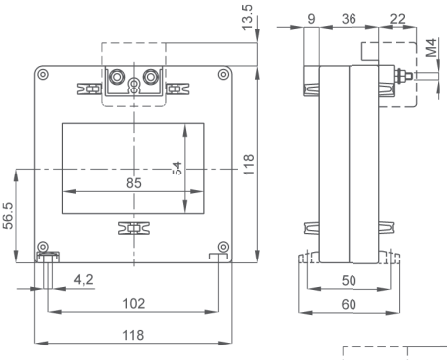

kg 0,50 ...0,75

Versione con passaggio barra verticale

codici di ordinazione come in tabella ma con finale **V**

Vertical busbar passing type

*same ordering codes as shown in table with **V** at the end*

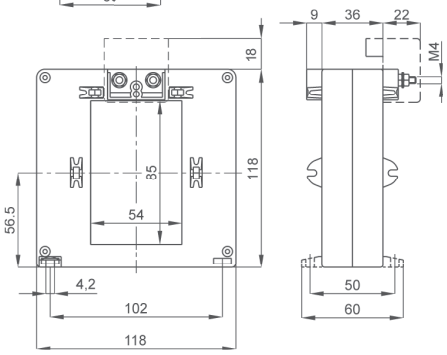

kg 0,50 ...0,75

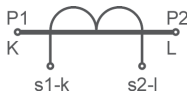

Siglatura morsetti primario e secondario

Primary and secondary connections marking

NOTE - *Note*

ACCESSORI IN DOTAZIONE
- viti per fissaggio TA alla barra
- cappuccio di protezione per vite fissaggio

SUPPLIED ACCESSORY
- *CT fixing set for busbar mounting*
- *protective caps for CT fixing*

OPZIONI - *OPTIONS*

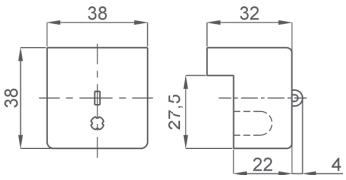

Coprimorsetti / *Terminals cover* cod. **9SBMCTA125**
Coprimorsetti sigillabile / *Sealable terminals cover* cod. **9SBMCTA125S**

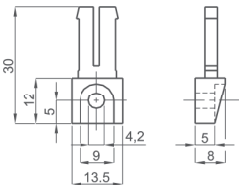

Piedini di fissaggio cod. **9SAMPDC**
*Fixing feet cod. **9SAMPDC***

T.A. DI PRECISIONE A BARRA PASSANTE 102x55

102x55 Busbar passing high accuracy CTs

TAT101



EAC UKRMETR TEST STANDARD

Kz - Kazakhstan

INPUT: 400A... 4000A

OUTPUT: 5A 1A

DATI TECNICI - *Technical data*

custodia in materiale	*self estinguishing*	
termoplastico autoestinguente	*thermoplastic material*	UL94-V0
frequenza funzionamento	*operating frequency*	50÷60 Hz
tensione di riferimento per l'isolamento	*insulation reference voltage*	0,72 kV
tensione di prova	*test voltage*	3 kV x 1' 50 Hz
isolamento	*insulation*	classe E
grado di protezione	*protection degree*	IP 20
sovracorrente permanente	*continuous overcurrent*	1,2 In
corrente termica di breve durata nominale (I th)	*rated short-time thermal current (I th)*	80 In
corrente dinamica nominale (I dyn)	*rated dynamic current (I dyn)*	2,5 x I th
max. potenza dissipata (portata max.)	*max. power dissipation (max range value)*	≤25W
temperatura di funzionamento	*operating temperature*	-25 +50 °C
temperatura di magazzinaggio	*storage temperature*	-40 +80 °C
costruzione a norme	*manufactured according to*	IEC/EN 61869-1 IEC/EN 61869-2
terminali secondari integrati	*integrated secondary terminals*	6mm²

TIPO - *Type*

Rapporto *Ratio*	Codice - *Code*					
	VA	Cl. 0,2	VA	Cl. 0,5S	VA	Cl. 0,2S
400/5A	2	**TAT101400J05**	4	**TAT101400Y05**	2	**TAT101400S05**
500/5A	2	**TAT101500J05**	4	**TAT101500Y05**	2	**TAT101500S05**
600/5A	3	**TAT101600J05**	3	**TAT101600Y05**	3	**TAT101600S05**
800/5A	4	**TAT101800J05**	4	**TAT101800Y05**	4	**TAT101800S05**
1000/5A	8	**TAT1011K0J05**	8	**TAT1011K0Y05**	5	**TAT1011K0S05**
1200/5A	10	**TAT1011K2J05**	10	**TAT1011K2Y05**	5	**TAT1011K2S05**
1500/5A	12	**TAT1011K5J05**	12	**TAT1011K5Y05**	5	**TAT1011K5S05**
2000/5A	15	**TAT1012K0J05**	15	**TAT1012K0Y05**	8	**TAT1012K0S05**
2500/5A	20	**TAT1012K5J05**	20	**TAT1012K5Y05**	8	**TAT1012K5S05**
3000/5A	20	**TAT1013K0J05**	20	**TAT1013K0Y05**	12	**TAT1013K0S05**
4000/5A	20	**TAT1014K0J05**	20	**TAT1014K0Y05**	16	**TAT1014K0S05**

Sono disponibili i trasformatori con secondario 1A e pari prestazioni, i codici di ordinazione sono come in tabella ma con ultima cifra 1

CTs at1A secondary current are also available. The burdens are the same as 5A CTs. The ordering codes are the same as those in the above table but the last figure shall be 1 instead of 5.

Esempio / Example
TA.....05 (secondario/*secondary 5A*) TA.....01 (secondario/*secondary 1A*)

DIMENSIONI - *Dimensions*

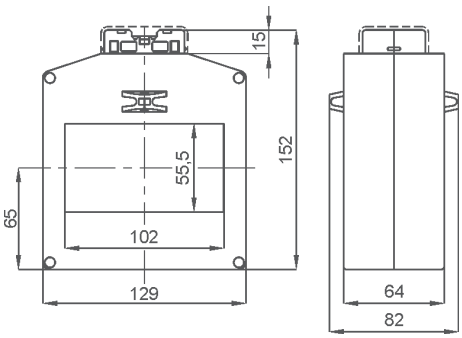

Versione con passaggio barra orizzontale
codici di ordinazione come in tabella

Horizontal busbar passing type
same ordering codes as shown in table

kg 1,5 ...3,0

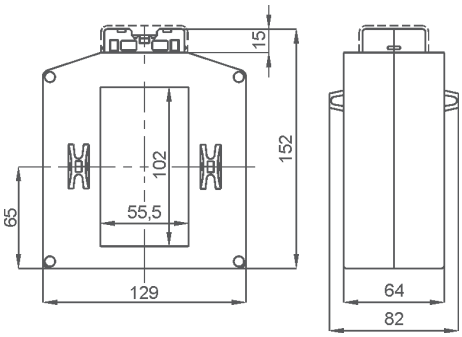

Versione con passaggio barra verticale
codici di ordinazione come in tabella ma con finale **V**

Vertical busbar passing type
*same ordering codes as shown in table with **V** at the end*

kg 1,5 ...3,0

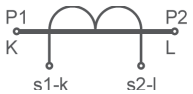

Siglatura morsetti primario e secondario
Primary and secondary connections marking

NOTE - *Note*

ACCESSORI IN DOTAZIONE
- viti per fissaggio TA alla barra
- cappuccio di protezione per vite fissaggio

SUPPLIED ACCESSORY
- *CT fixing set for busbar mounting*
- *protective caps for CT fixing*

OPZIONI - *OPTIONS*

Coprimorsetti sigillabile cod. **9SBMCTA**
*Sealable terminals cover cod. **9SBMCTA***

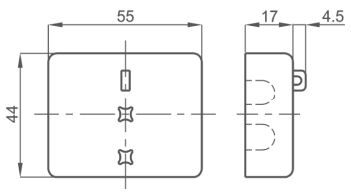

T.A. DI PRECISIONE A BARRA PASSANTE 106x76

106x76 Busbar passing high accuracy CTs

TAT106



EAC UKRMETR TEST STANDARD

Kz - Kazakhstan

INPUT: 600A... 4000A

OUTPUT: 5A 1A

NEW!

DATI TECNICI - *Technical data*

custodia in materiale	*self estinguishing*	
termoplastico autoestinguente	*thermoplastic material*	UL94-V0
frequenza funzionamento	*operating frequency*	50÷60 Hz
tensione di riferimento per l'isolamento	*insulation reference voltage*	0,72 kV
tensione di prova	*test voltage*	3 kV x 1' 50 Hz
isolamento	*insulation*	classe E
grado di protezione	*protection degree*	IP 00
grado di protezione con coprimorsetti	*protection degree with terminal covers*	IP 20
sovracorrente permanente	*continuous overcurrent*	1,2 In
corrente termica di breve durata nominale (I th)	*rated short-time thermal current (I th)*	60 In
corrente dinamica nominale (I dyn)	*rated dynamic current (I dyn)*	2,5 x I th
max. potenza dissipata (portata max.)	*max. power dissipation (max range value)*	≤ 30W
temperatura di funzionamento	*operating temperature*	-25 +50 °C
temperatura di magazzinaggio	*storage temperature*	-40 +80 °C
costruzione a norme	*manufactured according to*	IEC/EN 61869-1 IEC/EN 61869-2

TIPO - *Type*

Rapporto *Ratio*	Codice - *Code*					
	VA	Cl. 0,2	VA	Cl. 0,5S	VA	Cl. 0,2S
600/5A			1.5	**TAT106600Y05**		
800/5A			3	**TAT106800Y05**		
1000/5A	5	**TAT1061K0J05**	5	**TAT1061K0Y05**		
1200/5A	5	**TAT1061K2J05**	5	**TAT1061K2Y05**		
1500/5A	10	**TAT1061K5J05**	10	**TAT1061K5Y05**		
2000/5A	10	**TAT1062K0J05**	10	**TAT1062K0Y05**	4	**TAT1062K0S05**
2500/5A	12	**TAT1062K5J05**	12	**TAT1062K5Y05**	10	**TAT1062K5S05**
3000/5A	15	**TAT1063K0J05**	15	**TAT1063K0Y05**	15	**TAT1063K0S05**
4000/5A	20	**TAT1064K0J05**	20	**TAT1064K0Y05**	20	**TAT1064K0S05**

Sono disponibili i trasformatori con secondario 1A e pari prestazioni, i codici di ordinazione sono come in tabella ma con ultima cifra 1

CTs at1A secondary current are also available. The burdens are the same as 5A CTs. The ordering codes are the same as those in the above table but the last figure shall be 1 instead of 5.

Esempio / Example

TA.....05 (secondario/*secondary 5A*) **TA.....01 (secondario/*secondary 1A*)**

DIMENSIONI - *Dimensions*

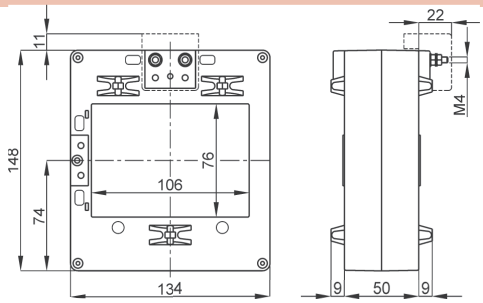

kg 0,90 ...1,20

Versione con passaggio barra verticale: codici di ordinazione come in tabella ma con finale **V**

Vertical busbar passing type: *same ordering codes as shown in table with* **V** *at the end*

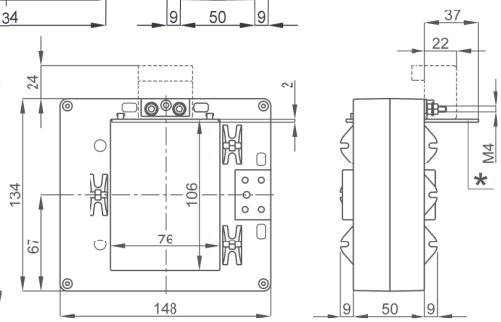

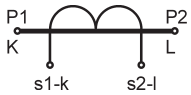

Siglatura morsetti primario e secondario
Primary and secondary connections marking



Fino a 4 barre da 100 x 10mm anche isolate
Up to 4 insulated busbars 100 x 10mm

NOTE - *Note*

ACCESSORI IN DOTAZIONE
- viti per fissaggio TA alla barra
- parete isolante * (solo per versione verticale)
- cappuccio di protezione per vite fissaggio

SUPPLIED ACCESSORIES
- *CT fixing set for busbar mounting*
- *Insulation sector * (only for vertical version)*
- *protective caps for CT fixing*



* Parete isolante cod. **9SBMPRT**
** Insulating sector cod.* ***9SBMPRT***

OPZIONI - *OPTIONS*

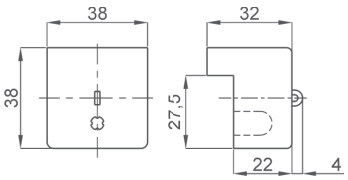

Coprimorsetti / *Terminals cover* cod. **9SBMCTA125**
Coprim. sigllabile / *Sealable terminals cover* cod. **9SBMCTA125S**

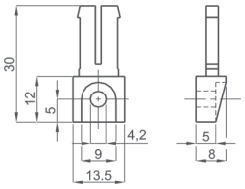

Piedini di fissaggio cod. **9SAMPDC**
Fixing feet cod. ***9SAMPDC***

T.A. DI PRECISIONE A BARRA PASSANTE 127x55

127x55 Busbar passing high accuracy CTs

TAT127

EAC UKRMETR TEST STANDARD

Kz - Kazakhstan

INPUT: 800A... 5000A

OUTPUT: 5A 1A

DATI TECNICI - *Technical data*

custodia in materiale	*self estinguishing*	
termoplastico autoestinguente	*thermoplastic material*	UL94-V0
frequenza funzionamento	*operating frequency*	50÷60 Hz
tensione di riferimento per l'isolamento	*insulation reference voltage*	0,72 kV
tensione di prova	*test voltage*	3 kV x 1' 50 Hz
isolamento	*insulation*	classe E
grado di protezione	*protection degree*	IP 00
grado di protezione con coprimorsetti	*protection degree with terminal covers*	IP 20
sovracorrente permanente	*continuous overcurrent*	1,2 In
corrente termica di breve durata nominale (I th)	*rated short-time thermal current (I th)*	80 In
corrente dinamica nominale (I dyn)	*rated dynamic current (I dyn)*	2,5 x I th
max. potenza dissipata (portata max.)	*max. power dissipation (max range value)*	≤ 50W
temperatura di funzionamento	*operating temperature*	-25 +50 °C
temperatura di magazzinaggio	*storage temperature*	-40 +80 °C
costruzione a norme	*manufactured according to*	IEC/EN 61869-1 IEC/EN 61869-2

TIPO - *Type*

Rapporto *Ratio*	Codice - *Code*					
	VA	Cl. 0,2	VA	Cl. 0,5S	VA	Cl. 0,2S
800/5A	1.5	**TAT127800J05**	1.5	**TAT127800Y05**	3	**TAT127800S05**
1000/5A	3	**TAT1271K0J05**	3	**TAT1271K0Y05**	3	**TAT1271K0S05**
1200/5A	6	**TAT1271K2J05**	6	**TAT1271K2Y05**	3	**TAT1271K2S05**
1500/5A	8	**TAT1271K5J05**	8	**TAT1271K5Y05**	5	**TAT1271K5S05**
2000/5A	10	**TAT1272K0J05**	10	**TAT1272K0Y05**	5	**TAT1272K0S05**
2500/5A	15	**TAT1272K5J05**	15	**TAT1272K5Y05**	5	**TAT1272K5S05**
3000/5A	20	**TAT1273K0J05**	20	**TAT1273K0Y05**	8	**TAT1273K0S05**
4000/5A	25	**TAT1274K0J05**	25	**TAT1274K0Y05**	12	**TAT1274K0S05**
5000/5A	30	**TAT1275K0J05**	30	**TAT1275K0Y05**	20	**TAT1275K0S05**

Sono disponibili i trasformatori con secondario 1A e pari prestazioni, i codici di ordinazione sono come in tabella ma con ultima cifra 1

CTs at1A secondary current are also available. The burdens are the same as 5A CTs. The ordering codes are the same as those in the above table but the last figure shall be 1 instead of 5.

Esempio / Example

TA.....05 (secondario/*secondary 5A*) **TA.....01 (secondario/*secondary 1A*)**

DIMENSIONI - *Dimensions*

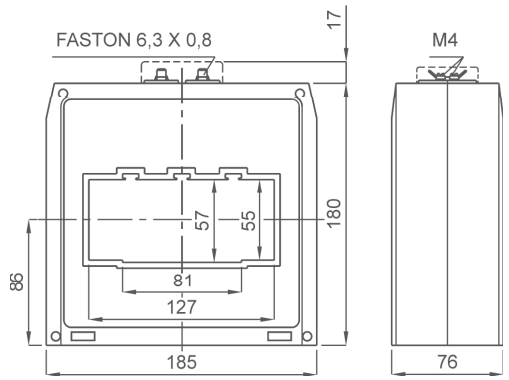

kg 2,5 ...3,3

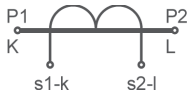

Siglatura morsetti primario e secondario
Primary and secondary connections marking

NOTE - *Note*

ACCESSORI IN DOTAZIONE
- 2 staffe per fissaggio cavo o barra
- serrafilo con faston 6,3x0,8mm per secondario e corto circuito
- cappuccio di protezione per vite fissaggio

SUPPLIED ACCESSORIES
- *cable or busbar fixing set*
- *clamping terminals with faston 6,3x0,8mm for secondary and short-circuit*
- *protective caps for CT fixing*

OPZIONI - *OPTIONS*

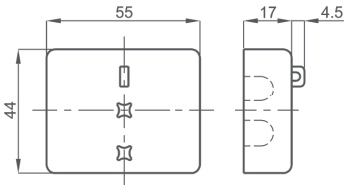

Coprimorsetti sigillabile cod. **9SBMCTA**
Sealable terminals cover cod. ***9SBMCTA***

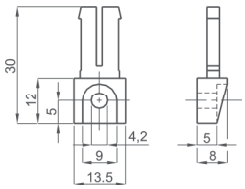

Piedini di fissaggio cod. **9SAMPDC**
Fixing feet cod. ***9SAMPDC***

T.A. DI PRECISIONE A BARRA PASSANTE 127x55

127x55 Busbar passing high accuracy CTs

TAT127

UKRMETR TEST STANDARD

Kz - Kazakhstan

INPUT: 800A... 5000A

OUTPUT: 5A 1A

DATI TECNICI - *Technical data*

custodia in materiale	*self estinguishing*	
termoplastico autoestinguente	*thermoplastic material*	UL94-V0
frequenza funzionamento	*operating frequency*	50÷60 Hz
tensione di riferimento per l'isolamento	*insulation reference voltage*	0,72 kV
tensione di prova	*test voltage*	3 kV x 1' 50 Hz
isolamento	*insulation*	classe E
grado di protezione	*protection degree*	IP 00
grado di protezione con coprimorsetti	*protection degree with terminal covers*	IP 20
sovracorrente permanente	*continuous overcurrent*	1,2 In
corrente termica di breve durata nominale (I th)	*rated short-time thermal current (I th)*	80 In
corrente dinamica nominale (I dyn)	*rated dynamic current (I dyn)*	2,5 x I th
max. potenza dissipata (portata max.)	*max. power dissipation (max range value)*	≤ 50W
temperatura di funzionamento	*operating temperature*	-25 +50 °C
temperatura di magazzinaggio	*storage temperature*	-40 +80 °C
costruzione a norme	*manufactured according to*	IEC/EN 61869-1 IEC/EN 61869-2

TIPO - *Type*

Rapporto *Ratio*	Codice - *Code*					
	VA	**Cl. 0,2**	VA	**Cl. 0,5S**	VA	**Cl. 0,2S**
800/5A	1.5	**TAT127800J05W**	1.5	**TAT127800Y05W**	3	**TAT127800S05W**
1000/5A	3	**TAT1271K0J05W**	3	**TAT1271K0Y05W**	3	**TAT1271K0S05W**
1200/5A	6	**TAT1271K2J05W**	6	**TAT1271K2Y05W**	3	**TAT1271K2S05W**
1500/5A	8	**TAT1271K5J05W**	8	**TAT1271K5Y05W**	5	**TAT1271K5S05W**
2000/5A	10	**TAT1272K0J05W**	10	**TAT1272K0Y05W**	5	**TAT1272K0S05W**
2500/5A	15	**TAT1272K5J05W**	15	**TAT1272K5Y05W**	5	**TAT1272K5S05W**
3000/5A	20	**TAT1273K0J05W**	20	**TAT1273K0Y05W**	8	**TAT1273K0S05W**
4000/5A	25	**TAT1274K0J05W**	25	**TAT1274K0Y05W**	12	**TAT1274K0S05W**
5000/5A	30	**TAT1275K0J05W**	30	**TAT1275K0Y05W**	20	**TAT1275K0S05W**

Sono disponibili i trasformatori con secondario 1A e pari prestazioni, i codici di ordinazione sono come in tabella ma con ultima cifra 1

CTs at1A secondary current are also available. The burdens are the same as 5A CTs. The ordering codes are the same as those in the above table but the last figure shall be 1 instead of 5.

Esempio / Example

TA.....05W (secondario/*secondary 5A*) **TA.....01W (secondario/*secondary 1A*)**

DIMENSIONI - *Dimensions*

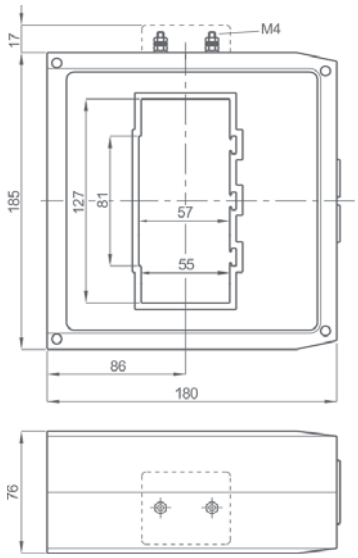

kg 2,5 ...3,3

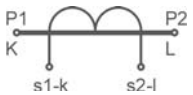

Siglatura morsetti primario e secondario
Primary and secondary connections marking

NOTE - *Note*

ACCESSORI IN DOTAZIONE
- 2 staffe per fissaggio cavo o barra
- serrafilo con faston 6,3x0,8mm per secondario e corto circuito
- cappuccio di protezione per vite fissaggio

SUPPLIED ACCESSORIES
- *cable or busbar fixing set*
- *clamping terminals with faston 6,3x0,8mm for secondary and short-circuit*
- *protective caps for CT fixing*

OPZIONI - *OPTIONS*

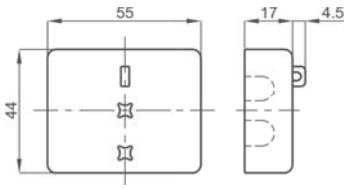

Coprimorsetti sigillabile cod. **9SBMCTA50**
Sealable terminals cover cod. ***9SBMCTA50***

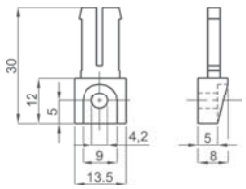

Piedini di fissaggio cod. **9SAMPDC**
Fixing feet cod. ***9SAMPDC***

T.A. DI PRECISIONE A BARRA PASSANTE 127x85

127x85 Busbar passing high accuracy CTs

TAT128



EAC UKRMETR TEST STANDARD

Kz - Kazakhstan

INPUT: 1000A... 5000A

OUTPUT: 5A 1A

DATI TECNICI - *Technical data*

custodia in materiale	*self estinguishing*	
termoplastico autoestinguente	*thermoplastic material*	UL94-V0
frequenza funzionamento	*operating frequency*	50÷60 Hz
tensione di riferimento per l'isolamento	*insulation reference voltage*	0,72 kV
tensione di prova	*test voltage*	3 kV x 1' 50 Hz
isolamento	*insulation*	classe E
grado di protezione	*protection degree*	IP 00
grado di protezione con coprimorsetti	*protection degree with terminal covers*	IP 20
sovracorrente permanente	*continuous overcurrent*	1,2 In
corrente termica di breve durata nominale (I th)	*rated short-time thermal current (I th)*	80 In
corrente dinamica nominale (I dyn)	*rated dynamic current (I dyn)*	2,5 x I th
max. potenza dissipata (portata max.)	*max. power dissipation (max range value)*	≤40W
temperatura di funzionamento	*operating temperature*	-25 +50 °C
temperatura di magazzinaggio	*storage temperature*	-40 +80 °C
costruzione a norme	*manufactured according to*	IEC/EN 61869-1 IEC/EN 61869-2

TIPO - *Type*

Rapporto *Ratio*	Codice - *Code*					
	VA	Cl. 0,2	VA	Cl. 0,5S	VA	Cl. 0,2S
1000/5A	5	**TAT1281K0J05**	5	**TAT1281K0Y05**	1	**TAT1281K0S05**
1500/5A	7.5	**TAT1281K5J05**	7.5	**TAT1281K5Y05**	5	**TAT1281K5S05**
2000/5A	10	**TAT1282K0J05**	10	**TAT1282K0Y05**	5	**TAT1282K0S05**
3000/5A	20	**TAT1283K0J05**	20	**TAT1283K0Y05**	10	**TAT1283K0S05**
4000/5A	30	**TAT1284K0J05**	30	**TAT1284K0Y05**	20	**TAT1284K0S05**
5000/5A	30	**TAT1285K0J05**	30	**TAT1285K0Y05**	20	**TAT1285K0S05**

Sono disponibili i trasformatori con secondario 1A e pari prestazioni, i codici di ordinazione sono come in tabella ma con ultima cifra 1

CTs at1A secondary current are also available. The burdens are the same as 5A CTs. The ordering codes are the same as those in the above table but the last figure shall be 1 instead of 5.

Esempio / Example

TA.....05 (secondario/*secondary 5A*) **TA.....01 (secondario/*secondary 1A*)**

DIMENSIONI - *Dimensions*

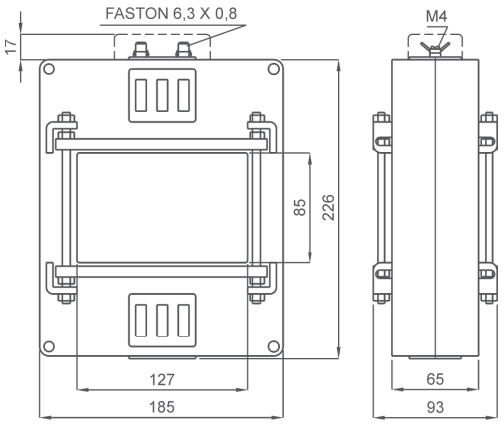

A RICHIESTA: versione con morsetti frontali.

ON REQUEST: *secondary terminals on front side.*

kg 2,3 ...3,5

Siglatura morsetti primario e secondario
Primary and secondary connections marking

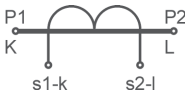

CENTRAGGIO BARRE PRIMARIO - ***CENTERING PRIMARY BARS***

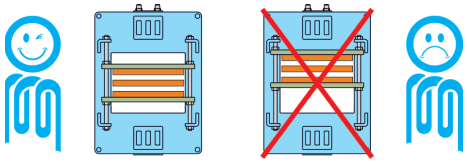

NOTE - *Note*

ACCESSORI IN DOTAZIONE
- sistema fissaggio barre incorporato
- serrafilo con faston 6,3x0,8mm per secondario e corto circuito

SUPPLIED ACCESSORIES
- *built-in busbar fixing system*
- *clamping terminals with faston 6,3x0,8mm for secondary and short-circuit*

OPZIONI - ***OPTIONS***

Coprimorsetti sigillabile cod. **9SBMCTA**
Sealable terminals cover cod. ***9SBMCTA***

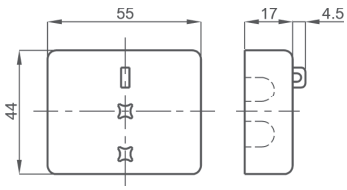

T.A. DI PRECISIONE A BARRA PASSANTE 127x105

127x105 Busbar passing high accuracy CTs



EAC UKRMETR TEST STANDARD

Kz - Kazakhstan

INPUT: 1000A... 6000A

OUTPUT: 5A 1A

DATI TECNICI - *Technical data*

custodia in materiale	*self estinguishing*	
termoplastico autoestinguente	*thermoplastic material*	UL94-V0
frequenza funzionamento	*operating frequency*	50÷60 Hz
tensione di riferimento per l'isolamento	*insulation reference voltage*	0,72 kV
tensione di prova	*test voltage*	3 kV x 1' 50 Hz
isolamento	*insulation*	classe E
grado di protezione	*protection degree*	IP 00
grado di protezione con coprimorsetti	*protection degree with terminal covers*	IP 20
sovracorrente permanente	*continuous overcurrent*	1,2 In
corrente termica di breve durata nominale (I th)	*rated short-time thermal current (I th)*	80 In
corrente dinamica nominale (I dyn)	*rated dynamic current (I dyn)*	2,5 x I th
max. potenza dissipata (portata max.)	*max. power dissipation (max range value)*	≤50W
temperatura di funzionamento	*operating temperature*	-25 +50 °C
temperatura di magazzinaggio	*storage temperature*	-40 +80 °C
costruzione a norme	*manufactured according to*	IEC/EN 61869-1 IEC/EN 61869-2

TIPO - *Type*

Rapporto *Ratio*	Codice - *Code*					
	VA	Cl. 0,2	VA	Cl. 0,5S	VA	Cl. 0,2S
1000/5A	5	**TAT1291K0J05**	5	**TAT1291K0Y05**	1	**TAT1291K0S05**
1500/5A	7.5	**TAT1291K5J05**	7.5	**TAT1291K5Y05**	5	**TAT1291K5S05**
2000/5A	10	**TAT1292K0J05**	10	**TAT1292K0Y05**	5	**TAT1292K0S05**
3000/5A	20	**TAT1293K0J05**	20	**TAT1293K0Y05**	10	**TAT1293K0S05**
4000/5A	30	**TAT1294K0J05**	30	**TAT1294K0Y05**	20	**TAT1294K0S05**
5000/5A	30	**TAT1295K0J05**	30	**TAT1295K0Y05**	20	**TAT1295K0S05**
6000/5A	30	**TAT1296K0J05**	30	**TAT1296K0Y05**	20	**TAT1296K0S05**

Sono disponibili i trasformatori con secondario 1A e pari prestazioni, i codici di ordinazione sono come in tabella ma con ultima cifra 1

CTs at1A secondary current are also available. The burdens are the same as 5A CTs. The ordering codes are the same as those in the above table but the last figure shall be 1 instead of 5.

Esempio / Example

TA.....05 (secondario/*secondary 5A*) **TA.....01 (secondario/*secondary 1A*)**

DIMENSIONI - *Dimensions*

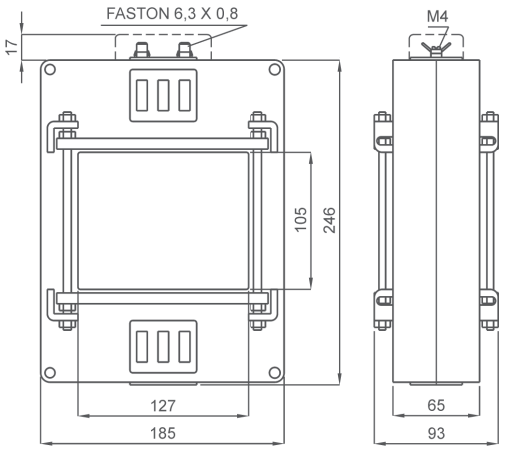

A RICHIESTA: versione con morsetti frontali.

ON REQUEST: *secondary terminals on front side.*

kg 2,3 ...3,5

Siglatura morsetti primario e secondario
Primary and secondary connections marking

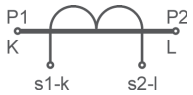

CENTRAGGIO BARRE PRIMARIO - ***CENTERING PRIMARY BARS***

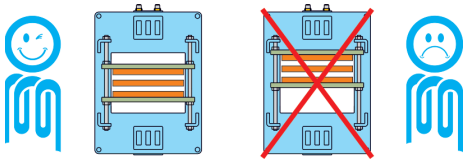

NOTE - *Note*

ACCESSORI IN DOTAZIONE
- sistema fissaggio barre incorporato
- serrafilo con faston 6,3x0,8mm per secondario e corto circuito

SUPPLIED ACCESSORIES
- *built-in busbar fixing system*
- *clamping terminals with faston 6,3x0,8mm for secondary and short-circuit*

OPZIONI - ***OPTIONS***

Coprimorsetti sigillabile cod. **9SBMCTA**
Sealable terminals cover cod. ***9SBMCTA***

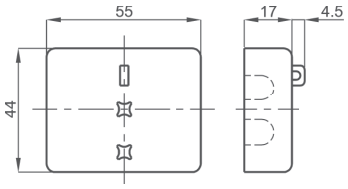

T.A. DI PRECISIONE A BARRA PASSANTE 165x127

165x127 Busbar passing high accuracy CTs

TAT165



EAC UKRMETR TEST STANDARD

Kz - Kazakhstan

INPUT: 1000A... 8000A

OUTPUT: 5A 1A

DATI TECNICI - *Technical data*

custodia in materiale	*self estinguishing*	
termoplastico autoestinguente	*thermoplastic material*	UL94-V0
frequenza funzionamento	*operating frequency*	50÷60 Hz
tensione di riferimento per l'isolamento	*insulation reference voltage*	0,72 kV
tensione di prova	*test voltage*	3 kV x 1' 50 Hz
isolamento	*insulation*	classe E
grado di protezione	*protection degree*	IP 00
grado di protezione con coprimorsetti	*protection degree with terminal covers*	IP 20
sovracorrente permanente	*continuous overcurrent*	1,2 In
corrente termica di breve durata nominale (I th)	*rated short-time thermal current (I th)*	80 In
corrente dinamica nominale (I dyn)	*rated dynamic current (I dyn)*	2,5 x I th
max. potenza dissipata (portata max.)	*max. power dissipation (max range value)*	≤70W
temperatura di funzionamento	*operating temperature*	-25 +50 °C
temperatura di magazzinaggio	*storage temperature*	-40 +80 °C
costruzione a norme	*manufactured according to*	IEC/EN 61869-1 IEC/EN 61869-2

TIPO - *Type*

Rapporto *Ratio*	Codice - *Code*					
	VA	Cl. 0,2	VA	Cl. 0,5S	VA	Cl. 0,2S
1000/5A	5	**TAT1651K0J05**	5	**TAT1651K0Y05**	1	**TAT1651K0S05**
1500/5A	7.5	**TAT1651K5J05**	7.5	**TAT1651K5Y05**	5	**TAT1651K5S05**
2000/5A	10	**TAT1652K0J05**	10	**TAT1652K0Y05**	5	**TAT1652K0S05**
3000/5A	20	**TAT1653K0J05**	20	**TAT1653K0Y05**	10	**TAT1653K0S05**
4000/5A	30	**TAT1654K0J05**	30	**TAT1654K0Y05**	20	**TAT1654K0S05**
5000/5A	30	**TAT1655K0J05**	30	**TAT1655K0Y05**	20	**TAT1655K0S05**
6000/5A	30	**TAT1656K0J05**	30	**TAT1656K0Y05**	20	**TAT1656K0S05**
8000/5A	30	**TAT1658K0J05**	30	**TAT1658K0Y05**	20	**TAT1658K0S05**

Sono disponibili i trasformatori con secondario 1A e pari prestazioni, i codici di ordinazione sono come in tabella ma con ultima cifra 1

CTs at1A secondary current are also available. The burdens are the same as 5A CTs. The ordering codes are the same as those in the above table but the last figure shall be 1 instead of 5.

Esempio / Example

TA.....05 (secondario/*secondary 5A*) **TA.....01 (secondario/*secondary 1A*)**

DIMENSIONI - *Dimensions*

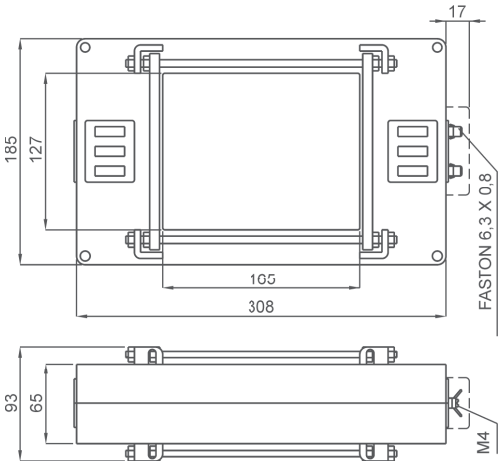

A RICHIESTA: versione con morsetti frontali.

ON REQUEST: *secondary terminals on front side.*

kg 2,3 ...3,5

Siglatura morsetti primario e secondario
Primary and secondary connections marking

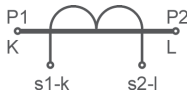

CENTRAGGIO BARRE PRIMARIO - ***CENTERING PRIMARY BARS***

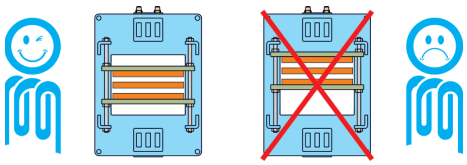

NOTE - *Note*

ACCESSORI IN DOTAZIONE
- sistema fissaggio barre incorporato
- serrafilo con faston 6,3x0,8mm per secondario e corto circuito

SUPPLIED ACCESSORIES
- *built-in busbar fixing system*
- *clamping terminals with faston 6,3x0,8mm for secondary and short-circuit*

OPZIONI - ***OPTIONS***

Coprimorsetti sigillabile cod. **9SBMCTA**
Sealable terminals cover cod. ***9SBMCTA***

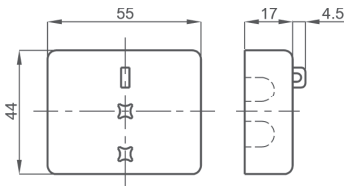

T.A. DI PRECISIONE A BARRA PASSANTE 225x127

225x127 Busbar passing high accuracy CTs

TAT225



EAC UKRMETR TEST STANDARD

Kz - Kazakhstan

INPUT: 1000A... 8000A

OUTPUT: 5A 1A

DATI TECNICI - *Technical data*

custodia in materiale	*self estinguishing*	
termoplastico autoestinguente	*thermoplastic material*	UL94-V0
frequenza funzionamento	*operating frequency*	50÷60 Hz
tensione di riferimento per l'isolamento	*insulation reference voltage*	0,72 kV
tensione di prova	*test voltage*	3 kV x 1' 50 Hz
isolamento	*insulation*	classe E
grado di protezione	*protection degree*	IP 00
grado di protezione con coprimorsetti	*protection degree with terminal covers*	IP 20
sovracorrente permanente	*continuous overcurrent*	1,2 In
corrente termica di breve durata nominale (I th)	*rated short-time thermal current (I th)*	80 In
corrente dinamica nominale (I dyn)	*rated dynamic current (I dyn)*	2,5 x I th
max. potenza dissipata (portata max.)	*max. power dissipation (max range value)*	≤95W
temperatura di funzionamento	*operating temperature*	-25 +50 °C
temperatura di magazzinaggio	*storage temperature*	-40 +80 °C
costruzione a norme	*manufactured according to*	IEC/EN 61869-1 IEC/EN 61869-2

TIPO - *Type*

Rapporto *Ratio*	Codice - *Code*					
	VA	Cl. 0,2	VA	Cl. 0,5S	VA	Cl. 0,2S
1000/5A	5	**TAT2251K0J05**	5	**TAT2251K0Y05**	1	**TAT2251K0S05**
1500/5A	7.5	**TAT2251K5J05**	7.5	**TAT2251K5Y05**	5	**TAT2251K5S05**
2000/5A	10	**TAT2252K0J05**	10	**TAT2252K0Y05**	5	**TAT2292K0S05**
3000/5A	20	**TAT2253K0J05**	20	**TAT2253K0Y05**	10	**TAT2253K0S05**
4000/5A	30	**TAT2254K0J05**	30	**TAT2254K0Y05**	20	**TAT2254K0S05**
5000/5A	30	**TAT2255K0J05**	30	**TAT2255K0Y05**	20	**TAT2255K0S05**
6000/5A	30	**TAT2256K0J05**	30	**TAT2256K0Y05**	20	**TAT2256K0S05**
8000/5A	30	**TAT2258K0J05**	30	**TAT2258K0Y05**	20	**TAT2258K0S05**

Sono disponibili i trasformatori con secondario 1A e pari prestazioni, i codici di ordinazione sono come in tabella ma con ultima cifra 1

CTs at1A secondary current are also available. The burdens are the same as 5A CTs. The ordering codes are the same as those in the above table but the last figure shall be 1 instead of 5.

Esempio / Example

TA.....05 (secondario/*secondary 5A*) **TA.....01 (secondario/*secondary 1A*)**

DIMENSIONI - *Dimensions*

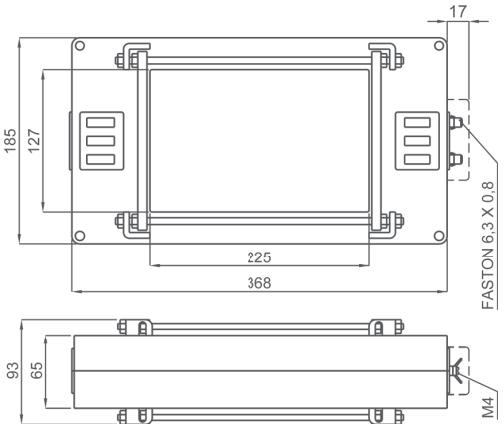

A RICHIESTA: versione con morsetti frontali.

ON REQUEST: *secondary terminals on front side.*

kg 2,3 ...3,5

Siglatura morsetti primario e secondario
Primary and secondary connections marking

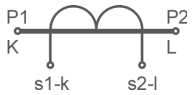

CENTRAGGIO BARRE PRIMARIO - ***CENTERING PRIMARY BARS***

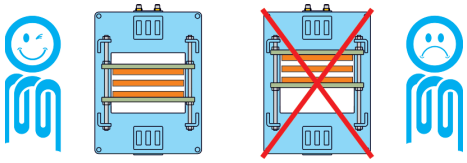

NOTE - *Note*

ACCESSORI IN DOTAZIONE
- sistema fissaggio barre incorporato
- serrafilo con faston 6,3x0,8mm per secondario e corto circuito

SUPPLIED ACCESSORIES
- *built-in busbar fixing system*
- *clamping terminals with faston 6,3x0,8mm for secondary and short-circuit*

OPZIONI - ***OPTIONS***

Coprimorsetti sigillabile cod. **9SBMCTA**
Sealable terminals cover cod. ***9SBMCTA***

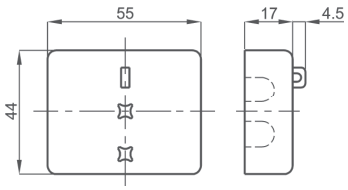

TABELLA RIASSUNTIVA T.A. DI PROTEZIONE

PROTECTION CTs selection table

Pagina - *Page*	11.78	11.79	11.80	11.81	11.82	11.83	11.84	11.85	11.86	11.87
TA DI PROTEZIONE *Protection CTs*										
Codice - *Code*	**TAC005**	**TAC008**	**TAC020**	**TAC071**	**TAC021**	**TAC033**	**TAC040**	**TAC051**	**TAT061**	**TAT050**
cavo - *cable*	primario avvolto - *primary wound*			Ø 17 mm	Ø 21 mm	Ø 24mm	Ø 32 mm		Ø 51 mm	Ø 50 mm
barra - *busbar*				15 x 5 mm	21 x 10 mm	30 x 10 mm	40 x 10 mm	51 x 18 mm	61 x 31 mm	
larghezza - *width*	56 mm	70 mm	85 mm	70 mm	70 mm	70 mm	70 mm	85 mm	90 mm	117 mm

PRESTAZIONI VA - *BURDENS VA*

A \ Cl. 5P	5	5	10	5	10	5	10	5	10	5	10	5	5	10	5	5	10	15	20
5 A	1	2.5	2	6	3														
10 A	1	2.5	2	6	3														
15 A	1	2.5	2	6	3														
20 A	1	2.5	2	6	3														
25 A	1	2.5	2	6	3														
30 A	1	2.5	2	6	3	1													
40 A	1	2.5	2	6	3	1.5													
50 A	1	2.5	2	6	3	2													
60 A	1	2.5	2	6	3	2.5	1			1									
80 A	1	2.5	2	6	3	3.5	1.5			1.5									
100 A	1			6	3	4	1.5	2	0.85	2						5	2	1	1
120 A				6	3	5	1.5	3	1	2.5									
150 A				6	3	6	2	4	1.5	3	1					5	3.5	1.5	1.5
200 A				6	3			5	2	4	1		2			7	5	2.5	2
250 A				6	3			6	2.5	5	1.5		3			8	6	3	2.5
300 A				6	3					6	2		3.5			8.5	7	3.5	3
400 A				6	3					8	2.5	1	4			10	7	4	3.5
500 A				6	3					10	3	1.5	5	1.5		10	9	5	3.5
600 A				6	3					12	4	2	6	2	2	12.5	10	6	2.5
800 A												3	7	2.5	3	12.5	10	7	3
1000 A												3.5	10	2.8	4	15	10	8	3.5
1200 A													12	3.3	5				
1500 A													14	4	6				
2000 A															8				

Pagina - *Page*	11.88	11.89	11.90	11.91	11.92	11.93	11.94	11.95	11.96	11.97
TA DI PROTEZIONE *Protection CTs*										
Codice - *Code*	**TAT063**	**TAT090**	**TAT082**	**TAT101**	**TAT126**	**TAT127**	**TAT128**	**TAT129**	**TAT165**	**TAT225**
cavo - *cable*		Ø 90 mm								
barra - *busbar*	63 x 30 mm		82 x 37 mm	102 x 55 mm	105x38 127x38	127 x 55 mm	127 x 85 mm	127 x 105 mm	165 x 127 mm	225 x 127 mm
larghezza - *width*	105 mm	147 mm	130 mm	129 mm	98 mm	185 mm	185 mm	185 mm	325 mm	385 mm

PRESTAZIONI VA - *BURDENS VA*

A \ Cl. 5P	5	10	5	10	5	10	15	5	10	15	5	10	5	10	15	20	5	10	15	5	10	15	5	10	15	5	10	15
400 A	4	1.5			10	5					4	1.5																
500 A	5	1.5			12	6	1.5	3	2		5	1.5																
600 A	6	2	3	1	15	7	2	8	4		6	2																
800 A	8	2.5	5	1.5	20	8	3	12	6	2	8	2.5	25	10	5	2.5												
1000 A	10	3	6.5	2	20	12	4	15	7	3	10	3	30	12	6	3	30	10	5	30	10	5	30	10	5	30	10	5
1200 A	12	3	8	2.5	25	13	5	15	8	4	12	3	35	15	7	3.5	35	12	6	35	12	6	35	12	6	35	12	6
1500 A	12	3	9	2.5	40	15	6	15	8	4	12	3	45	16	8	4	40	15	8	40	15	8	40	15	8	40	15	8
2000 A	12	3	12.5	3	50	15	7	20	10	4	12	3	55	20	10	5	60	20	10	60	20	10	60	20	10	60	20	10
2500 A			15	3	50	15	7	25	12	6	15	4	75	25	12	6	70	20	10	70	20	10	70	20	10	70	20	10
3000 A								30	15	7	15	4	90	30	15	6	80	25	12	80	25	12	80	25	12	80	25	12
4000 A								30	15	7	15	4	120	40	20	8	100	30	15	100	30	15	100	30	15	100	30	15
5000 A													150	50	25	10	40	15	5	40	15	5	40	15	5	40	15	5
6000 A																				40	15	5	40	15	5	40	15	5
8000 A																							40	15	5	40	15	5

T.A. DI PROTEZIONE A PRIMARIO AVVOLTO

Primary wound protection CTs

TAC005

EAC UKRMETR TEST STANDARD

Kz - Kazakhstan

INPUT: 5A... 100A

OUTPUT: 5A 1A

DATI TECNICI - *Technical data*

custodia in materiale	*self estinguishing*	
termoplastico autoestinguente	*thermoplastic material*	UL94-V0
frequenza funzionamento	*operating frequency*	50÷60 Hz
tensione di riferimento per l'isolamento	*insulation reference voltage*	0,72 kV
tensione di prova	*test voltage*	3 kV x 1' 50 Hz
isolamento	*insulation*	classe E
grado di protezione	*protection degree*	IP 20
sovracorrente permanente	*continuous overcurrent*	1,2 In
corrente termica di breve durata nominale (I th)	*rated short-time thermal current (I th)*	40 In
corrente dinamica nominale (I dyn)	*rated dynamic current (I dyn)*	2,5 x I th
max. potenza dissipata (portata max.)	*max. power dissipation (max range value)*	≤2W
temperatura di funzionamento	*operating temperature*	-25 +50 °C
temperatura di magazzinaggio	*storage temperature*	-40 +80 °C
costruzione a norme	*manufactured according to*	IEC/EN 61869-1 IEC/EN 61869-2
terminali secondari integrati	*integrated secondary terminals*	6mm²

TIPO - *Type*

Rapporto *Ratio*	Codice - *Code*	
	VA	**Cl. 5P5**
5/5A	1	**TAC005005K05**
10/5A	1	**TAC005010K05**
15/5A	1	**TAC005015K05**
20/5A	1	**TAC005020K05**
25/5A	1	**TAC005025K05**
30/5A	1	**TAC005030K05**
40/5A	1	**TAC005040K05**
50/5A	1	**TAC005050K05**
60/5A	1	**TAC005060K05**
80/5A	1	**TAC005080K05**
100/5A	1	**TAC005100K05**

Sono disponibili i trasformatori con secondario 1A e pari prestazioni, i codici di ordinazione sono come in tabella ma con ultima cifra 1

CTs at1A secondary current are also available. The burdens are the same as 5A CTs. The ordering codes are the same as those in the above table but the last figure shall be 1 instead of 5.

Esempio / Example

TA.....05 (secondario/*secondary 5A*) TA.....01 (secondario/*secondary 1A*)

NOTE - *Note*

OPZIONI - *OPTIONS*

Coprimorsetti sigillabile cod. **9SBMCTA**
Sealable terminals cover cod. ***9SBMCTA***

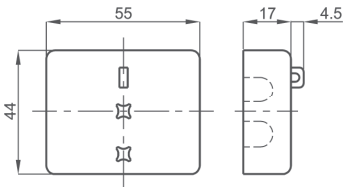

DIMENSIONI - *Dimensions*

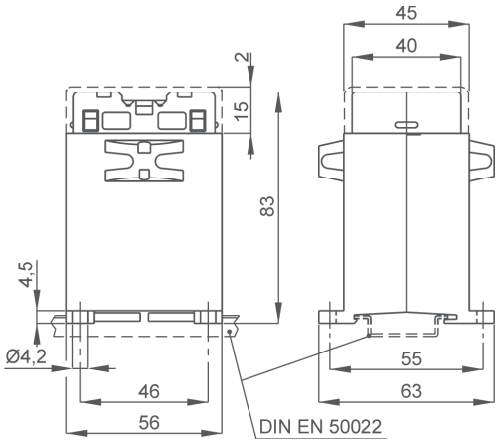

1-25 A kg 0,30 ...0,35

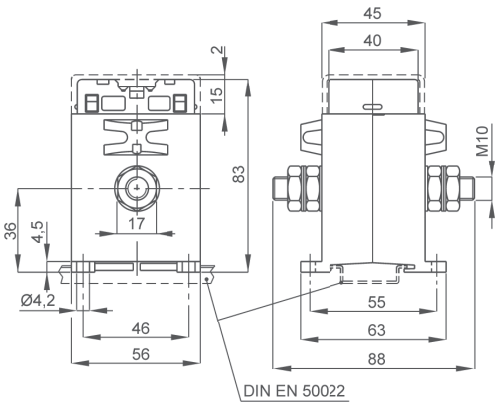

30-100 A kg 0,30 ...0,35

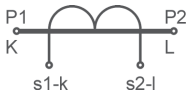

Siglatura morsetti primario e secondario
Primary and secondary connections marking

T.A. DI PROTEZIONE A PRIMARIO AVVOLTO

Primary wound protection CTs

EAC UKRMETR TEST STANDARD

Kz - Kazakhstan

INPUT: 5A... 80A

OUTPUT: 5A 1A

DATI TECNICI - *Technical data*

custodia in materiale	*self estinguishing*	
termoplastico autoestinguente	*thermoplastic material*	UL94-V0
frequenza funzionamento	*operating frequency*	50÷60 Hz
tensione di riferimento per l'isolamento	*insulation reference voltage*	0,72 kV
tensione di prova	*test voltage*	3 kV x 1' 50 Hz
isolamento	*insulation*	classe E
grado di protezione	*protection degree*	IP 20
sovracorrente permanente	*continuous overcurrent*	1,2 In
corrente termica di breve durata nominale (I th)	*rated short-time thermal current (I th)*	40 In
corrente dinamica nominale (I dyn)	*rated dynamic current (I dyn)*	2,5 x I th
max. potenza dissipata (portata max.)	*max. power dissipation (max range value)*	≤2,5W
temperatura di funzionamento	*operating temperature*	-25 +50 °C
temperatura di magazzinaggio	*storage temperature*	-40 +80 °C
costruzione a norme	*manufactured according to*	IEC/EN 61869-1 IEC/EN 61869-2
terminali secondari integrati	*integrated secondary terminals*	6mm²

TIPO - *Type*

Rapporto *Ratio*	Codice - *Code*			
	VA	**Cl. 5P5**	VA	**Cl. 5P10**
5/5A	2.5	**TAC008005K05**	2	**TAC008005L05**
10/5A	2.5	**TAC008010K05**	2	**TAC008010L05**
15/5A	2.5	**TAC008015K05**	2	**TAC008015L05**
20/5A	2.5	**TAC008020K05**	2	**TAC008020L05**
25/5A	2.5	**TAC008025K05**	2	**TAC008025L05**
30/5A	2.5	**TAC008030K05**	2	**TAC008030L05**
40/5A	2.5	**TAC008040K05**	2	**TAC008040L05**
50/5A	2.5	**TAC008050K05**	2	**TAC008050L05**
60/5A	2.5	**TAC008060K05**	2	**TAC008060L05**
80/5A	2.5	**TAC008080K05**	2	**TAC008080L05**

Sono disponibili i trasformatori con secondario 1A e pari prestazioni, i codici di ordinazione sono come in tabella ma con ultima cifra 1

CTs at1A secondary current are also available. The burdens are the same as 5A CTs. The ordering codes are the same as those in the above table but the last figure shall be 1 instead of 5.

Esempio / Example

TA.....05 (secondario/*secondary 5A*) TA.....01 (secondario/*secondary 1A*)

DIMENSIONI - *Dimensions*

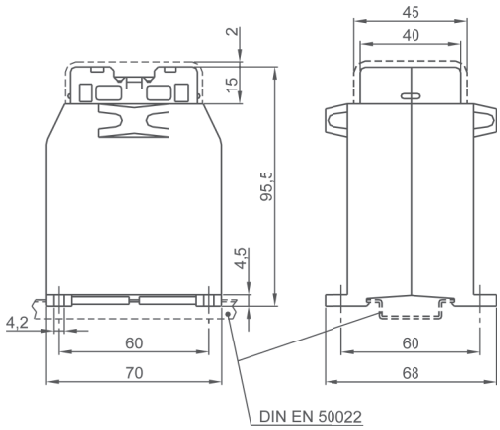

1-30 A kg 0,35 ...0,40

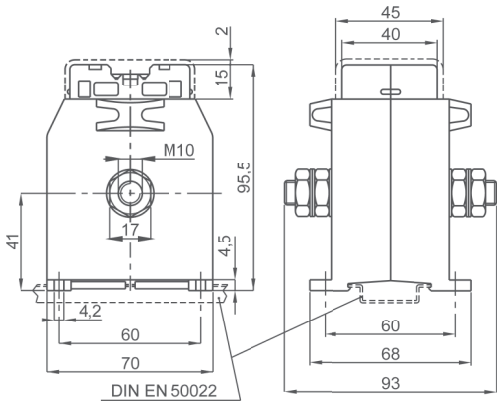

40-80 A kg 0,35 ...0,40

NOTE - *Note*

OPZIONI - *OPTIONS*

Coprimorsetti sigillabile cod. **9SBMCTA**
*Sealable terminals cover cod. **9SBMCTA***

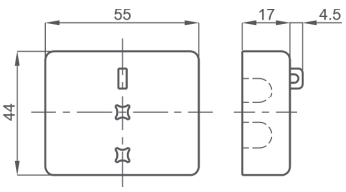

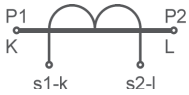

Siglatura morsetti primario e secondario
Primary and secondary connections marking

T.A. DI PROTEZIONE A PRIMARIO AVVOLTO

Primary wound protection CTs

TAC020

EAC UKRMETR TEST STANDARD

Kz - Kazakhstan

INPUT: 5A... 600A

OUTPUT: 5A 1A

DATI TECNICI - *Technical data*

custodia in materiale	*self estinguishing*	
termoplastico autoestinguente	*thermoplastic material*	UL94-V0
frequenza funzionamento	*operating frequency*	50÷60 Hz
tensione di riferimento per l'isolamento	*insulation reference voltage*	0,72 kV
tensione di prova	*test voltage*	3 kV x 1' 50 Hz
isolamento	*insulation*	classe E
grado di protezione	*protection degree*	IP 00
grado di protezione con coprimorsetti	*protection degree with terminal covers*	IP 20
sovracorrente permanente	*continuous overcurrent*	1,2 In
corrente termica di breve durata nominale (I th)	*rated short-time thermal current (I th)*	40 In
corrente dinamica nominale (I dyn)	*rated dynamic current (I dyn)*	2,5 x I th
max. potenza dissipata (portata max.)	*max. power dissipation (max range value)*	≤3,5W
temperatura di funzionamento	*operating temperature*	-25 +50 °C
temperatura di magazzinaggio	*storage temperature*	-40 +80 °C
costruzione a norme	*manufactured according to*	IEC/EN 61869-1 IEC/EN 61869-2

TIPO - *Type*

Rapporto *Ratio*	Codice - *Code*			
	VA	Cl. 5P5	VA	Cl. 5P10
5/5A	6	TAC020005K05	3	TAC020005L05
10/5A	6	TAC020010K05	3	TAC020010L05
15/5A	6	TAC020015K05	3	TAC020015L05
20/5A	6	TAC020020K05	3	TAC020020L05
25/5A	6	TAC020025K05	3	TAC020025L05
30/5A	6	TAC020030K05	3	TAC020030L05
40/5A	6	TAC020040K05	3	TAC020040L05
50/5A	6	TAC020050K05	3	TAC020050L05
60/5A	6	TAC020060K05	3	TAC020060L05
80/5A	6	TAC020080K05	3	TAC020080L05
100/5A	6	TAC020100K05	3	TAC020100L05
150/5A	6	TAC020150K05	3	TAC020150L05
200/5A	6	TAC020200K05	3	TAC020200L05
250/5A	6	TAC020250K05	3	TAC020250L05
300/5A	6	TAC020300K05	3	TAC020300L05
400/5A	6	TAC020400K05	3	TAC020400L05
500/5A	6	TAC020500K05	3	TAC020500L05
600/5A	6	TAC020600K05	3	TAC020600L05

Sono disponibili i trasformatori con secondario 1A e pari prestazioni, i codici di ordinazione sono come in tabella ma con ultima cifra 1

CTs at1A secondary current are also available. The burdens are the same as 5A CTs. The ordering codes are the same as those in the above table but the last figure shall be 1 instead of 5.

Esempio / Example

TA.....05 (secondario/*secondary 5A*) **TA.....01 (secondario/*secondary 1A*)**

DIMENSIONI - *Dimensions*

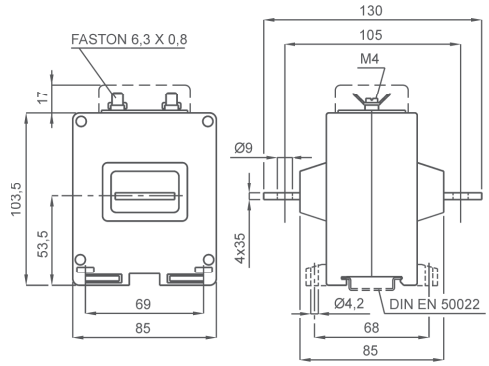

kg 0,80 ...1,00

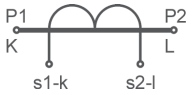

Siglatura morsetti primario e secondario

Primary and secondary connections marking

NOTE - *Note*

ACCESSORI IN DOTAZIONE
- serrafilo con faston 6,3x0,8mm per secondario e corto circuito

SUPPLIED ACCESSORIES
- clamping terminals with faston 6,3x0,8mm for secondary and short-circuit

OPZIONI - *OPTIONS*

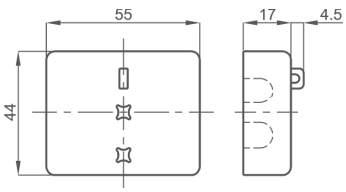

Coprimorsetti sigillabile cod. **9SBMCTA**

Sealable terminals cover cod. ***9SBMCTA***

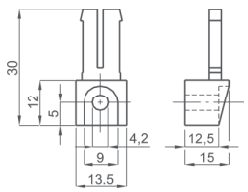

Piedini di fissaggio cod. **9SAMPDL**

Fixing feet cod. ***9SAMPDL***

T.A. DI PROTEZIONE A CAVO PASSANTE Ø17

Ø17 Cable passing protection CTs

EAC UKRMETR TEST STANDARD

Kz - Kazakhstan

INPUT: 30A... 150A

OUTPUT: 5A 1A

DATI TECNICI - *Technical data*

custodia in materiale termoplastico autoestinguente	*self estinguishing thermoplastic material*	UL94-V0
frequenza funzionamento	*operating frequency*	50÷60 Hz
tensione di riferimento per l'isolamento	*insulation reference voltage*	0,72 kV
tensione di prova	*test voltage*	3 kV x 1' 50 Hz
isolamento	*insulation*	classe E
grado di protezione	*protection degree*	IP 20
sovracorrente permanente	*continuous overcurrent*	1,2 In
corrente termica di breve durata nominale (I th)	*rated short-time thermal current (I th)*	60 In
corrente dinamica nominale (I dyn)	*rated dynamic current (I dyn)*	2,5 x I th
fattore di sicurezza	*safety factor*	N ≤ 5
max. potenza dissipata (portata max.)	*max. power dissipation (max range value)*	≤2W
temperatura di funzionamento	*operating temperature*	-25 +50 °C
temperatura di magazzinaggio	*storage temperature*	-40 +80 °C
costruzione a norme	*manufactured according to*	IEC/EN 61869-1 IEC/EN 61869-2
terminali secondari integrati	*integrated secondary terminals*	6mm²

TIPO - *Type*

Rapporto *Ratio*	Codice - *Code*			
	VA	**Cl. 5P5**	VA	**Cl. 5P10**
30/5A	1	**TAC071030K05**		
40/5A	1.5	**TAC071040K05**		
50/5A	2	**TAC071050K05**		
60/5A	2.5	**TAC071060K05**	1	**TAC071060L05**
80/5A	3.5	**TAC071080K05**	1.5	**TAC071080L05**
100/5A	4	**TAC071100K05**	1.5	**TAC071100L05**
120/5A	5	**TAC071120K05**	1.5	**TAC071120L05**
150/5A	6	**TAC071150K05**	2	**TAC071150L05**

Sono disponibili i trasformatori con secondario 1A e pari prestazioni, i codici di ordinazione sono come in tabella ma con ultima cifra 1

CTs at1A secondary current are also available. The burdens are the same as 5A CTs. The ordering codes are the same as those in the above table but the last figure shall be 1 instead of 5.

Esempio / Example

TA.....05 (secondario/*secondary 5A*) **TA.....01 (secondario/*secondary 1A*)**

DIMENSIONI - *Dimensions*

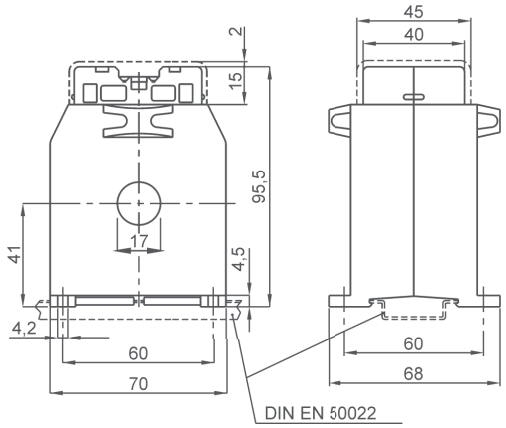

kg 0,55 ...0,75

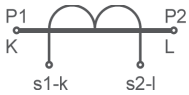

Siglatura morsetti primario e secondario

Primary and secondary connections marking

NOTE - *Note*

OPZIONI - *OPTIONS*

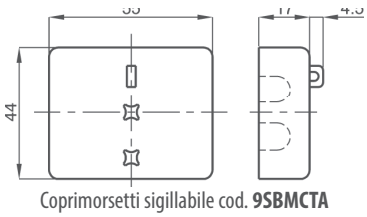

Coprimorsetti sigillabile cod. **9SBMCTA**

Sealable terminals cover cod. ***9SBMCTA***

T.A. DI PROTEZIONE A BARRA PASSANTE 20x10

20x10 Busbar passing protection CTs

TAC021



EAC UKRMETR TEST STANDARD

Kz - Kazakhstan

INPUT: 100A... 250A

OUTPUT: 5A 1A

DATI TECNICI - *Technical data*

custodia in materiale	*self estinguishing*	
termoplastico autoestinguente	*thermoplastic material*	UL94-V0
frequenza funzionamento	*operating frequency*	50÷60 Hz
tensione di riferimento per l'isolamento	*insulation reference voltage*	0,72 kV
tensione di prova	*test voltage*	3 kV x 1' 50 Hz
isolamento	*insulation*	classe E
grado di protezione	*protection degree*	IP 20
sovracorrente permanente	*continuous overcurrent*	1,2 In
corrente termica di breve durata nominale (I th)	*rated short-time thermal current (I th)*	60 In
corrente dinamica nominale (I dyn)	*rated dynamic current (I dyn)*	2,5 x I th
max. potenza dissipata (portata max.)	*max. power dissipation (max range value)*	≤2,5W
temperatura di funzionamento	*operating temperature*	-25 +50 °C
temperatura di magazzinaggio	*storage temperature*	-40 +80 °C
costruzione a norme	*manufactured according to*	IEC/EN 61869-1 IEC/EN 61869-2
terminali secondari integrati	*integrated secondary terminals*	6mm²

TIPO - *Type*

Rapporto *Ratio*	Codice - *Code*			
	VA	**Cl. 5P5**	VA	**Cl. 5P10**
100/5A	2	**TAC021100K05**	0.85	**TAC021100L05**
120/5A	3	**TAC021120K05**	1	**TAC021120L05**
150/5A	4	**TAC021150K05**	1.5	**TAC021150L05**
200/5A	5	**TAC021200K05**	2	**TAC021200L05**
250/5A	6	**TAC021250K05**	2.5	**TAC021250L05**

Sono disponibili i trasformatori con secondario 1A e pari prestazioni, i codici di ordinazione sono come in tabella ma con ultima cifra 1

CTs at1A secondary current are also available. The burdens are the same as 5A CTs. The ordering codes are the same as those in the above table but the last figure shall be 1 instead of 5.

Esempio / Example

TA.....05 (secondario/*secondary 5A*) **TA.....01 (secondario/*secondary 1A*)**

DIMENSIONI - *Dimensions*

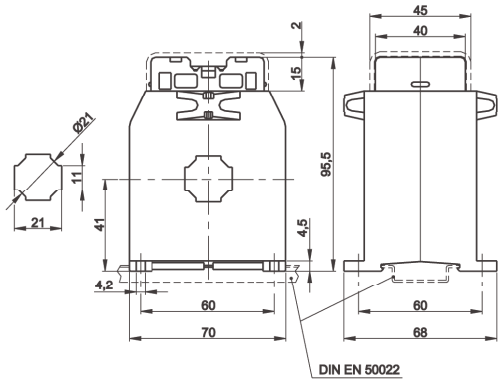

kg 0,50 ...0,70

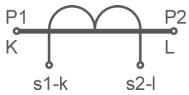

Siglatura morsetti primario e secondario
Primary and secondary connections marking

NOTE - *Note*

ACCESSORI IN DOTAZIONE
- viti per fissaggio TA alla barra
- cappuccio di protezione per vite fissaggio

SUPPLIED ACCESSORY
- *CT fixing set for busbar mounting*
- *protective caps for CT fixing*

OPZIONI - *OPTIONS*

Coprimorsetti sigillabile cod. **9SBMCTA**
Sealable terminals cover cod. ***9SBMCTA***

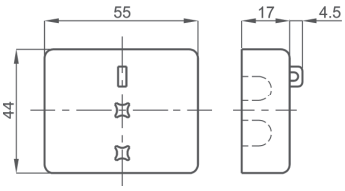

T.A. DI PROTEZIONE A BARRA PASSANTE 30x10

30x10 Busbar passing protection CTs

TAC033



EAC UKRMETR TEST STANDARD

Kz - Kazakhstan

INPUT: 60A... 600A

OUTPUT: 5A 1A

DATI TECNICI - *Technical data*

custodia in materiale	*self estinguishing*	
termoplastico autoestinguente	*thermoplastic material*	UL94-V0
frequenza funzionamento	*operating frequency*	50÷60 Hz
tensione di riferimento per l'isolamento	*insulation reference voltage*	0,72 kV
tensione di prova	*test voltage*	3 kV x 1' 50 Hz
isolamento	*insulation*	classe E
grado di protezione	*protection degree*	IP 20
sovracorrente permanente	*continuous overcurrent*	1,2 In
corrente termica di breve durata nominale (I th)	*rated short-time thermal current (I th)*	60 In
corrente dinamica nominale (I dyn)	*rated dynamic current (I dyn)*	2,5 x I th
max. potenza dissipata (portata max.)	*max. power dissipation (max range value)*	≤5W
temperatura di funzionamento	*operating temperature*	-25 +50 °C
temperatura di magazzinaggio	*storage temperature*	-40 +80 °C
costruzione a norme	*manufactured according to*	IEC/EN 61869-1 IEC/EN 61869-2
terminali secondari integrati	*integrated secondary terminals*	6mm²

TIPO - *Type*

Rapporto *Ratio*	Codice - *Code*			
	VA	**Cl. 5P5**	VA	**Cl. 5P10**
60/5A	1	**TAC033060K05**		
80/5A	1.5	**TAC033080K05**		
100/5A	2	**TAC033100K05**		
120/5A	2.5	**TAC033120K05**		
150/5A	3	**TAC033150K05**	1	**TAC033150L05**
200/5A	4	**TAC033200K05**	1	**TAC033200L05**
250/5A	5	**TAC033250K05**	1.5	**TAC033250L05**
300/5A	6	**TAC033300K05**	2	**TAC033300L05**
400/5A	8	**TAC033400K05**	2.5	**TAC033400L05**
500/5A	10	**TAC033500K05**	3	**TAC033500L05**
600/5A	12	**TAC033600K05**	4	**TAC033600L05**

Sono disponibili i trasformatori con secondario 1A e pari prestazioni, i codici di ordinazione sono come in tabella ma con ultima cifra 1

CTs at1A secondary current are also available. The burdens are the same as 5A CTs. The ordering codes are the same as those in the above table but the last figure shall be 1 instead of 5.

Esempio / Example

TA.....05 (secondario/*secondary 5A*) TA.....01 (secondario/*secondary 1A*)

DIMENSIONI - *Dimensions*

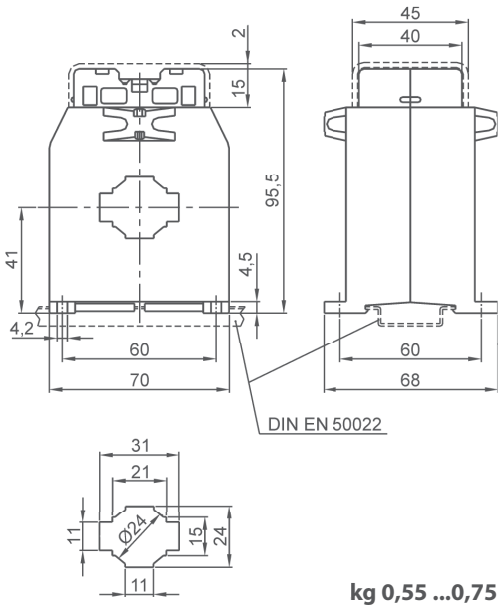

kg 0,55 ...0,75

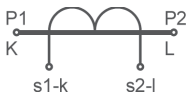

Siglatura morsetti primario e secondario

Primary and secondary connections marking

NOTE - *Note*

ACCESSORI IN DOTAZIONE
- viti per fissaggio TA alla barra
- cappuccio di protezione per vite fissaggio

SUPPLIED ACCESSORY
- *CT fixing set for busbar mounting*
- *protective caps for CT fixing*

OPZIONI - *OPTIONS*

Coprimorsetti sigillabile cod. **9SBMCTA**

Sealable terminals cover cod. ***9SBMCTA***

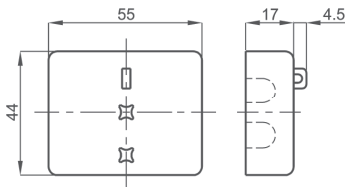

T.A. DI PROTEZIONE A BARRA PASSANTE 40x10

40x10 Busbar passing protection CTs

TAC040



EAC UKRMETR TEST STANDARD

Kz - Kazakhstan

INPUT: 400A... 1000A

OUTPUT: 5A 1A

DATI TECNICI - *Technical data*

custodia in materiale	*self estinguishing*	
termoplastico autoestinguente	*thermoplastic material*	UL94-V0
frequenza funzionamento	*operating frequency*	50÷60 Hz
tensione di riferimento per l'isolamento	*insulation reference voltage*	0,72 kV
tensione di prova	*test voltage*	3 kV x 1' 50 Hz
isolamento	*insulation*	classe E
grado di protezione	*protection degree*	IP 20
sovracorrente permanente	*continuous overcurrent*	1,2 In
corrente termica di breve durata nominale (I th)	*rated short-time thermal current (I th)*	60 In
corrente dinamica nominale (I dyn)	*rated dynamic current (I dyn)*	2,5 x I th
max. potenza dissipata (portata max.)	*max. power dissipation (max range value)*	≤7W
temperatura di funzionamento	*operating temperature*	-25 +50 °C
temperatura di magazzinaggio	*storage temperature*	-40 +80 °C
costruzione a norme	*manufactured according to*	IEC/EN 61869-1 IEC/EN 61869-2
terminali secondari integrati	*integrated secondary terminals*	6mm²

TIPO - *Type*

Rapporto *Ratio*	Codice - *Code*	
	VA	**Cl. 5P5**
400/5A	1	**TAC040400K05**
500/5A	1.5	**TAC040500K05**
600/5A	2	**TAC040600K05**
800/5A	3	**TAC040800K05**
1000/5A	3.5	**TAC0401K0K05**

Sono disponibili i trasformatori con secondario 1A e pari prestazioni, i codici di ordinazione sono come in tabella ma con ultima cifra 1

CTs at1A secondary current are also available. The burdens are the same as 5A CTs. The ordering codes are the same as those in the above table but the last figure shall be 1 instead of 5.

Esempio / Example

TA.....05 (secondario/*secondary 5A*) TA.....01 (secondario/*secondary 1A*)

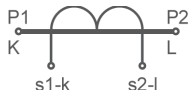

Siglatura morsetti primario e secondario
Primary and secondary connections marking

DIMENSIONI - *Dimensions*

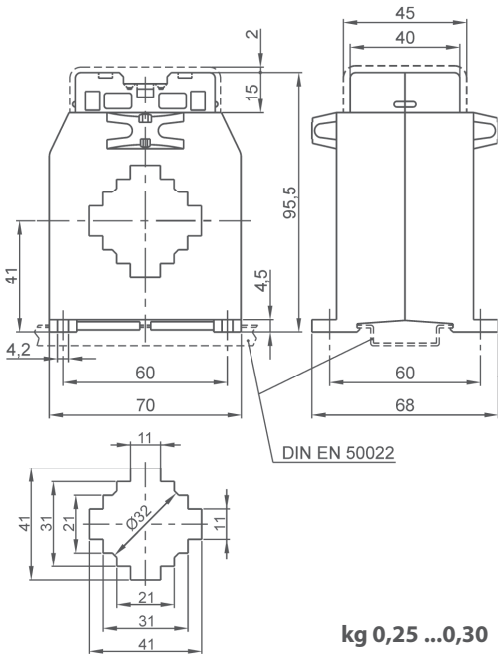

kg 0,25 ...0,30

NOTE - *Note*

ACCESSORI IN DOTAZIONE
- viti per fissaggio TA alla barra
- cappuccio di protezione per vite fissaggio

SUPPLIED ACCESSORY
- *CT fixing set for busbar mounting*
- *protective caps for CT fixing*

OPZIONI - *OPTIONS*

Coprimorsetti sigillabile cod. **9SBMCTA**
Sealable terminals cover cod. ***9SBMCTA***

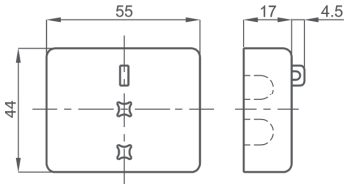

T.A. DI PROTEZIONE A BARRA PASSANTE 51x18

51x18 Busbar passing protection CTs



EAC UKRMETR TEST STANDARD

Kz - Kazakhstan

INPUT: 200A... 1500A

OUTPUT: 5A 1A

DATI TECNICI - *Technical data*

custodia in materiale	*self estinguishing*	
termoplastico autoestinguente	*thermoplastic material*	UL94-V0
frequenza funzionamento	*operating frequency*	50÷60 Hz
tensione di riferimento per l'isolamento	*insulation reference voltage*	0,72 kV
tensione di prova	*test voltage*	3 kV x 1' 50 Hz
isolamento	*insulation*	classe E
grado di protezione	*protection degree*	IP 00
grado di protezione con coprimorsetti	*protection degree with terminal covers*	IP 20
sovracorrente permanente	*continuous overcurrent*	1,2 In
corrente termica di breve durata nominale (I th)	*rated short-time thermal current (I th)*	60 In
corrente dinamica nominale (I dyn)	*rated dynamic current (I dyn)*	2,5 x I th
max. potenza dissipata (portata max.)	*max. power dissipation (max range value)*	≤ 12,5W
temperatura di funzionamento	*operating temperature*	-25 +50 °C
temperatura di magazzinaggio	*storage temperature*	-40 +80 °C
costruzione a norme	*manufactured according to*	IEC/EN 61869-1 IEC/EN 61869-2

TIPO - *Type*

Rapporto *Ratio*	Codice - *Code*			
	VA	**Cl. 5P5**	VA	**Cl. 5P10**
200/5A	2	**TAC051200K05**		
250/5A	3	**TAC051250K05**		
300/5A	3.5	**TAC051300K05**		
400/5A	4	**TAC051400K05**		
500/5A	5	**TAC051500K05**	1.5	**TAC051500L05**
600/5A	6	**TAC051600K05**	2	**TAC051600L05**
800/5A	7	**TAC051800K05**	2.5	**TAC051800L05**
1000/5A	10	**TAC0511K0K05**	2.8	**TAC0511K0L05**
1200/5A	12	**TAC0511K2K05**	3.3	**TAC0511K2L05**
1500/5A	14	**TAC0511K5K05**	4	**TAC0511K5L05**

Sono disponibili i trasformatori con secondario 1A e pari prestazioni, i codici di ordinazione sono come in tabella ma con ultima cifra 1

CTs at1A secondary current are also available. The burdens are the same as 5A CTs. The ordering codes are the same as those in the above table but the last figure shall be 1 instead of 5.

Esempio / Example

TA.....05 (secondario/*secondary 5A*) **TA.....01 (secondario/*secondary 1A*)**

DIMENSIONI - *Dimensions*

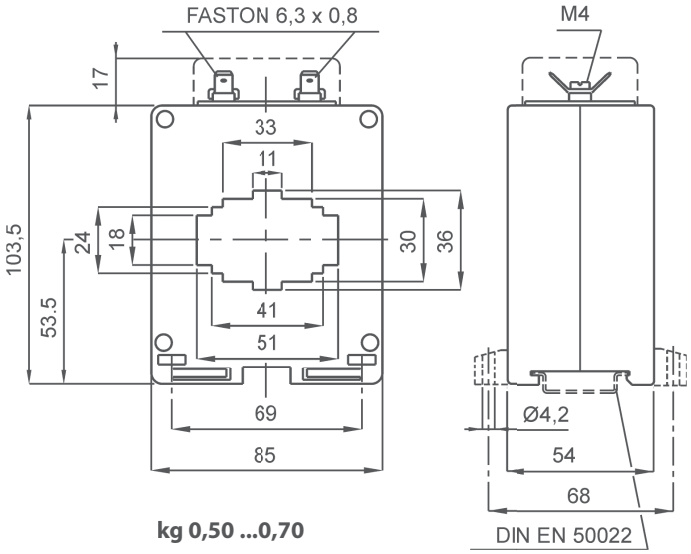

kg 0,50 ...0,70

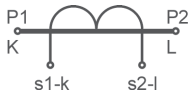

Siglatura morsetti primario e secondario
Primary and secondary connections marking

NOTE - *Note*

ACCESSORI IN DOTAZIONE
- staffa per fissaggio barra
- serrafilo con faston 6,3x0,8mm per secondario e corto circuito
- cappuccio di protezione per vite fissaggio

SUPPLIED ACCESSORIES
- *cable or busbar fixing set*
- *clamping terminals with faston 6,3x0,8mm for secondary and short-circuit*
- *protective caps for CT fixing*

OPZIONI - *OPTIONS*

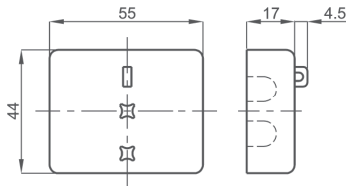

Coprimorsetti sigillabile cod. **9SBMCTA**
Sealable terminals cover cod. ***9SBMCTA***

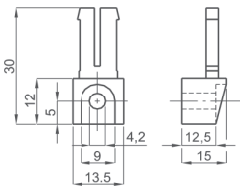

Piedini di fissaggio cod. **9SAMPDL**
Fixing feet cod. ***9SAMPDL***

T.A. DI PROTEZIONE A BARRA 61x31 o CAVO Ø51 PASSANTE

61x31 Busbar or Ø51 Cable passing protection CTs

TAT061



EAC UKRMETR TEST STANDARD

Kz - Kazakhstan

INPUT: 600A... 2000A

OUTPUT: 5A 1A

DATI TECNICI - *Technical data*

custodia in materiale	*self estinguishing*	
termoplastico autoestinguente	*thermoplastic material*	UL94-V0
frequenza funzionamento	*operating frequency*	50÷60 Hz
tensione di riferimento per l'isolamento	*insulation reference voltage*	0,72 kV
tensione di prova	*test voltage*	3 kV x 1' 50 Hz
isolamento	*insulation*	classe E
grado di protezione	*protection degree*	IP 20
sovracorrente permanente	*continuous overcurrent*	1,2 In
corrente termica di breve durata nominale (I th)	*rated short-time thermal current (I th)*	60 In
corrente dinamica nominale (I dyn)	*rated dynamic current (I dyn)*	2,5 x I th
max. potenza dissipata (portata max.)	*max. power dissipation (max range value)*	≤10W
temperatura di funzionamento	*operating temperature*	-25 +50 °C
temperatura di magazzinaggio	*storage temperature*	-40 +80 °C
costruzione a norme	*manufactured according to*	IEC/EN 61869-1 IEC/EN 61869-2
terminali secondari integrati	*integrated secondary terminals*	6mm²

TIPO - *Type*

Rapporto *Ratio*	Codice - *Code*	
	VA	**Cl. 5P5**
600/5A	2	**TAT061600K05**
800/5A	3	**TAT061800K05**
1000/5A	4	**TAT0611K0K05**
1200/5A	5	**TAT0611K2K05**
1500/5A	6	**TAT0611K5K05**
2000/5A	8	**TAT0612K0K05**

Sono disponibili i trasformatori con secondario 1A e pari prestazioni, i codici di ordinazione sono come in tabella ma con ultima cifra 1

CTs at1A secondary current are also available. The burdens are the same as 5A CTs. The ordering codes are the same as those in the above table but the last figure shall be 1 instead of 5.

Esempio / Example

TA.....05 (secondario/*secondary 5A*) **TA.....01 (secondario/*secondary 1A*)**

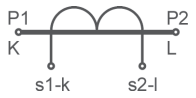

Siglatura morsetti primario e secondario
Primary and secondary connections marking

DIMENSIONI - *Dimensions*

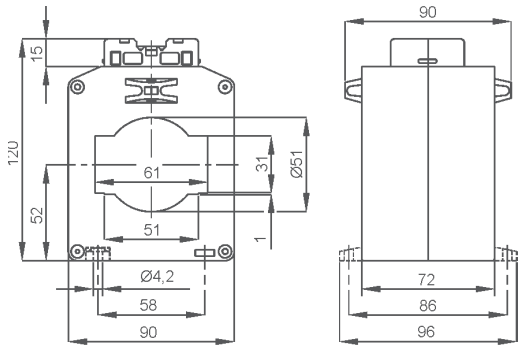

Tipo con passaggio barra orizzontale
Codici ordinazione come in tabella

Horizontal busbar passing type
same ordering codes as shown in table

kg 0,70 ...1,40

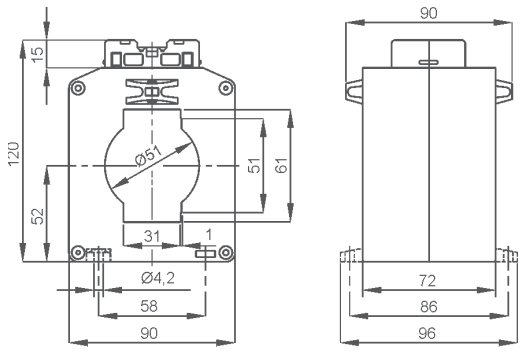

Tipo con passaggio barra verticale
Codici ordinazione come in tabella ma con finale **V**

Vertical busbar passing type
same ordering codes as shown in table with **V** *at the end*

kg 0,70 ...1,40

NOTE - *Note*

ACCESSORI IN DOTAZIONE
- viti per fissaggio TA alla barra
- cappuccio di protezione per vite fissaggio

SUPPLIED ACCESSORY
- CT fixing set for busbar mounting
- protective caps for CT fixing

OPZIONI - *OPTIONS*

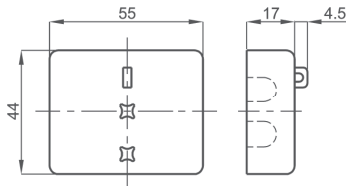

Coprimorsetti sigillabile cod. **9SBMCTA**
Sealable terminals cover cod. ***9SBMCTA***

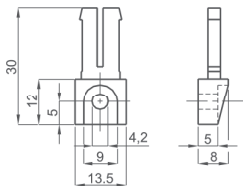

Piedini di fissaggio cod. **9SAMPDC**
Fixing feet cod. ***9SAMPDC***

T.A. DI PROTEZIONE RESINATO A CAVO PASSANTE Ø50

Resin encapsulated Ø50 cable passing protection CTs

TAT050



NEW!

EAC UKRMETR TEST STANDARD

Kz - Kazakhstan

INPUT: 100A... 1000A

OUTPUT: 5A 1A

DATI TECNICI - *Technical data*

custodia in materiale	*self estinguishing*	
termoplastico autoestinguente	*thermoplastic material*	UL94-V0
frequenza funzionamento	*operating frequency*	50÷60 Hz
tensione di riferimento per l'isolamento	*insulation reference voltage*	0,72 kV
tensione di prova	*test voltage*	3 kV x 1' 50 Hz
isolamento	*insulation*	classe E
grado di protezione	*protection degree*	IP 00
grado di protezione con coprimorsetti	*protection degree with terminal covers*	IP 20
sovracorrente permanente	*continuous overcurrent*	1,2 In
corrente termica di breve durata nominale (I th)	*rated short-time thermal current (I th)*	80 In
corrente dinamica nominale (I dyn)	*rated dynamic current (I dyn)*	2,5 x I th
max. potenza dissipata (portata max.)	*max. power dissipation (max range value)*	≤ 15W
temperatura di funzionamento	*operating temperature*	-25 +50 °C
temperatura di magazzinaggio	*storage temperature*	-40 +80 °C
costruzione a norme	*manufactured according to*	IEC/EN 61869-1 IEC/EN 61869-2

TIPO - *Type*

Rapporto *Ratio*	Codice - *Code*							
	VA	Cl. 5P5	VA	Cl. 5P10	VA	Cl. 5P15	VA	Cl. 5P20
100/5A	5	TAT050100K05	2	TAT050100L05	1	TAT050100M05	1	TAT050100N05
150/5A	5	TAT050150K05	3.5	TAT050150L05	1.5	TAT050150M05	1.5	TAT050150N05
200/5A	7	TAT050200K05	5	TAT050200L05	2.5	TAT050200M05	2	TAT050200N05
250/5A	8	TAT050250K05	6	TAT050250L05	3	TAT050250M05	2.5	TAT050250N05
300/5A	8.5	TAT050300K05	7	TAT050300L05	3.5	TAT050300M05	3	TAT050300N05
400/5A	10	TAT050400K05	7	TAT050400L05	4	TAT050400M05	3.5	TAT050400N05
500/5A	10	TAT050500K05	9	TAT050500L05	5	TAT050500M05	3.5	TAT050500N05
600/5A	12.5	TAT050600K05	10	TAT050600L05	6	TAT050600M05	2.5	TAT050600N05
800/5A	12.5	TAT050800K05	10	TAT050800L05	7	TAT050800M05	3	TAT050800N05
1000/5A	15	TAT0501K0K05	10	TAT0501K0L05	8	TAT0501K0M05	3.5	TAT0501K0N05

DIMENSIONI - *Dimensions*

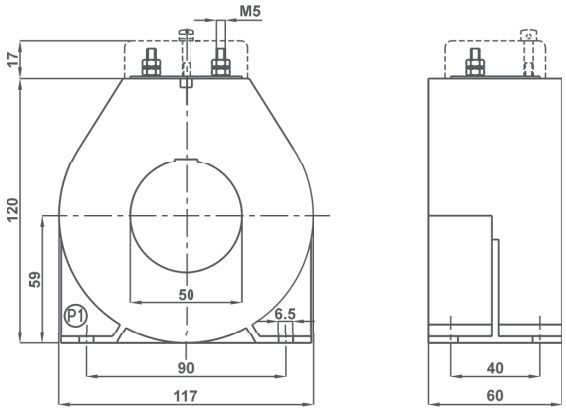

kg 1,10 ...2,15

Sono disponibili i trasformatori con secondario 1A e pari prestazioni, i codici di ordinazione sono come in tabella ma con ultima cifra 1

CTs at1A secondary current are also available. The burdens are the same as 5A CTs. The ordering codes are the same as those in the above table but the last figure shall be 1 instead of 5.

Esempio / Example

TA.....05 (secondario/*secondary 5A*) **TA.....01 (secondario/*secondary 1A*)**

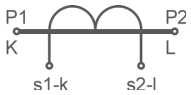

Siglatura morsetti primario e secondario

Primary and secondary connections marking

NOTE - *Note*

OPZIONI - *OPTIONS*

Coprimorsetti cod. **9SBMCTA50**
Coprimorsetti sigillabile cod. **9SBMCTA50S**

Terminals cover cod. ***9SBMCTA50***
Sealable terminals cover cod. ***9SBMCTA50S***

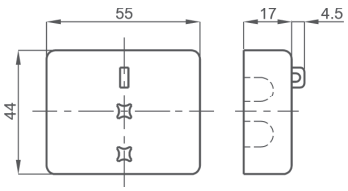

T.A. DI PROTEZIONE A BARRA PASSANTE 63x30

63x30 Busbar passing protection CTs

TAT063

EAC UKRMETR TEST STANDARD

Kz - Kazakhstan

INPUT: 400A... 2000A

OUTPUT: 5A 1A

DATI TECNICI - *Technical data*

custodia in materiale	*self estinguishing*	
termoplastico autoestinguente	*thermoplastic material*	UL94-V0
frequenza funzionamento	*operating frequency*	50÷60 Hz
tensione di riferimento per l'isolamento	*insulation reference voltage*	0,72 kV
tensione di prova	*test voltage*	3 kV x 1' 50 Hz
isolamento	*insulation*	classe E
grado di protezione	*protection degree*	IP 00
grado di protezione con coprimorsetti	*protection degree with terminal covers*	IP 20
sovracorrente permanente	*continuous overcurrent*	1,2 In
corrente termica di breve durata nominale (I th)	*rated short-time thermal current (I th)*	60 In
corrente dinamica nominale (I dyn)	*rated dynamic current (I dyn)*	2,5 x I th
max. potenza dissipata (portata max.)	*max. power dissipation (max range value)*	≤ 16W
temperatura di funzionamento	*operating temperature*	-25 +50 °C
temperatura di magazzinaggio	*storage temperature*	-40 +80 °C
costruzione a norme	*manufactured according to*	IEC/EN 61869-1 IEC/EN 61869-2

TIPO - *Type*

Rapporto *Ratio*	Codice - *Code*			
	VA	**Cl. 5P5**	VA	**Cl. 5P10**
400/5A	4	**TAT063400K05**	1.5	**TAT063400L05**
500/5A	5	**TAT063500K05**	1.5	**TAT063500L05**
600/5A	6	**TAT063600K05**	2	**TAT063600L05**
800/5A	8	**TAT063800K05**	2.5	**TAT063800L05**
1000/5A	10	**TAT0631K0K05**	3	**TAT0631K0L05**
1200/5A	12	**TAT0631K2K05**	3	**TAT0631K2L05**
1500/5A	12	**TAT0631K5K05**	3	**TAT0631K5L05**
2000/5A	12	**TAT0632K0K05**	3	**TAT0632K0L05**

Sono disponibili i trasformatori con secondario 1A e pari prestazioni, i codici di ordinazione sono come in tabella ma con ultima cifra 1

CTs at1A secondary current are also available. The burdens are the same as 5A CTs. The ordering codes are the same as those in the above table but the last figure shall be 1 instead of 5.

Esempio / Example

TA.....05 (secondario/*secondary 5A*) **TA.....01 (secondario/*secondary 1A*)**

DIMENSIONI - *Dimensions*

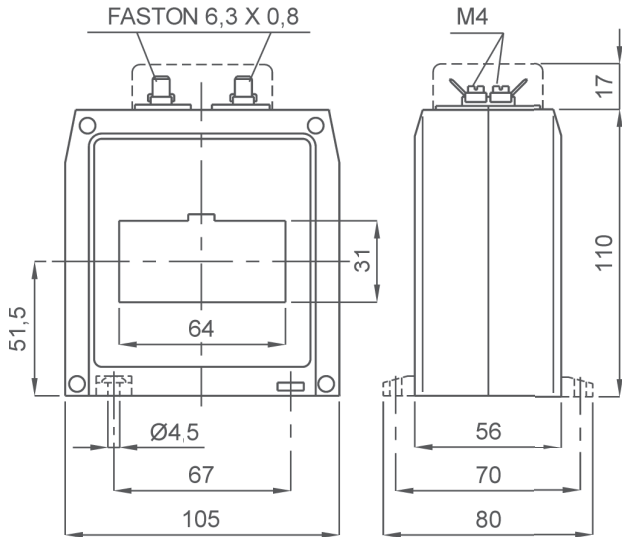

kg 0,55 ...0,75

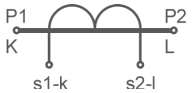

Siglatura morsetti primario e secondario
Primary and secondary connections marking

NOTE - *Note*

ACCESSORI IN DOTAZIONE
- staffa per fissaggio barra
- serrafilo con faston 6,3x0,8mm per secondario e corto circuito
- cappuccio di protezione per vite fissaggio

SUPPLIED ACCESSORIES
- *cable or busbar fixing set*
- *clamping terminals with faston 6,3x0,8mm for secondary and short-circuit*
- *protective caps for CT fixing*

OPZIONI - *OPTIONS*

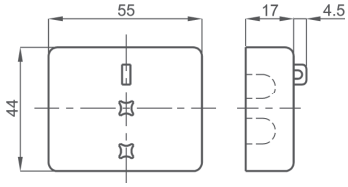

Coprimorsetti sigillabile cod. **9SBMCTA**
Sealable terminals cover cod. ***9SBMCTA***

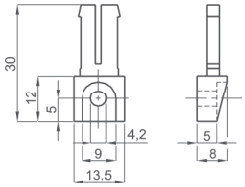

Piedini di fissaggio cod. **9SAMPDC**
Fixing feet cod. ***9SAMPDC***

T.A. DI PROTEZIONE RESINATO A CAVO PASSANTE Ø90

Resin encapsulated Ø90 cable passing protection CTs

TAT090



EAC UKRMETR TEST STANDARD

Kz - Kazakhstan

INPUT: 600A... 2500A

OUTPUT: 5A 1A

NEW!

DATI TECNICI - *Technical data*

custodia in materiale	*self estinguishing*	
termoplastico autoestinguente	*thermoplastic material*	UL94-V0
frequenza funzionamento	*operating frequency*	50÷60 Hz
tensione di riferimento per l'isolamento	*insulation reference voltage*	0,72 kV
tensione di prova	*test voltage*	3 kV x 1' 50 Hz
isolamento	*insulation*	classe E
grado di protezione	*protection degree*	IP 00
grado di protezione con coprimorsetti	*protection degree with terminal covers*	IP 20
sovracorrente permanente	*continuous overcurrent*	1,2 In
corrente termica di breve durata nominale (I th)	*rated short-time thermal current (I th)*	80 In
corrente dinamica nominale (I dyn)	*rated dynamic current (I dyn)*	2,5 x I th
max. potenza dissipata (portata max.)	*max. power dissipation (max range value)*	≤ 20W
temperatura di funzionamento	*operating temperature*	-25 +50 °C
temperatura di magazzinaggio	*storage temperature*	-40 +80 °C
costruzione a norme	*manufactured according to*	IEC/EN 61869-1 IEC/EN 61869-2

TIPO - *Type*

Rapporto *Ratio*	Codice - *Code*			
	VA	**Cl. 5P5**	VA	**Cl. 5P10**
600/5A	3	**TAT090600K05**	1	**TAT090600L05**
800/5A	5	**TAT090800K05**	1.5	**TAT090800L05**
1000/5A	6.5	**TAT0901K0K05**	2	**TAT0901K0L05**
1200/5A	8	**TAT0901K2K05**	2.5	**TAT0901K2L05**
1500/5A	9	**TAT0901K5K05**	2.5	**TAT0901K5L05**
2000/5A	12.5	**TAT0902K0K05**	3	**TAT0902K0L05**
2500/5A	15	**TAT0902K5K05**	3	**TAT0902K5L05**

Sono disponibili i trasformatori con secondario 1A e pari prestazioni, i codici di ordinazione sono come in tabella ma con ultima cifra 1

CTs at1A secondary current are also available. The burdens are the same as 5A CTs. The ordering codes are the same as those in the above table but the last figure shall be 1 instead of 5.

Esempio / Example

TA.....05 (secondario/*secondary 5A*) **TA.....01 (secondario/*secondary 1A*)**

DIMENSIONI - *Dimensions*

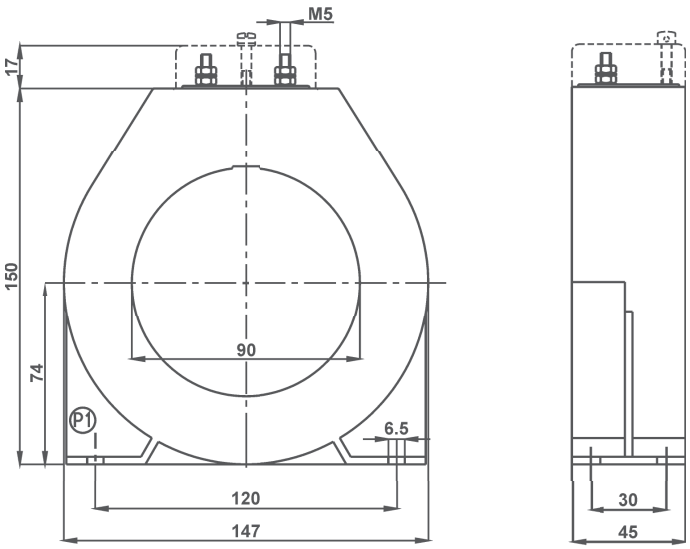

kg 0,90 ...1,15

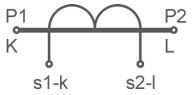

Siglatura morsetti primario e secondario
Primary and secondary connections marking

NOTE - *Note*

OPZIONI - *OPTIONS*

Coprimorsetti cod. **9SBMCTA50**
Coprimorsetti sigillabile cod. **9SBMCTA50S**

Terminals cover cod. ***9SBMCTA50***
Sealable terminals cover cod. ***9SBMCTA50S***

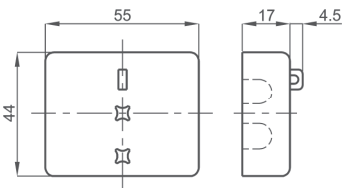

T.A. DI PROTEZIONE A BARRA PASSANTE 82x37

82x37 Busbar passing protection CTs

TAT082

EAC UKRMETR TEST STANDARD

Kz - Kazakhstan

INPUT: 400A... 2500A

OUTPUT: 5A 1A

DATI TECNICI - *Technical data*

custodia in materiale	*self estinguishing*	
termoplastico autoestinguente	*thermoplastic material*	UL94-V0
frequenza funzionamento	*operating frequency*	50÷60 Hz
tensione di riferimento per l'isolamento	*insulation reference voltage*	0,72 kV
tensione di prova	*test voltage*	3 kV x 1' 50 Hz
isolamento	*insulation*	classe E
grado di protezione	*protection degree*	IP 00
grado di protezione con coprimorsetti	*protection degree with terminal covers*	IP 20
sovracorrente permanente	*continuous overcurrent*	1,2 In
corrente termica di breve durata nominale (I th)	*rated short-time thermal current (I th)*	80 In
corrente dinamica nominale (I dyn)	*rated dynamic current (I dyn)*	2,5 x I th
max. potenza dissipata (portata max.)	*max. power dissipation (max range value)*	≤ 25W
temperatura di funzionamento	*operating temperature*	-25 +50 °C
temperatura di magazzinaggio	*storage temperature*	-40 +80 °C
costruzione a norme	*manufactured according to*	IEC/EN 61869-1 IEC/EN 61869-2

TIPO - *Type*

Rapporto *Ratio*	Codice - *Code*					
	VA	Cl. 5P5	VA	Cl. 5P10	VA	Cl. 5P15
400/5A	10	**TAT082400K05**	5	**TAT082400L05**		
500/5A	12	**TAT082500K05**	6	**TAT082500L05**	1.5	**TAT082500M05**
600/5A	15	**TAT082600K05**	7	**TAT082600L05**	2	**TAT082600M05**
800/5A	20	**TAT082800K05**	8	**TAT082800L05**	3	**TAT082800M05**
1000/5A	20	**TAT0821K0K05**	12	**TAT0821K0L05**	4	**TAT0821K0M05**
1200/5A	25	**TAT0821K2K05**	13	**TAT0821K2L05**	5	**TAT0821K2M05**
1500/5A	40	**TAT0821K5K05**	15	**TAT0821K5L05**	6	**TAT0821K5M05**
2000/5A	50	**TAT0822K0K05**	15	**TAT0822K0L05**	7	**TAT0822K0M05**
2500/5A	50	**TAT0822K5K05**	15	**TAT0822K5L05**	7	**TAT0822K5M05**

Sono disponibili i trasformatori con secondario 1A e pari prestazioni, i codici di ordinazione sono come in tabella ma con ultima cifra 1

CTs at1A secondary current are also available. The burdens are the same as 5A CTs. The ordering codes are the same as those in the above table but the last figure shall be 1 instead of 5.

Esempio / Example
TA.....05 (secondario/*secondary 5A*) TA.....01 (secondario/*secondary 1A*)

DIMENSIONI - *Dimensions*

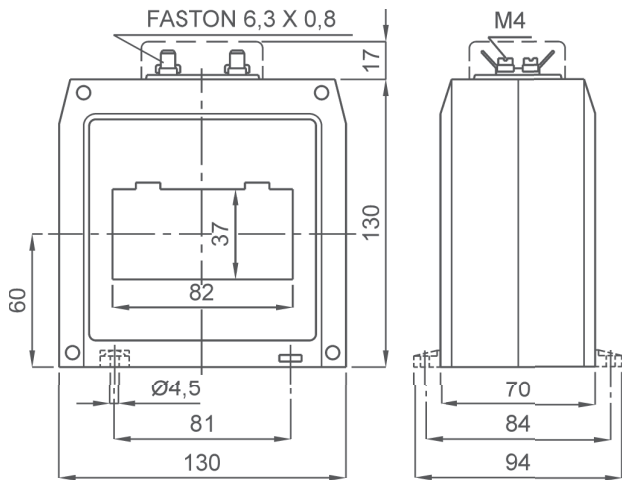

kg 0,55 ...0,75

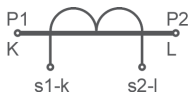

Siglatura morsetti primario e secondario
Primary and secondary connections marking

NOTE - *Note*

ACCESSORI IN DOTAZIONE
- 2 staffe per fissaggio cavo o barra
- serrafilo con faston 6,3x0,8mm per secondario e corto circuito
- cappuccio di protezione per vite fissaggio

SUPPLIED ACCESSORIES
- *cable or busbar fixing set*
- *clamping terminals with faston 6,3x0,8mm for secondary and short-circuit*
- *protective caps for CT fixing*

OPZIONI - *OPTIONS*

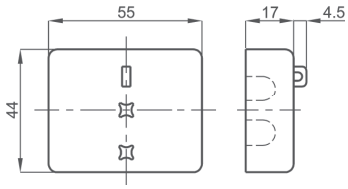

Coprimorsetti sigillabile cod. **9SBMCTA**
Sealable terminals cover cod. ***9SBMCTA***

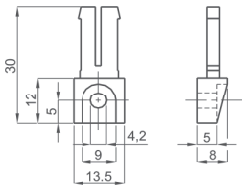

Piedini di fissaggio cod. **9SAMPDC**
Fixing feet cod. ***9SAMPDC***

T.A. DI PROTEZIONE A BARRA PASSANTE 102x55

102x55 Busbar passing protection CTs



EAC UKRMETR TEST STANDARD

Kz - Kazakhstan

INPUT: 500A... 4000A

OUTPUT: 5A 1A

DATI TECNICI - *Technical data*

custodia in materiale	*self estinguishing*	
termoplastico autoestinguente	*thermoplastic material*	UL94-V0
frequenza funzionamento	*operating frequency*	50÷60 Hz
tensione di riferimento per l'isolamento	*insulation reference voltage*	0,72 kV
tensione di prova	*test voltage*	3 kV x 1' 50 Hz
isolamento	*insulation*	classe E
grado di protezione	*protection degree*	IP 20
sovracorrente permanente	*continuous overcurrent*	1,2 In
corrente termica di breve durata nominale (I th)	*rated short-time thermal current (I th)*	80 In
corrente dinamica nominale (I dyn)	*rated dynamic current (I dyn)*	2,5 x I th
max. potenza dissipata (portata max.)	*max. power dissipation (max range value)*	≤45W
temperatura di funzionamento	*operating temperature*	-25 +50 °C
temperatura di magazzinaggio	*storage temperature*	-40 +80 °C
costruzione a norme	*manufactured according to*	IEC/EN 61869-1 IEC/EN 61869-2
terminali secondari integrati	*integrated secondary terminals*	6mm²

TIPO - *Type*

Rapporto *Ratio*	Codice - *Code*					
	VA	Cl. 5P5	VA	Cl. 5P10	VA	Cl. 5P15
500/5A	3	**TAT101500K05**	2	**TAT101500L05**		
600/5A	8	**TAT101600K05**	4	**TAT101600L05**		
800/5A	12	**TAT101800K05**	6	**TAT101800L05**	2	**TAT101800M05**
1000/5A	15	**TAT1011K0K05**	7	**TAT1011K0L05**	3	**TAT1011K0M05**
1200/5A	15	**TAT1011K2K05**	8	**TAT1011K2L05**	4	**TAT1011K2M05**
1500/5A	15	**TAT1011K5K05**	8	**TAT1011K5L05**	4	**TAT1011K5M05**
2000/5A	20	**TAT1012K0K05**	10	**TAT1012K0L05**	4	**TAT1012K0M05**
2500/5A	25	**TAT1012K5K05**	12	**TAT1012K5L05**	6	**TAT1012K5M05**
3000/5A	30	**TAT1013K0K05**	15	**TAT1013K0L05**	7	**TAT1013K0M05**
4000/5A	30	**TAT1014K0K05**	15	**TAT1014K0L05**	7	**TAT1014K0M05**

Sono disponibili i trasformatori con secondario 1A e pari prestazioni, i codici di ordinazione sono come in tabella ma con ultima cifra 1

CTs at1A secondary current are also available. The burdens are the same as 5A CTs. The ordering codes are the same as those in the above table but the last figure shall be 1 instead of 5.

Esempio / Example

TA.....05 (secondario/*secondary 5A*) **TA.....01 (secondario/*secondary 1A*)**

DIMENSIONI - *Dimensions*

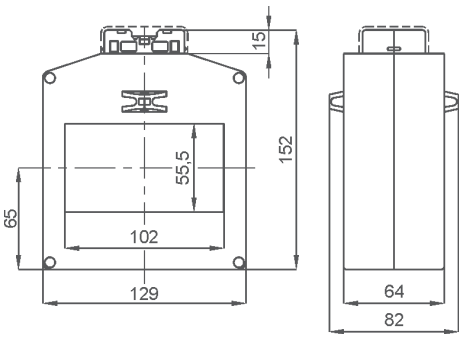

Versione con passaggio barra orizzontale
codici di ordinazione come in tabella

Horizontal busbar passing type
same ordering codes as shown in table

kg 1,5 ...3,0

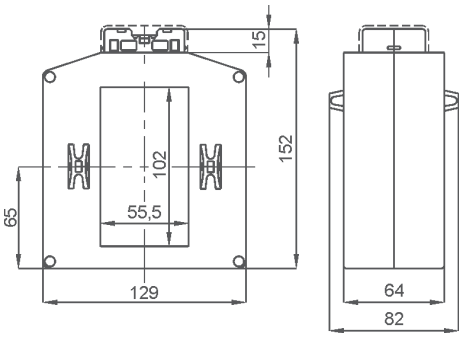

Versione con passaggio barra verticale
codici di ordinazione come in tabella ma con finale **V**

Vertical busbar passing type
*same ordering codes as shown in table with **V** at the end*

kg 1,5 ...3,0

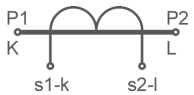

Siglatura morsetti primario e secondario
Primary and secondary connections marking

NOTE - *Note*

ACCESSORI IN DOTAZIONE
- viti per fissaggio TA alla barra
- cappuccio di protezione per vite fissaggio

SUPPLIED ACCESSORY
- *CT fixing set for busbar mounting*
- *protective caps for CT fixing*

OPZIONI - *OPTIONS*

Coprimorsetti sigillabile cod. **9SBMCTA**
*Sealable terminals cover cod. **9SBMCTA***

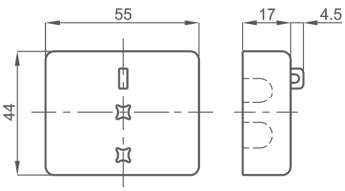

T.A. DI PROTEZIONE A BARRA PASSANTE 105x38 - 127x38

105x38 - 127x38 Busbar passing protection CTs

TAT126

EAC UKRMETR TEST STANDARD

Kz - Kazakhstan

INPUT: 400A... 4000A

OUTPUT: 5A 1A

DATI TECNICI - *Technical data*

custodia in materiale termoplastico autoestinguente	*self estinguishing thermoplastic material*	UL94-V0
frequenza funzionamento	*operating frequency*	50÷60 Hz
tensione di riferimento per l'isolamento	*insulation reference voltage*	0,72 kV
tensione di prova	*test voltage*	3 kV x 1' 50 Hz
isolamento	*insulation*	classe E
grado di protezione	*protection degree*	IP 20
sovracorrente permanente	*continuous overcurrent*	1,2 In
corrente termica di breve durata nominale (I th)	*rated short-time thermal current (I th)*	80 In
corrente dinamica nominale (I dyn)	*rated dynamic current (I dyn)*	2,5 x I th
fattore di sicurezza	*safety factor*	N ≤ 5
max. potenza dissipata (portata max.)	*max. power dissipation (max range value)*	≤27W
temperatura di funzionamento	*operating temperature*	-25 +50 °C
temperatura di magazzinaggio	*storage temperature*	-40 +80 °C
costruzione a norme	*manufactured according to*	IEC/EN 61869-1 IEC/EN 61869-2
terminali secondari integrati	*integrated secondary terminals*	6mm²

TIPO - *Type*

Rapporto *Ratio*	Codice - *Code*			
	VA	**Cl. 5P5**	VA	**Cl. 5P10**
400/5A	4	**TAT126400K05**	1.5	**TAT126400L05**
500/5A	5	**TAT126500K05**	1.5	**TAT126500L05**
600/5A	6	**TAT126600K05**	2	**TAT126600L05**
800/5A	8	**TAT126800K05**	2.5	**TAT126800L05**
1000/5A	10	**TAT1261K0K05**	3	**TAT1261K0L05**
1200/5A	12	**TAT1261K2K05**	3	**TAT1261K2L05**
1500/5A	12	**TAT1261K5K05**	3	**TAT1261K5L05**
2000/5A	12	**TAT1262K0K05**	3	**TAT1262K0L05**
2500/5A	15	**TAT1262K5K05**	4	**TAT1262K5L05**
3000/5A	15	**TAT1263K0K05**	4	**TAT1263K0L05**
4000/5A	15	**TAT1264K0K05**	4	**TAT1264K0L05**

Sono disponibili i trasformatori con secondario 1A e pari prestazioni, i codici di ordinazione sono come in tabella ma con ultima cifra 1

CTs at1A secondary current are also available. The burdens are the same as 5A CTs. The ordering codes are the same as those in the above table but the last figure shall be 1 instead of 5.

Esempio / Example

TA.....05 (secondario/*secondary 5A*) **TA.....01 (secondario/*secondary 1A*)**

DIMENSIONI - *Dimensions*

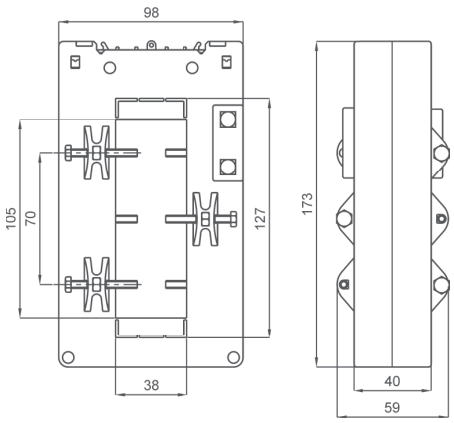

kg 1,2 ...3,0

A RICHIESTA:
versione con morsetti frontali.

AVAILABLE ON REQUEST:
secondary terminals on front.

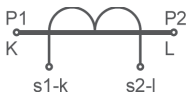

Siglatura morsetti primario e secondario
Primary and secondary connections marking

NOTE - *Note*

ACCESSORI IN DOTAZIONE
- sistema fissaggio barre incorporato
- cappuccio di protezione per vite fissaggio

SUPPLIED ACCESSORIES
- built-in busbar fixing system
- protective caps for CT fixing

OPZIONI - *OPTION*

Coprimorsetti cod. **9SBMCTA126**
Coprimorsetti sigillabile cod. **9SBMCTA126S**

Terminals cover cod. ***9SBMCTA126***
Sealable terminals cover cod. ***9SBMCTA126S***

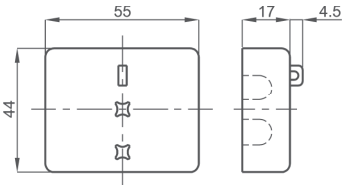

T.A. DI PROTEZIONE A BARRA PASSANTE 127x55

127x55 Busbar passing protection CTs

TAT127

EAC UKRMETR TEST STANDARD

Kz - Kazakhstan

INPUT: 800A... 5000A

OUTPUT: 5A 1A

DATI TECNICI - *Technical data*

custodia in materiale	*self estinguishing*	
termoplastico autoestinguente	*thermoplastic material*	UL94-V0
frequenza funzionamento	*operating frequency*	50÷60 Hz
tensione di riferimento per l'isolamento	*insulation reference voltage*	0,72 kV
tensione di prova	*test voltage*	3 kV x 1' 50 Hz
isolamento	*insulation*	classe E
grado di protezione	*protection degree*	IP 00
grado di protezione con coprimorsetti	*protection degree with terminal covers*	IP 20
sovracorrente permanente	*continuous overcurrent*	1,2 In
corrente termica di breve durata nominale (I th)	*rated short-time thermal current (I th)*	80 In
corrente dinamica nominale (I dyn)	*rated dynamic current (I dyn)*	2,5 x I th
max. potenza dissipata (portata max.)	*max. power dissipation (max range value)*	≤ 30W
temperatura di funzionamento	*operating temperature*	-25 +50 °C
temperatura di magazzinaggio	*storage temperature*	-40 +80 °C
costruzione a norme	*manufactured according to*	IEC/EN 61869-1 IEC/EN 61869-2

TIPO - *Type*

Rapporto *Ratio*	Codice - *Code*							
	VA	Cl. 5P5	VA	Cl. 5P10	VA	Cl. 5P15	VA	Cl. 5P20
800/5A	25	**TAT127800K05**	10	**TAT127800L05**	5	**TAT127800M05**	2,5	**TAT127800N05**
1000/5A	30	**TAT1271K0K05**	12	**TAT1271K0L05**	6	**TAT1271K0M05**	3	**TAT1271K0N05**
1200/5A	35	**TAT1271K2K05**	15	**TAT1271K2L05**	7	**TAT1271K2M05**	3,5	**TAT1271K2N05**
1500/5A	45	**TAT1271K5K05**	16	**TAT1271K5L05**	8	**TAT1271K5M05**	4	**TAT1271K5N05**
2000/5A	55	**TAT1272K0K05**	20	**TAT1272K0L05**	10	**TAT1272K0M05**	5	**TAT1272K0N05**
2500/5A	75	**TAT1272K5K05**	25	**TAT1272K5L05**	12	**TAT1272K5M05**	6	**TAT1272K5N05**
3000/5A	90	**TAT1273K0K05**	30	**TAT1273K0L05**	15	**TAT1273K0M05**	6	**TAT1273K0N05**
4000/5A	120	**TAT1274K0K05**	40	**TAT1274K0L05**	20	**TAT1274K0M05**	8	**TAT1274K0N05**
5000/5A	150	**TAT1275K0K05**	50	**TAT1275K0L05**	25	**TAT1275K0M05**	10	**TAT1275K0N05**

Sono disponibili i trasformatori con secondario 1A e pari prestazioni, i codici di ordinazione sono come in tabella ma con ultima cifra 1

CTs at1A secondary current are also available. The burdens are the same as 5A CTs. The ordering codes are the same as those in the above table but the last figure shall be 1 instead of 5.

Esempio / Example

TA.....05 (secondario/*secondary 5A*) **TA.....01 (secondario/*secondary 1A*)**

DIMENSIONI - *Dimensions*

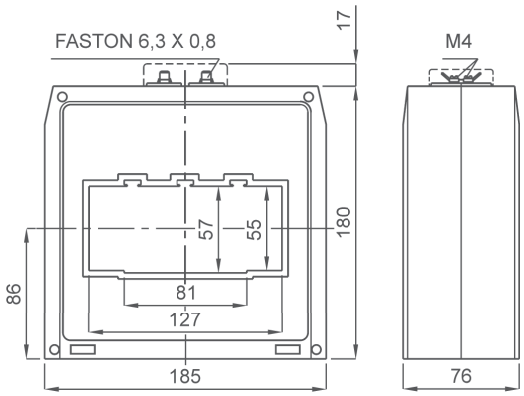

kg 2,5 ...3,3

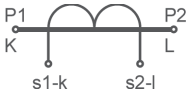

Siglatura morsetti primario e secondario

Primary and secondary connections marking

NOTE - *Note*

ACCESSORI IN DOTAZIONE
- 2 staffe per fissaggio cavo o barra
- serrafilo con faston 6,3x0,8mm per secondario e corto circuito
- cappuccio di protezione per vite fissaggio

SUPPLIED ACCESSORIES
- *cable or busbar fixing set*
- *clamping terminals with faston 6,3x0,8mm for secondary and short-circuit*
- *protective caps for CT fixing*

OPZIONI - *OPTIONS*

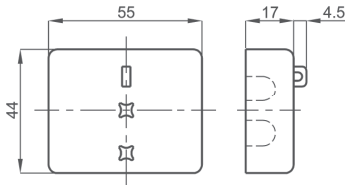

Coprimorsetti sigillabile cod. **9SBMCTA**

Sealable terminals cover cod. ***9SBMCTA***

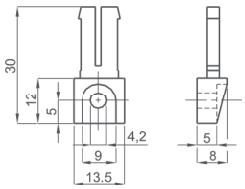

Piedini di fissaggio cod. **9SAMPDC**

Fixing feet cod. ***9SAMPDC***

T.A. DI PROTEZIONE A BARRA PASSANTE 127x55

127x55 Busbar passing protection CTs

TAT127

UKRMETR TEST STANDARD

Kz - Kazakhstan

INPUT: 800A... 5000A

OUTPUT: 5A 1A

DATI TECNICI - *Technical data*

custodia in materiale	*self estinguishing*	
termoplastico autoestinguente	*thermoplastic material*	UL94-V0
frequenza funzionamento	*operating frequency*	50÷60 Hz
tensione di riferimento per l'isolamento	*insulation reference voltage*	0,72 kV
tensione di prova	*test voltage*	3 kV x 1' 50 Hz
isolamento	*insulation*	classe E
grado di protezione	*protection degree*	IP 00
grado di protezione con coprimorsetti	*protection degree with terminal covers*	IP 20
sovracorrente permanente	*continuous overcurrent*	1,2 In
corrente termica di breve durata nominale (I th)	*rated short-time thermal current (I th)*	80 In
corrente dinamica nominale (I dyn)	*rated dynamic current (I dyn)*	2,5 x I th
max. potenza dissipata (portata max.)	*max. power dissipation (max range value)*	≤ 30W
temperatura di funzionamento	*operating temperature*	-25 +50 °C
temperatura di magazzinaggio	*storage temperature*	-40 +80 °C
costruzione a norme	*manufactured according to*	IEC/EN 61869-1 IEC/EN 61869-2

TIPO - *Type*

Rapporto *Ratio*	Codice - *Code*							
	VA	Cl. 5P5	VA	Cl. 5P10	VA	Cl. 5P15	VA	Cl. 5P20
800/5A	25	**TAT127800K05W**	10	**TAT127800L05W**	5	**TAT127800M05W**	2,5	**TAT127800N05W**
1000/5A	30	**TAT1271K0K05W**	12	**TAT1271K0L05W**	6	**TAT1271K0M05W**	3	**TAT1271K0N05W**
1200/5A	35	**TAT1271K2K05W**	15	**TAT1271K2L05W**	7	**TAT1271K2M05W**	3,5	**TAT1271K2N05W**
1500/5A	45	**TAT1271K5K05W**	16	**TAT1271K5L05W**	8	**TAT1271K5M05W**	4	**TAT1271K5N05W**
2000/5A	55	**TAT1272K0K05W**	20	**TAT1272K0L05W**	10	**TAT1272K0M05W**	5	**TAT1272K0N05W**
2500/5A	75	**TAT1272K5K05W**	25	**TAT1272K5L05W**	12	**TAT1272K5M05W**	6	**TAT1272K5N05W**
3000/5A	90	**TAT1273K0K05W**	30	**TAT1273K0L05W**	15	**TAT1273K0M05W**	6	**TAT1273K0N05W**
4000/5A	120	**TAT1274K0K05W**	40	**TAT1274K0L05W**	20	**TAT1274K0M05W**	8	**TAT1274K0N05W**
5000/5A	150	**TAT1275K0K05W**	50	**TAT1275K0L05W**	25	**TAT1275K0M05W**	10	**TAT1275K0N05W**

Sono disponibili i trasformatori con secondario 1A e pari prestazioni, i codici di ordinazione sono come in tabella ma con ultima cifra 1

CTs at1A secondary current are also available. The burdens are the same as 5A CTs. The ordering codes are the same as those in the above table but the last figure shall be 1 instead of 5.

Esempio / Example

TA.....05W (secondario/*secondary 5A*) **TA.....01W (secondario/*secondary 1A*)**

DIMENSIONI - *Dimensions*

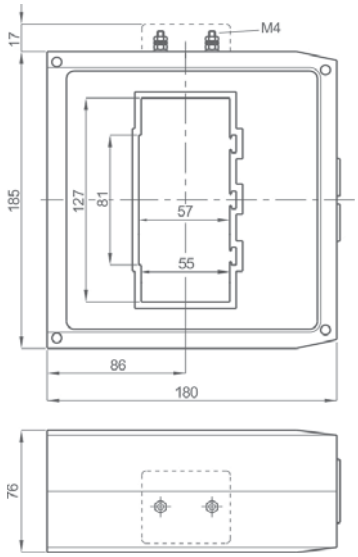

kg 2,5 ...3,3

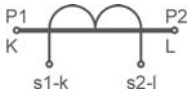

Siglatura morsetti primario e secondario

Primary and secondary connections marking

NOTE - *Note*

ACCESSORI IN DOTAZIONE
- 2 staffe per fissaggio cavo o barra
- serrafilo con faston 6,3x0,8mm per secondario e corto circuito
- cappuccio di protezione per vite fissaggio

SUPPLIED ACCESSORIES
- *cable or busbar fixing set*
- *clamping terminals with faston 6,3x0,8mm for secondary and short-circuit*
- *protective caps for CT fixing*

OPZIONI - *OPTIONS*

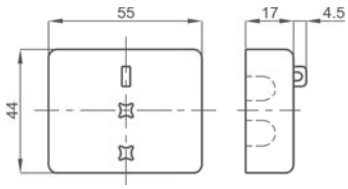

Coprimorsetti sigillabile cod. **9SBMCTA50**

Sealable terminals cover cod. ***9SBMCTA50***

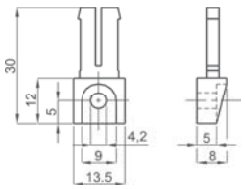

Piedini di fissaggio cod. **9SAMPDC**

Fixing feet cod. ***9SAMPDC***

T.A. DI PROTEZIONE A BARRA PASSANTE 127x85

127x85 Busbar passing protection CTs

TAT128



EAC UKRMETR TEST STANDARD

Kz - Kazakhstan

INPUT: 1000A... 5000A

OUTPUT: 5A 1A

DATI TECNICI - *Technical data*

custodia in materiale	*self estinguishing*	
termoplastico autoestinguente	*thermoplastic material*	UL94-V0
frequenza funzionamento	*operating frequency*	50÷60 Hz
tensione di riferimento per l'isolamento	*insulation reference voltage*	0,72 kV
tensione di prova	*test voltage*	3 kV x 1' 50 Hz
isolamento	*insulation*	classe E
grado di protezione	*protection degree*	IP 00
grado di protezione con coprimorsetti	*protection degree with terminal covers*	IP 20
sovracorrente permanente	*continuous overcurrent*	1,2 In
corrente termica di breve durata nominale (I th)	*rated short-time thermal current (I th)*	80 In
corrente dinamica nominale (I dyn)	*rated dynamic current (I dyn)*	2,5 x I th
max. potenza dissipata (portata max.)	*max. power dissipation (max range value)*	≤40W
temperatura di funzionamento	*operating temperature*	-25 +50 °C
temperatura di magazzinaggio	*storage temperature*	-40 +80 °C
costruzione a norme	*manufactured according to*	IEC/EN 61869-1 IEC/EN 61869-2

TIPO - *Type*

Rapporto *Ratio*	Codice - *Code*					
	VA	Cl. 5P5	VA	Cl. 5P10	VA	Cl. 5P15
1000/5A	30	**TAT1281K0K05**	10	**TAT1281K0L05**	5	**TAT1281K0M05**
1200/5A	35	**TAT1281K2K05**	12	**TAT1281K2L05**	6	**TAT1281K2M05**
1500/5A	40	**TAT1281K5K05**	15	**TAT1281K5L05**	8	**TAT1281K5M05**
2000/5A	60	**TAT1282K0K05**	20	**TAT1282K0L05**	10	**TAT1282K0M05**
2500/5A	70	**TAT1282K5K05**	20	**TAT1282K5L05**	10	**TAT1282K5M05**
3000/5A	80	**TAT1283K0K05**	25	**TAT1283K0L05**	12	**TAT1283K0M05**
4000/5A	100	**TAT1284K0K05**	30	**TAT1284K0L05**	15	**TAT1284K0M05**
5000/5A	40	**TAT1285K0K05**	15	**TAT1285K0L05**	5	**TAT1285K0M05**

Sono disponibili i trasformatori con secondario 1A e pari prestazioni, i codici di ordinazione sono come in tabella ma con ultima cifra 1

CTs at1A secondary current are also available. The burdens are the same as 5A CTs. The ordering codes are the same as those in the above table but the last figure shall be 1 instead of 5.

Esempio / Example

TA.....05 (secondario/*secondary 5A*) **TA.....01 (secondario/*secondary 1A*)**

DIMENSIONI - *Dimensions*

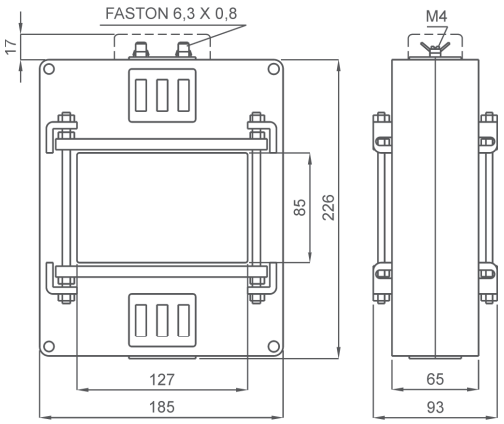

A RICHIESTA: versione con morsetti frontali.

ON REQUEST: *secondary terminals on front side.*

kg 2,3 ...3,5

Siglatura morsetti primario e secondario
Primary and secondary connections marking

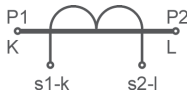

CENTRAGGIO BARRE PRIMARIO - ***CENTERING PRIMARY BARS***

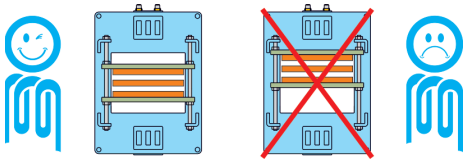

NOTE - *Note*

ACCESSORI IN DOTAZIONE
- sistema fissaggio barre incorporato
- serrafilo con faston 6,3x0,8mm per secondario e corto circuito

SUPPLIED ACCESSORIES
- *built-in busbar fixing system*
- *clamping terminals with faston 6,3x0,8mm for secondary and short-circuit*

OPZIONI - ***OPTIONS***

Coprimorsetti sigillabile cod. **9SBMCTA**
Sealable terminals cover cod. ***9SBMCTA***

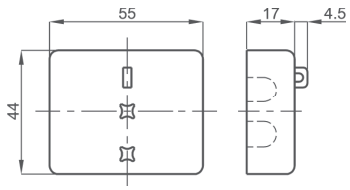

T.A. DI PROTEZIONE A BARRA PASSANTE 127x105

127x105 Busbar passing protection CTs

TAT129



EAC UKRMETR TEST STANDARD

Kz - Kazakhstan

INPUT: 1000A... 6000A

OUTPUT: 5A 1A

DATI TECNICI - *Technical data*

custodia in materiale	*self estinguishing*	
termoplastico autoestinguente	*thermoplastic material*	UL94-V0
frequenza funzionamento	*operating frequency*	50÷60 Hz
tensione di riferimento per l'isolamento	*insulation reference voltage*	0,72 kV
tensione di prova	*test voltage*	3 kV x 1' 50 Hz
isolamento	*insulation*	classe E
grado di protezione	*protection degree*	IP 00
grado di protezione con coprimorsetti	*protection degree with terminal covers*	IP 20
sovracorrente permanente	*continuous overcurrent*	1,2 In
corrente termica di breve durata nominale (I th)	*rated short-time thermal current (I th)*	80 In
corrente dinamica nominale (I dyn)	*rated dynamic current (I dyn)*	2,5 x I th
max. potenza dissipata (portata max.)	*max. power dissipation (max range value)*	≤50W
temperatura di funzionamento	*operating temperature*	-25 +50 °C
temperatura di magazzinaggio	*storage temperature*	-40 +80 °C
costruzione a norme	*manufactured according to*	IEC/EN 61869-1 IEC/EN 61869-2

TIPO - *Type*

Rapporto *Ratio*	Codice - *Code*					
	VA	Cl. 5P5	VA	Cl. 5P10	VA	Cl. 5P15
1000/5A	30	**TAT1291K0K05**	10	**TAT1291K0L05**	5	**TAT1291K0M05**
1200/5A	35	**TAT1291K2K05**	12	**TAT1291K2L05**	6	**TAT1291K2M05**
1500/5A	40	**TAT1291K5K05**	15	**TAT1291K5L05**	8	**TAT1291K5M05**
2000/5A	60	**TAT1292K0K05**	20	**TAT1292K0L05**	10	**TAT1292K0M05**
2500/5A	70	**TAT1292K5K05**	20	**TAT1292K5L05**	10	**TAT1292K5M05**
3000/5A	80	**TAT1293K0K05**	25	**TAT1293K0L05**	12	**TAT1293K0M05**
4000/5A	100	**TAT1294K0K05**	30	**TAT1294K0L05**	15	**TAT1294K0M05**
5000/5A	40	**TAT1295K0K05**	15	**TAT1295K0L05**	5	**TAT1295K0M05**
6000/5A	40	**TAT1296K0K05**	15	**TAT1296K0L05**	5	**TAT1296K0M05**

Sono disponibili i trasformatori con secondario 1A e pari prestazioni, i codici di ordinazione sono come in tabella ma con ultima cifra 1

CTs at1A secondary current are also available. The burdens are the same as 5A CTs. The ordering codes are the same as those in the above table but the last figure shall be 1 instead of 5.

Esempio / Example

TA.....05 (secondario/*secondary 5A*) **TA.....01 (secondario/*secondary 1A*)**

DIMENSIONI - *Dimensions*

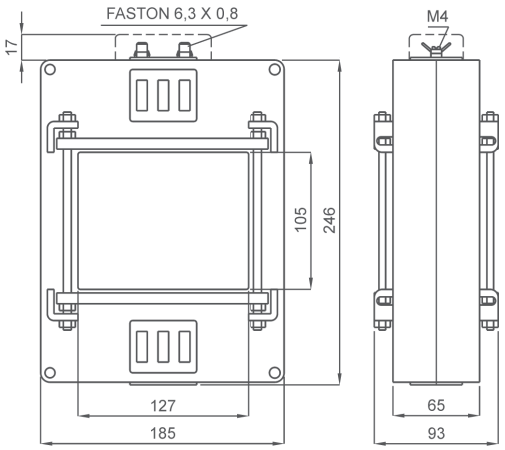

A RICHIESTA: versione con morsetti frontali.

ON REQUEST: *secondary terminals on front side.*

kg 2,3 ...3,5

Siglatura morsetti primario e secondario
Primary and secondary connections marking

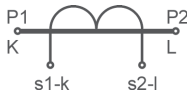

CENTRAGGIO BARRE PRIMARIO - ***CENTERING PRIMARY BARS***

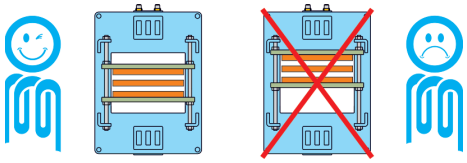

NOTE - *Note*

ACCESSORI IN DOTAZIONE
- sistema fissaggio barre incorporato
- serrafilo con faston 6,3x0,8mm per secondario e corto circuito

SUPPLIED ACCESSORIES
- *built-in busbar fixing system*
- *clamping terminals with faston 6,3x0,8mm for secondary and short-circuit*

OPZIONI - ***OPTIONS***

Coprimorsetti sigillabile cod. **9SBMCTA**
Sealable terminals cover cod. ***9SBMCTA***

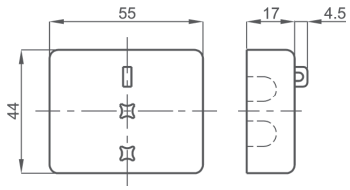

T.A. DI PROTEZIONE A BARRA PASSANTE 165x127

165x127 Busbar passing protection CTs

TAT165



EAC UKRMETR TEST STANDARD

Kz - Kazakhstan

INPUT: 1000A... 8000A

OUTPUT: 5A 1A

DATI TECNICI - *Technical data*

custodia in materiale	*self estinguishing*	
termoplastico autoestinguente	*thermoplastic material*	UL94-V0
frequenza funzionamento	*operating frequency*	50÷60 Hz
tensione di riferimento per l'isolamento	*insulation reference voltage*	0,72 kV
tensione di prova	*test voltage*	3 kV x 1' 50 Hz
isolamento	*insulation*	classe E
grado di protezione	*protection degree*	IP 00
grado di protezione con coprimorsetti	*protection degree with terminal covers*	IP 20
sovracorrente permanente	*continuous overcurrent*	1,2 In
corrente termica di breve durata nominale (I th)	*rated short-time thermal current (I th)*	80 In
corrente dinamica nominale (I dyn)	*rated dynamic current (I dyn)*	2,5 x I th
max. potenza dissipata (portata max.)	*max. power dissipation (max range value)*	≤70W
temperatura di funzionamento	*operating temperature*	-25 +50 °C
temperatura di magazzinaggio	*storage temperature*	-40 +80 °C
costruzione a norme	*manufactured according to*	IEC/EN 61869-1 IEC/EN 61869-2

TIPO - *Type*

Rapporto *Ratio*	Codice - *Code*					
	VA	Cl. 5P5	VA	Cl. 5P10	VA	Cl. 5P15
1000/5A	30	**TAT1651K0K05**	10	**TAT1651K0L05**	5	**TAT1651K0M05**
1200/5A	35	**TAT1651K2K05**	12	**TAT1651K2L05**	6	**TAT1651K2M05**
1500/5A	40	**TAT1651K5K05**	15	**TAT1651K5L05**	8	**TAT1651K5M05**
2000/5A	60	**TAT1652K0K05**	20	**TAT1652K0L05**	10	**TAT1652K0M05**
2500/5A	70	**TAT1652K5K05**	20	**TAT1652K5L05**	10	**TAT1652K5M05**
3000/5A	80	**TAT1653K0K05**	25	**TAT1653K0L05**	12	**TAT1653K0M05**
4000/5A	100	**TAT1654K0K05**	30	**TAT1654K0L05**	15	**TAT1654K0M05**
5000/5A	40	**TAT1655K0K05**	15	**TAT1655K0L05**	5	**TAT1655K0M05**
6000/5A	40	**TAT1656K0K05**	15	**TAT1656K0L05**	5	**TAT1656K0M05**
8000/5A	40	**TAT1658K0K05**	15	**TAT1658K0L05**	5	**TAT1658K0M05**

Sono disponibili i trasformatori con secondario 1A e pari prestazioni, i codici di ordinazione sono come in tabella ma con ultima cifra 1

CTs at1A secondary current are also available. The burdens are the same as 5A CTs. The ordering codes are the same as those in the above table but the last figure shall be 1 instead of 5.

Esempio / Example

TA.....05 (secondario/*secondary 5A*) **TA.....01 (secondario/*secondary 1A*)**

DIMENSIONI - *Dimensions*

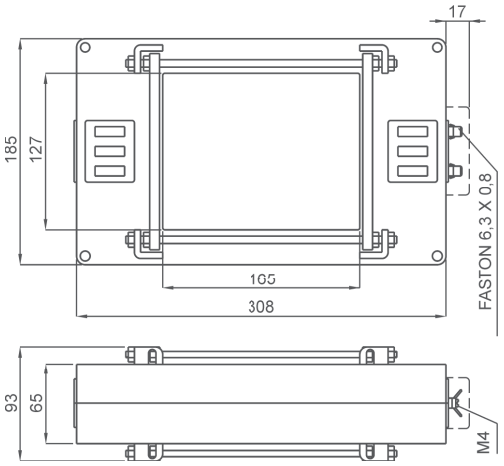

A RICHIESTA: versione con morsetti frontali.

ON REQUEST: *secondary terminals on front side.*

kg 2,3 ...3,5

Siglatura morsetti primario e secondario
Primary and secondary connections marking

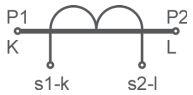

CENTRAGGIO BARRE PRIMARIO - ***CENTERING PRIMARY BARS***

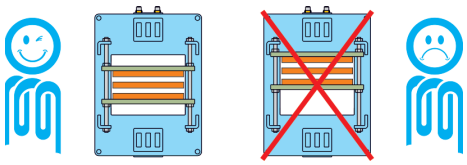

NOTE - *Note*

ACCESSORI IN DOTAZIONE
- sistema fissaggio barre incorporato
- serrafilo con faston 6,3x0,8mm per secondario e corto circuito

SUPPLIED ACCESSORIES
- *built-in busbar fixing system*
- *clamping terminals with faston 6,3x0,8mm for secondary and short-circuit*

OPZIONI - ***OPTIONS***

Coprimorsetti sigillabile cod. **9SBMCTA**
Sealable terminals cover cod. ***9SBMCTA***

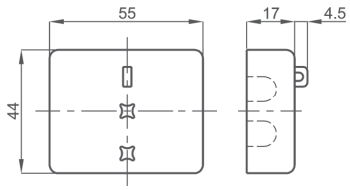

T.A. DI PROTEZIONE A BARRA PASSANTE 225x127

225x127 Busbar passing protection CTs

EAC UKRMETR TEST STANDARD

Kz - Kazakhstan



INPUT: 1000A... 8000A

OUTPUT: 5A 1A

DATI TECNICI - *Technical data*

custodia in materiale	*self estinguishing*	
termoplastico autoestinguente	*thermoplastic material*	UL94-V0
frequenza funzionamento	*operating frequency*	50÷60 Hz
tensione di riferimento per l'isolamento	*insulation reference voltage*	0,72 kV
tensione di prova	*test voltage*	3 kV x 1' 50 Hz
isolamento	*insulation*	classe E
grado di protezione	*protection degree*	IP 00
grado di protezione con coprimorsetti	*protection degree with terminal covers*	IP 20
sovracorrente permanente	*continuous overcurrent*	1,2 In
corrente termica di breve durata nominale (I th)	*rated short-time thermal current (I th)*	80 In
corrente dinamica nominale (I dyn)	*rated dynamic current (I dyn)*	2,5 x I th
max. potenza dissipata (portata max.)	*max. power dissipation (max range value)*	≤95W
temperatura di funzionamento	*operating temperature*	-25 +50 °C
temperatura di magazzinaggio	*storage temperature*	-40 +80 °C
costruzione a norme	*manufactured according to*	IEC/EN 61869-1 IEC/EN 61869-2

TIPO - *Type*

Rapporto *Ratio*	Codice - *Code*					
	VA	Cl. 5P5	VA	Cl. 5P10	VA	Cl. 5P15
1000/5A	30	**TAT2251K0K05**	10	**TAT2251K0L05**	5	**TAT2251K0M05**
1200/5A	35	**TAT2251K2K05**	12	**TAT2251K2L05**	6	**TAT2251K2M05**
1500/5A	40	**TAT2251K5K05**	15	**TAT2251K5L05**	8	**TAT2251K5M05**
2000/5A	60	**TAT2252K0K05**	20	**TAT2252K0L05**	10	**TAT2252K0M05**
2500/5A	70	**TAT2252K5K05**	20	**TAT2252K5L05**	10	**TAT2252K5M05**
3000/5A	80	**TAT2253K0K05**	25	**TAT2253K0L05**	12	**TAT2253K0M05**
4000/5A	100	**TAT2254K0K05**	30	**TAT2254K0L05**	15	**TAT2254K0M05**
5000/5A	40	**TAT2255K0K05**	15	**TAT2255K0L05**	5	**TAT2255K0M05**
6000/5A	40	**TAT2256K0K05**	15	**TAT2256K0L05**	5	**TAT2256K0M05**
8000/5A	40	**TAT2258K0K05**	15	**TAT2258K0L05**	5	**TAT2258K0M05**

Sono disponibili i trasformatori con secondario 1A e pari prestazioni, i codici di ordinazione sono come in tabella ma con ultima cifra 1

CTs at1A secondary current are also available. The burdens are the same as 5A CTs. The ordering codes are the same as those in the above table but the last figure shall be 1 instead of 5.

Esempio / Example

TA.....05 (secondario/*secondary 5A*) **TA.....01 (secondario/*secondary 1A*)**

DIMENSIONI - *Dimensions*

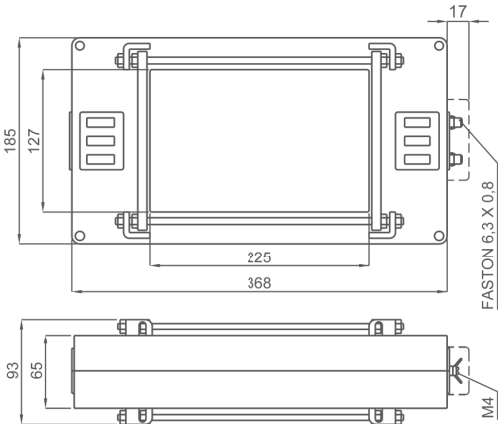

A RICHIESTA: versione con morsetti frontali.

ON REQUEST: *secondary terminals on front side.*

kg 2,3 ...3,5

Siglatura morsetti primario e secondario
Primary and secondary connections marking

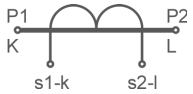

CENTRAGGIO BARRE PRIMARIO - ***CENTERING PRIMARY BARS***

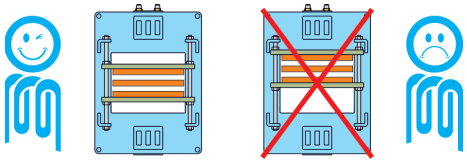

NOTE - *Note*

ACCESSORI IN DOTAZIONE
- sistema fissaggio barre incorporato
- serrafilo con faston 6,3x0,8mm per secondario e corto circuito

SUPPLIED ACCESSORIES
- *built-in busbar fixing system*
- *clamping terminals with faston 6,3x0,8mm for secondary and short-circuit*

OPZIONI - ***OPTIONS***

Coprimorsetti sigillabile cod. **9SBMCTA**
Sealable terminals cover cod. ***9SBMCTA***

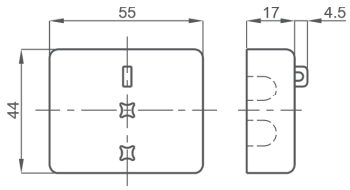

TABELLA RIASSUNTIVA T.A. CON CERTIFICAZIONE UL

UL certified CTs selection table

Pagina - *Page*	11.100	11.101	11.102	11.103	11.104	11.105
TA certificati UL *UL certified CTs*						
Codice - *Code*	**TAT063**	**TAT050**	**TAT081**	**TAT127**		
cavo - *cable*		Ø 50 mm				
barra - *busbar*	63 x 30 mm		81 x 31 mm	127 x 55 mm		
larghezza - *width*	105 mm	117 mm	105 mm	185 mm		
PRESTAZIONI VA - *BURDENS VA*						
A / Cl.	**5P10**	**0,5 - 5P10**	**0,5**	**0,5**	**5P10 (5P5)**	**0,5 - 5P10**
300 A		4 - 2.5	1			
400 A		5 - 2.5	3			
500 A		7.5 - 2.5	5			
600 A		10 - 3	5			
800 A	2.5	10 - 3.5	8			
1000 A	3	12.5 - 5	13			
1200 A	3	10 - 5	16			
1500 A		10 - 2.5	20	25	13	7 - 5
2000 A		12 - 2.5	25	35	16	9 - 6
2500 A		12 - 2.5	30	40	20	11 - 7
3000 A				50	24	13 - 8
4000 A				70	30	15 - 10
5000 A				90	(10)	

T.A. DI PROTEZIONE A BARRA PASSANTE 63x30

63x30 Protection busbar passing CTs

TAT063

DATI TECNICI - *Technical data*

custodia in materiale termoplastico autoestinguente	*self estinguishing thermoplastic material*	UL94-V0
frequenza funzionamento	*operating frequency*	50÷60 Hz
tensione di riferimento per l'isolamento	*insulation reference voltage*	0,6 kV
tensione di prova	*test voltage*	3 kV x 1' 50 Hz
isolamento	*insulation*	classe H
grado di protezione	*protection degree*	IP 00
grado di protezione con coprimorsetti	*protection degree with terminal covers*	IP 20
sovracorrente permanente	*continuous overcurrent*	1,2 In
corrente termica di breve durata nominale (I th)	*rated short-time thermal current (I th)*	60 In
corrente dinamica nominale (I dyn)	*rated dynamic current (I dyn)*	2,5 x I th
massima potenza dissipata (portata max)	*max power dissipation (max range value)*	≤ 16W
temperatura di funzionamento	*operating temperature*	-25 +50 °C
temperatura di magazzinaggio	*storage temperature*	-40 +80 °C
componente riconosciuto UL	UL recognised component	File: E490484
norme di sicurezza	safety standards	UL508 CSA C22.2.NO.14-13
costruzione a norme	*manufactured according to*	IEC/EN 61869-1 IEC/EN 61869-2

TIPO - *Type*

Rapporto *Ratio*	Cl. 5P10	Codice - *Code*
	VA	
800/5A	2.5	**TAT063800L05UL**
1000/5A	3	**TAT0631K0L05UL**
1200/5A	3	**TAT0631K2L05UL**

DIMENSIONI - *Dimensions*

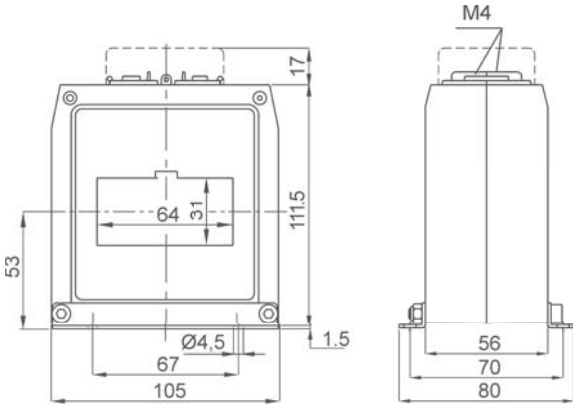

kg 0,55 ...0,75

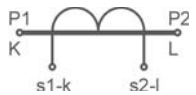

Siglatura morsetti primario e secondario
Primary and secondary connections marking

NOTE - *Note*

ACCESSORI IN DOTAZIONE
- 2 staffe per fissaggio a parete
- serrafilo con faston 6,3x0,8mm per secondario e corto circuito

SUPPLIED ACCESSORIES
- *2 wall fixing bracket*
- *clamping terminals with faston 6,3x0,8mm for secondary and short-circuit*

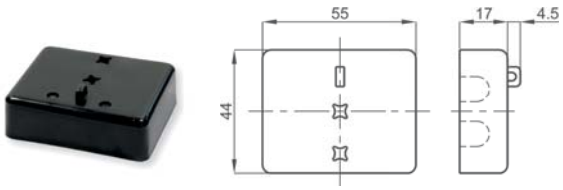

OPZIONE - Coprimorsetti cod. **9SBMCTAUL**
OPTION - Terminals cover cod. ***9SBMCTAUL***

T.A. DI MISURA E PROTEZIONE RESINATO A CAVO PASSANTE Ø50

TAT050

Resin encapsulated Ø50 cable passing measuring and protection CTs

DATI TECNICI - *Technical data*

custodia in materiale termoplastico autoestinguente	*self estinguishing thermoplastic material*	UL94-V0
frequenza funzionamento	*operating frequency*	50÷60 Hz
tensione di riferimento per l'isolamento	*insulation reference voltage*	0,6 kV
tensione di prova isolamento	*test voltage insulation*	3 kV x 1' 50 Hz classe H
grado di protezione	*protection degree*	IP 00
grado di protezione con coprimorsetti	*protection degree with terminal covers*	IP 20
sovracorrente permanente	*continuous overcurrent*	1,2 In
corrente termica di breve durata nominale (I th)	*rated short-time thermal current (I th)*	80 In
corrente dinamica nominale (I dyn)	*rated dynamic current (I dyn)*	2,5 x I th
fattore di sicurezza (misura)	*safety factor (measure)*	N ≤ 5
massima potenza dissipata (portata max)	*max power dissipation (max range value)*	≤ 50W
temperatura di funzionamento	*operating temperature*	-25 +50 °C
temperatura di magazzinaggio	*storage temperature*	-40 +80 °C
componente riconosciuto UL	UL recognised component	File: E490484
norme di sicurezza	safety standards	UL508 CSA C22.2.N0.14-13
costruzione a norme	*manufactured according to*	IEC/EN 61869-1 IEC/EN 61869-2

TIPO - *Type*

Rapporto *Ratio*	Cl. 0,5	Cl. 5P10	Codice - *Code*
	VA	VA	
300/5-5A	4	2.5	**TAT050300L55UL**
400/5-5A	5	2.5	**TAT050400L55UL**
500/5-5A	7.5	2.5	**TAT050500L55UL**
600/5-5A	10	3	**TAT050600L55UL**
800/5-5A	10	3.5	**TAT050800L55UL**
1000/5-5A	12.5	5	**TAT0501K0L55UL**
1200/5-5A	10	5	**TAT0501K2L55UL**
1500/5-5A	10	2.5	**TAT0501K5L55UL**
2000/5-5A	12	2.5	**TAT0502K0L55UL**
2500/5-5A	12	2.5	**TAT0502K5L55UL**

DIMENSIONI - *Dimensions*

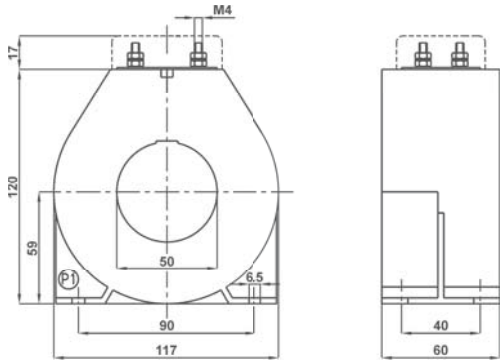

kg 1,10 ...2,15

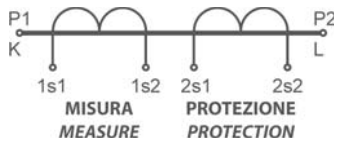

cortocircuitare i morsetti del secondario se non utilizzato
It is required to short-circuit the secondary terminals if not used

Siglatura morsetti primario e secondario
Primary and secondary connections marking

NOTE - *Note*

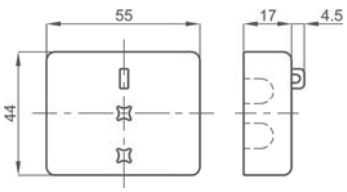

OPZIONE - Coprimorsetti cod. **9SBMCTAUL**
OPTION - Terminals cover cod. ***9SBMCTAUL***

T.A. DI MISURA A BARRA PASSANTE 81x31

81x31 Busbar passing measuring CTs

TAT081

DATI TECNICI - *Technical data*

custodia in materiale	*self estinguishing*	
termoplastico autoestinguente	*thermoplastic material*	UL94-V0
frequenza funzionamento	*operating frequency*	50÷60 Hz
tensione di riferimento per l'isolamento	*insulation reference voltage*	0,6 kV
tensione di prova	*test voltage*	3 kV x 1' 50 Hz
isolamento	*insulation*	classe H
grado di protezione	*protection degree*	IP 00
grado di protezione con coprimorsetti	*protection degree with terminal covers*	IP 20
sovracorrente permanente	*continuous overcurrent*	1,2 In
corrente termica di breve durata nominale (I th)	*rated short-time thermal current (I th)*	60 In
corrente dinamica nominale (I dyn)	*rated dynamic current (I dyn)*	2,5 x I th
fattore di sicurezza	*safety factor*	N ≤ 5
massima potenza dissipata (portata max)	*max power dissipation (max range value)*	≤ 25W
temperatura di funzionamento	*operating temperature*	-25 +50 °C
temperatura di magazzinaggio	*storage temperature*	-40 +80 °C
componente riconosciuto UL	UL recognised component	File: E490484
norme di sicurezza	safety standards	UL508 CSA C22.2.N0.14-13
costruzione a norme	*manufactured according to*	IEC/EN 61869-1 IEC/EN 61869-2

TIPO - *Type*

Rapporto *Ratio*	Cl. 0,5	Codice - *Code*
	VA	
300/5A	1	**TAT081300X05UL**
400/5A	3	**TAT081400X05UL**
500/5A	5	**TAT081500X05UL**
600/5A	5	**TAT081600X05UL**
800/5A	8	**TAT081800X05UL**
1000/5A	13	**TAT0811K0X05UL**
1200/5A	16	**TAT0811K2X05UL**
1500/5A	20	**TAT0811K5X05UL**
2000/5A	25	**TAT0812K0X05UL**
2500/5A	30	**TAT0812K5X05UL**

DIMENSIONI - *Dimensions*

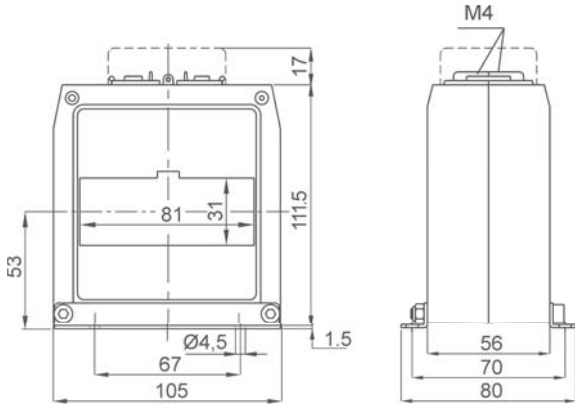

kg 0,55 ...0,75

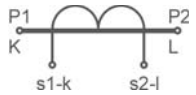

Siglatura morsetti primario e secondario
Primary and secondary connections marking

NOTE - *Note*

ACCESSORI IN DOTAZIONE
- 2 staffe per fissaggioa parete
- serrafilo con faston 6,3x0,8mm per secondario e corto circuito

SUPPLIED ACCESSORIES
- *2 wall fixing bracket*
- *clamping terminals with faston 6,3x0,8mm for secondary and short-circuit*

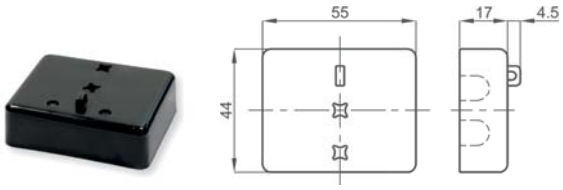

OPZIONE - Coprimorsetti cod. **9SBMCTAUL**
OPTION - Terminals cover cod. ***9SBMCTAUL***

T.A. DI MISURA A BARRA PASSANTE 127x55

127x55 Busbar passing measuring CTs

DATI TECNICI - *Technical data*

custodia in materiale termoplastico autoestinguente	*self estinguishing thermoplastic material*	UL94-V0
frequenza funzionamento	*operating frequency*	50÷60 Hz
tensione di riferimento per l'isolamento	*insulation reference voltage*	0,6 kV
tensione di prova isolamento	*test voltage insulation*	3 kV x 1' 50 Hz classe H
grado di protezione	*protection degree*	IP 00
grado di protezione con coprimorsetti	*protection degree with terminal covers*	IP 20
sovracorrente permanente	*continuous overcurrent*	1,2 In
corrente termica di breve durata nominale (I th)	*rated short-time thermal current (I th)*	80 In
corrente dinamica nominale (I dyn)	*rated dynamic current (I dyn)*	2,5 x I th
fattore di sicurezza	*safety factor*	N ≤ 5
massima potenza dissipata (portata max)	*max power dissipation (max range value)*	≤ 37W
temperatura di funzionamento	*operating temperature*	-25 +50 °C
temperatura di magazzinaggio	*storage temperature*	-40 +80 °C
componente riconosciuto UL	UL recognised component	File: E490484
norme di sicurezza	safety standards	UL508 CSA C22.2.N0.14-13
costruzione a norme	*manufactured according to*	IEC/EN 61869-1 IEC/EN 61869-2

TIPO - *Type*

Rapporto *Ratio*	Cl. 0,5	Codice - *Code*
	VA	
1500/5A	25	**TAT1271K5X05UL**
2000/5A	35	**TAT1272K0X05UL**
2500/5A	40	**TAT1272K5X05UL**
3000/5A	50	**TAT1273K0X05UL**
4000/5A	70	**TAT1274K0X05UL**
5000/5A	90	**TAT1275K0X05UL**

DIMENSIONI - *Dimensions*

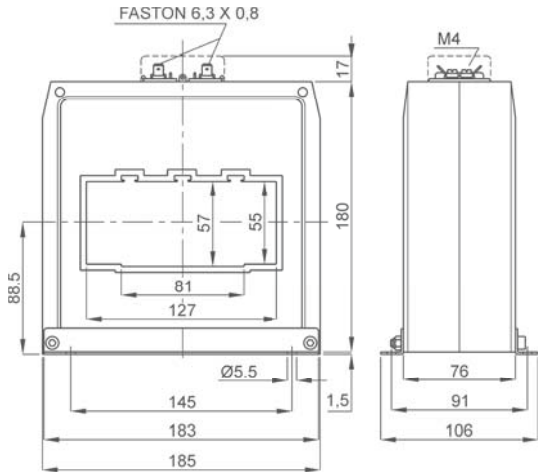

kg 2,5 ...3,3

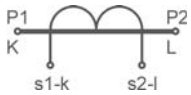

Siglatura morsetti primario e secondario
Primary and secondary connections marking

NOTE - *Note*

ACCESSORI IN DOTAZIONE
- 2 staffe per fissaggio a parete
- serrafilo con faston 6,3x0,8mm per secondario e corto circuito

SUPPLIED ACCESSORIES
- *2 wall fixing bracket*
- *clamping terminals with faston 6,3x0,8mm for secondary and short-circuit*

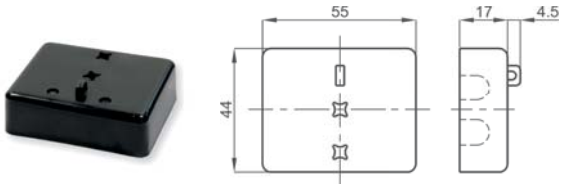

OPZIONE - Coprimorsetti cod. **9SBMCTAUL**
OPTION - Terminals cover cod. ***9SBMCTAUL***

T.A. DI PROTEZIONE A BARRA PASSANTE 127x55

127x55 Protection busbar passing CTs

TAT127

DATI TECNICI - *Technical data*

custodia in materiale	*self estinguishing*	
termoplastico autoestinguente	*thermoplastic material*	UL94-V0
frequenza funzionamento	*operating frequency*	50÷60 Hz
tensione di riferimento per l'isolamento	*insulation reference voltage*	0,6 kV
tensione di prova	*test voltage*	3 kV x 1' 50 Hz
isolamento	*insulation*	classe H
grado di protezione	*protection degree*	IP 20
sovracorrente permanente	*continuous overcurrent*	1,2 In
corrente termica di breve durata nominale (I th)	*rated short-time thermal current (I th)*	80 In
corrente dinamica nominale (I dyn)	*rated dynamic current (I dyn)*	2.5 x I th
massima potenza dissipata (portata max)	*max power dissipation (max range value)*	≤ 36W
temperatura di funzionamento	*operating temperature*	-25 +50 °C
temperatura di magazzinaggio	*storage temperature*	-40 +80 °C
componente riconosciuto UL	UL recognised component	File: E490484
norme di sicurezza	safety standards	UL508
		CSA C22.2.N0.14-13
costruzione a norme	*manufactured according to*	IEC/EN 61869-1
		IEC/EN 61869-2

TIPO - *Type*

Rapporto *Ratio*	Cl. 5P10	Codice - *Code*
	VA	
1500/5A	13	**TAT1271K5L05UL**
2000/5A	16	**TAT1272K0L05UL**
2500/5A	20	**TAT1272K5L05UL**
3000/5A	24	**TAT1273K0L05UL**
4000/5A	30	**TAT1274K0L05UL**

Rapporto *Ratio*	Cl. 5P5	Codice - *Code*
	VA	
5000/5A	10	**TAT1275K0K05UL**

DIMENSIONI - *Dimensions*

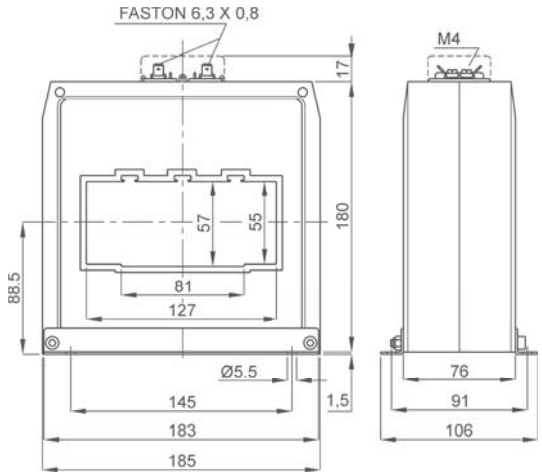

kg 2,5 ...3,3

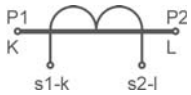

Siglatura morsetti primario e secondario
Primary and secondary connections marking

NOTE - *Note*

ACCESSORI IN DOTAZIONE
- 2 staffe per fissaggio a parete
- serrafilo con faston 6,3x0,8mm per secondario e corto circuito

SUPPLIED ACCESSORIES
- *2 wall fixing bracket*
- *clamping terminals with faston 6,3x0,8mm for secondary and short-circuit*

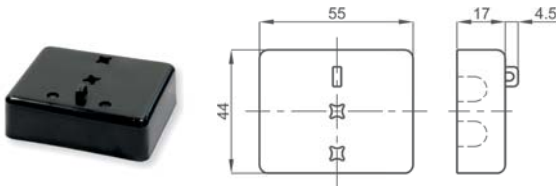

OPZIONE - Coprimorsetti cod. **9SBMCTAUL**
OPTION - Terminals cover cod. ***9SBMCTAUL***

T.A. DI MISURA E PROTEZIONE A BARRA PASSANTE 127x55

TAT127

127x55 Busbar passing measuring and protection CTs

DATI TECNICI - *Technical data*

custodia in materiale termoplastico autoestinguente	*self estinguishing thermoplastic material*	UL94-V0
frequenza funzionamento	*operating frequency*	50÷60 Hz
tensione di riferimento per l'isolamento	*insulation reference voltage*	0,6 kV
tensione di prova isolamento	*test voltage insulation*	3 kV x 1' 50 Hz classe H
grado di protezione	*protection degree*	IP 00
grado di protezione con coprimorsetti	*protection degree with terminal covers*	IP 20
sovracorrente permanente	*continuous overcurrent*	1,2 In
corrente termica di breve durata nominale (I th)	*rated short-time thermal current (I th)*	80 In
corrente dinamica nominale (I dyn)	*rated dynamic current (I dyn)*	2,5 x I th
fattore di sicurezza (misura)	*safety factor (measure)*	N ≤ 5
massima potenza dissipata (portata max)	*max power dissipation (max range value)*	≤ 70W
temperatura di funzionamento	*operating temperature*	-25 +50 °C
temperatura di magazzinaggio	*storage temperature*	-40 +80 °C
componente riconosciuto UL	UL recognised component	File: E490484
norme di sicurezza	safety standards	UL508 CSA C22.2.N0.14-13
costruzione a norme	*manufactured according to*	IEC/EN 61869-1 IEC/EN 61869-2

TIPO - *Type*

Rapporto *Ratio*	Cl. 0,5	Cl. 5P10	Codice - *Code*
	VA	VA	
1500/5-5A	7	5	**TAT1271K5L55UL**
2000/5-5A	9	6	**TAT1272K0L55UL**
2500/5-5A	11	7	**TAT1272K5L55UL**
3000/5-5A	13	8	**TAT1273K0L55UL**
4000/5-5A	15	10	**TAT1274K0L55UL**

DIMENSIONI - *Dimensions*

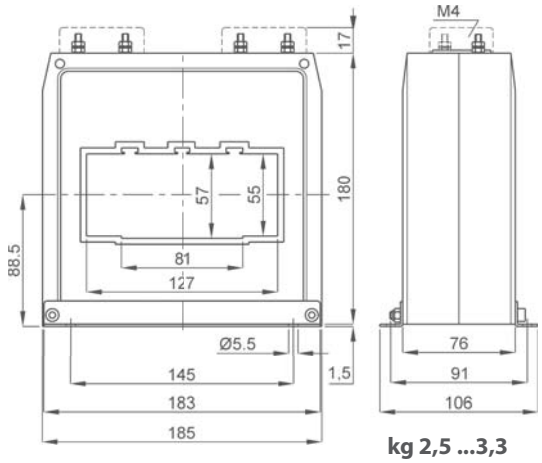

kg 2,5 ...3,3

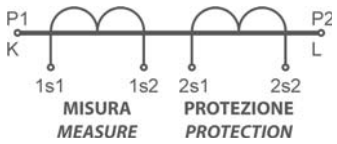

cortocircuitare i morsetti del secondario se non utilizzato
It is required to short-circuit the secondary terminals if not used

Siglatura morsetti primario e secondario
Primary and secondary connections marking

NOTE - *Note*

ACCESSORI IN DOTAZIONE
- 2 staffe per fissaggio a parete
- serrafilo con faston 6,3x0,8mm per secondario e corto circuito

SUPPLIED ACCESSORIES
- *2 wall fixing bracket*
- *clamping terminals with faston 6,3x0,8mm for secondary and short-circuit*

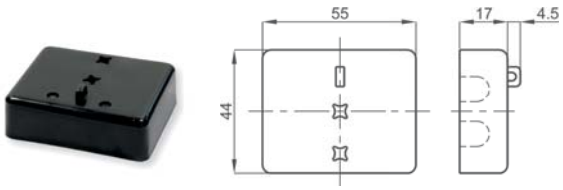

OPZIONE - Coprimorsetti cod. **9SBMCTAUL**
OPTION - Terminals cover cod. ***9SBMCTAUL***

T.A. COMPLETAMENTE PERSONALIZZABILI
Fully customizable CTs



FRER può realizzare TA con caratteristiche dimensionali ed elettriche completamente personalizzabili, anche con secondari multipli, per misura, per protezione e in esecuzione combinata.
Sono utilizzabili in tutti i casi in cui devono essere rispettate caratteristiche elettriche e dimensionali che non rientrano nei casi previsti dalle normali gamme di produzione.
A seguito di una valutazione di fattibilità con la scelta del modello più idoneo da parte dello staff tecnico FRER, verrà realizzata una scheda personalizzata con l'indicazione del codice e delle caratteristiche tecnice.

FRER can manufacture CTs with customizable dimensional and electric characteristics also as multiple secondaries for measuring, for protection even in combined execution.
They can be used in all cases in wich electrical and dimensional characteristics must be respected that do not fall within the cases provided by the standard production range.
After an assessment of feasibility by the FRER Techincal Dept., a customized data sheet will be created for the most suitable model where will be indicated the product code and the technical characteristics.

UKRMETR TEST STANDARD
Kz - Kazakhstan

EAC

TIPO - *Type*

CLASSI REALIZZABILI - *ACHIEVABLE CLASSES*	
MISURA - *MEASURING CLASSES*	**0,5% - 1%**
PRECISIONE - HIGH ACCURACY CLASSES	**0,5S - 0,2% - 0,2S - 0,1**
PROTEZIONE - PROTECTION CLASSES	**5P... - 10P... - PX**

Tipo - *Type*	Codice - *Code*
Nastrato finestra rotonda - *Ring type tape insulated*	**TA0...**
Nastrato finestra rettangolare - *Rectangular type tape insulated*	**TAN...**
Resinato finestra rotonda - *Ring type resin encapsulated*	**TAM...**
Resinato finestra rettangolare - *Rectangular type resin encapsulated*	**TAR...**
In custodia metallica - *Metal case*	**TTS...**

TA0

TAN

TAM

TAR

TTS

FRER SRL - VIALE EUROPA, 12 - 20093 COLOGNO MONZESE (MI) ITALY
TEL (+39) 02 27 30 28 28 FAX (+39) 02 25 39 15 18 frersale@frer.it frerexport@frer.it www.frer.it

SCHEDA TECNICA / DATA SHEET
Trasformatore amperometrico nastrato per uso interno
Tape insulated C.T. for internal installation

DATA/DATE

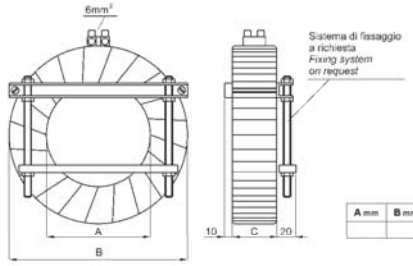

A mm	B mm	C mm	Peso / Weight kg

Cod. TA0_ _ _

Corrente primaria/secondaria nominale	*Rated primary/secon*	/ A
Classe di precisione o protezione	*Accuracy class or pr*	cl.
Prestazione nominale	*Rated burden*	VA
F.e.m. nominale nel punto di ginocchio	*Rated knee point e.m*	Ek ±10% V
Resistenza avvolgimento secondario	*Secondary winding r*	Ω ±10%(@75°C)
Errore di rapporto spire (Classe Px)	*Turns ratio error (Px*	εt ≤±0,25%
Frequenza di funzionamento	*Operating frequency*	50...60 Hz
Tensione di riferimento per l'isolamento	*Insulation reference*	0,72 kV
Tensione di prova	*Test voltage*	3 kV x 1' a 50 Hz
Corrente termica di breve durata nomin.	*Rated short-time ther*	x In
Corrente dinamica nominale	*Rated dynamic curre*	2,5 x ith
Temperatura di funzionamento	*Operating temperatu*	-25 + 50° C
Temperatura di magazzinaggio	*Storage temperature*	-40 + 80° C

OPZIONI a richiesta (con sovrapprezzo) / ***OPTIONAL on req***
Sistema di fissaggio / *Fixing system*
Impregnazione con resina / *Resin impregnatio*

FRER SRL - VIALE EUROPA, 12 - 20093 COLOGNO MONZESE (MI) ITALY
TEL (+39) 02 27 30 28 28 FAX (+39) 02 25 39 15 18 frersale@frer.it frerexport@frer.it www.frer.it

SCHEDA TECNICA / DATA SHEET
Trasformatore amperometrico resinato per uso interno
Resin C.T. for internal installation

DATA/DATE

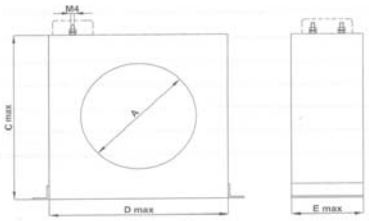

Cod. TAM_ _ _ _ _ _ _ _ _O

A mm	C mm	D mm	E mm	Peso / Weight kg

ed primary/secondary current		/ A
curacy class or protection		cl.
ed burden		VA
ed knee point e.m.f.	Ek ±10%	V
condary winding resistance		Ω ±10%(@75°C)
ns ratio error (Px class)		εt ≤±0,25%
erating frequency		50...60 Hz
ulation reference voltage		0,72 kV
t voltage		3 kV x 1' a 50 Hz
ed short-time thermal current		x In
ed dynamic current		2,5 x ith
erating temperature		-25 + 50° C
rage temperature		-40 + 80° C
alable terminals cover		Incluso/Included
ing system		Incluso/Included
NFORMITY CERTIFICATE		Incluso/Included

TIONAL on request (with extraprice)
rminals position to be specified if different
condary with cable ends (2 mt length)
ulation voltage 1,2kV - Test Voltage 6kV
ST REPORT
GNETIZATION CURVE

OFI_TAM.doc

FRER SRL - VIALE EUROPA, 12 - 20093 COLOGNO MONZESE (MI) ITALY
TEL (+39) 02 27 30 28 28 FAX (+39) 02 25 39 15 18 frersale@frer.it frerexport@frer.it www.frer.it

SCHEDA TECNICA / DATA SHEET
Trasformatore amperometrico resinato per uso interno
Resin C.T. for internal installation

DATA/DATE

VERSIONE CON PASS BARRA ORIZZONTALE
HORIZONTAL BUS BAR PASSING VERSION

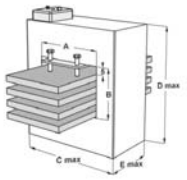

Cod. TAR_ _ _ _ _ _ _ _ _O

VERSIONE CON PASS BARRA VERTICALE
VERTICAL BUS BAR PASSING VERSION

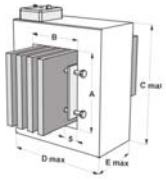

Cod. TAR_ _ _ _ _ _ _ _ _V

A mm	B mm	C mm	D mm	E mm	Peso / Weight kg

Corrente primaria/secondaria nominale	*Rated primary/secondary current*	/ A
Classe di precisione o protezione	*Accuracy class or protection*	cl.
Prestazione nominale	*Rated burden*	VA
F.e.m. nominale nel punto di ginocchio	*Rated knee point e.m.f.*	Ek ±10% V
Resistenza avvolgimento secondario	*Secondary winding resistance*	Ω ±10%(@75°C)
Errore di rapporto spire (Classe Px)	*Turns ratio error (Px class)*	εt ≤±0,25%
Frequenza di funzionamento	*Operating frequency*	50...60 Hz
Tensione di riferimento per l'isolamento	*Insulation reference voltage*	0,72 kV
Tensione di prova	*Test voltage*	3 kV x 1' a 50 Hz
Corrente termica di breve durata nomin.	*Rated short-time thermal current*	x In
Corrente dinamica nominale	*Rated dynamic current*	2,5 x ith
Temperatura di funzionamento	*Operating temperature*	-25 + 50° C
Temperatura di magazzinaggio	*Storage temperature*	-40 + 80° C
Coprimorsetto sigillabile	*Sealable terminals cover*	Incluso/Included
Sistema di fissaggio	*Fixing system*	Incluso/Included
CERTIFICATO DI CONFORMITA'	*CONFORMITY CERTIFICATE*	Incluso/Included

OPZIONI a richiesta (con sovrapprezzo) / ***OPTIONAL on request (with extraprice)***
Posizione morsetti, specificare se diversa / *Terminals position to be specified if different*
Secondari a fili uscenti lung. 2 mt / *Secondary with cable ends (2 mt length)*
Tensione Isol.1,2kV - Tensione di prova 6kV / *Insulation voltage 1,2kV - Test Voltage 6kV*
RAPPORTO di PROVA / *TEST REPORT*
CURVA DI MAGNETIZZAZIONE / *MAGNETIZATION CURVE*

OFI_TAR.doc

FRER SRL - VIALE EUROPA, 12 - 20093
TEL (+39) 02 27 30 28 28 FAX (+39) 02 25 39 15 18 frersale@fre

SCHEDA TECNICA / DATA SHEET
Trasformatore amperometrico nastrato per uso intern
Tape insulated C.T. for internal installation

VERSIONE CON PASS BARRA ORIZZONTALE
HORIZONTAL BUS BAR PASSING VERSION

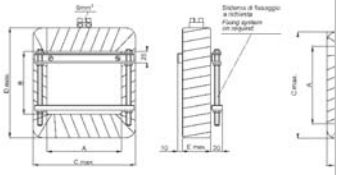

Cod. TAN_ _ _ _ _ _ _ _ _O

Cod. TAN_ _ _ _ _ _ _ _ _V

A mm	B mm	C mm	D mm	E mm	Peso / Weight kg

Corrente primaria/secondaria nominale	*Rated primary/secondary current*	/ A
Classe di precisione o protezione	*Accuracy class or protection*	cl.
Prestazione nominale	*Rated burden*	VA
F.e.m. nominale nel punto di ginocchio	*Rated knee point e.m.f.*	Ek ±10% V
Resistenza avvolgimento secondario	*Secondary winding resistance*	Ω ±10%(@75°C)
Errore di rapporto spire (Classe Px)	*Turns ratio error (Px class)*	εt ≤±0,25%
Frequenza di funzionamento	*Operating frequency*	50...60 Hz
Tensione di riferimento per l'isolamento	*Insulation reference voltage*	0,72 kV
Tensione di prova	*Test voltage*	3 kV x 1' a 50 Hz
Corrente termica di breve durata nomin.	*Rated short-time thermal current*	x In
Corrente dinamica nominale	*Rated dynamic current*	2,5 x ith
Temperatura di funzionamento	*Operating temperature*	-25 + 50° C
Temperatura di magazzinaggio	*Storage temperature*	-40 + 80° C

OPZIONI a richiesta (con sovrapprezzo) / ***OPTIONAL on request (with extraprice)***
Sistema di fissaggio / *Fixing system*
Impregnazione con resina / *Resin impregnation*

OFI_TAN.doc

DPA, 12 - 20093 COLOGNO MONZESE (MI) ITALY
18 frersale@frer.it frerexport@frer.it www.frer.it

SHEET
r uso interno
ion

DATA/DATE

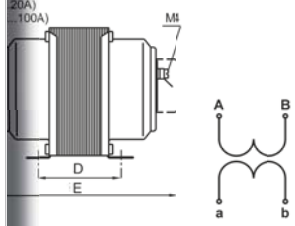

Code	A mm	B mm	C mm	D mm	E mm	Peso / Weight
TTS050	104	90	70	70	150	2,9 Kg
TTS020	104	90	70	85	166	4,1 Kg
TTS050	125	105	80	96	187	6,0 Kg
TTS100	155	130	102	100	205	8,0 Kg

Cod. TTS _ _ _ _ _ _ _ _ _

Corrente primaria/secondaria nominale	*Rated primary/secondary current*	/ A
Classe di precisione o protezione	*Accuracy class or protection*	cl.
Prestazione nominale	*Rated burden*	VA
F.e.m. nominale nel punto di ginocchio	*Rated knee point e.m.f.*	Ek ±10% V
Resistenza avvolgimento secondario	*Secondary winding resistance*	Ω ±10%(@75°C)
Errore di rapporto spire (ClassePx)	*Turns ratio error (Px class)*	εt ≤±0,25%
Frequenza di funzionamento	*Operating frequency*	50...60 Hz
Tensione di riferimento per l'isolamento	*Insulation reference voltage*	0,72 kV
Tensione di prova	*Test voltage*	3 kV x 1' a 50 Hz
Corrente termica di breve durata nomin.	*Rated short-time thermal current*	x In
Corrente dinamica nominale	*Rated dynamic current*	2,5 x ith
Temperatura di funzionamento	*Operating temperature*	-25 + 50° C
Temperatura di magazzinaggio	*Storage temperature*	-40 + 80° C

OPZIONI a richiesta (con sovrapprezzo) / ***OPTIONAL on request (with extraprice)***
Coprimorsetti / *Terminals cover*

OFI_TTS.doc

DATI TECNICI - *Technical data*

frequenza funzionamento	*operating frequency*	50÷60 Hz
autoconsumo minimo	*min. rated burden*	2VA a ingresso/*each input*
tensione di riferimento per l'isolamento	*insulation reference voltage*	0,72 kV
tensione di prova	*test voltage*	3 kV x 1' 50 Hz
isolamento	*insulation*	classe E
grado di protezione	*protection degree*	IP 30
sovracorrente permanente	*continuous overcurrent*	1,2 In
corrente termica di breve durata nominale (I th)	*rated short-time thermal current (I th)*	60 In
corrente dinamica nominale (I dyn)	*rated dynamic current (I dyn)*	2,5 x I th
fattore di sicurezza	*safety factor*	N ≤ 5 - TASC10... N ≤ 10 - TAS020... N ≤ 10 - TAS040...
temperatura di funzionamento	*operating temperature*	-25 +50 °C
temperatura di magazzinaggio	*storage temperature*	-40 +80 °C
costruzione a norme	*manufactured according to*	IEC/EN 61869-1 IEC/EN 61869-2

TIPO - *Type*

Tipo *Type*	Rapporto *Ratio*	Cl. 0,5	Cl. 1	5P10	Codice - *Code*
		VA	VA	VA	
TASC10	5+5/5A	10	20	/	**TASC102P5X05**
	5+5+5/5A	10	20	/	**TASC103P5X05**
	5+5+5+5/5A	10	20	/	**TASC104P5X05**
	5+5+5+5+5/5A	10	20	/	**TASC105P5X05**
	5+5+5+5+5+5/5A	10	20	/	**TASC106P5X05**
TAS020	5+5/5A	20	40	10	**TAS0202P5X05**
	5+5+5/5A	20	40	10	**TAS0203P5X05**
	5+5+5+5/5A	20	40	10	**TAS0204P5X05**
TAS040	5+5/5A	40	80	15	**TAS0402P5X05**
	5+5+5/5A	40	80	15	**TAS0403P5X05**
	5+5+5+5/5A	40	80	15	**TAS0404P5X05**

A RICHIESTA:
- versioni per correnti 1A (codici di ordinazione da richiedere)
- ingressi derivanti da TA con rapporti di trasformazione diversi tra loro (da comunicare)

ON REQUEST:
- 1A current versions (ordering codes to be required)
- input from CT's with different ratios to be specified

DIMENSIONI - *Dimensions*

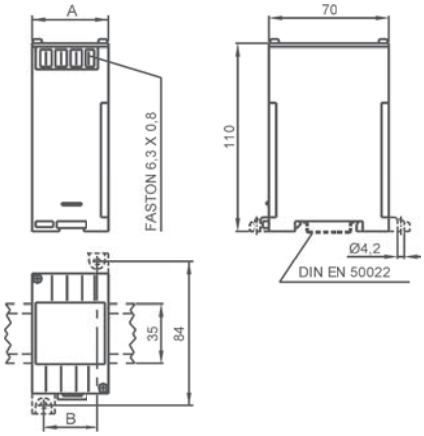

TASC102...
TASC103...
A=45mm - kg 0,600

TASC104...
TASC105...
TASC106...
A=100mm - kg 1,500

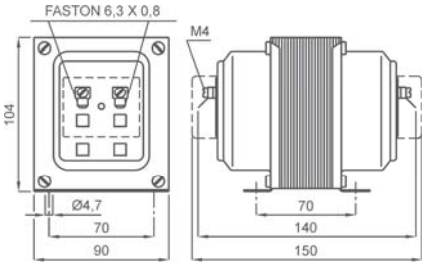

TAS020...
TAS040...
kg 2,800 - 3,400

NOTE - *Note*

ACCESSORI IN DOTAZIONE (TAS020 - TAS040)
- Serrafilo con faston 6,3x0,8mm per primario e secondario

SUPPLIED ACCESSORIES (TAS020 - TAS040)
- clamping terminals with faston 6,3x0,8mm for primary and secondary

OPZIONI - *OPTIONS*
(TAS020-TAS040)

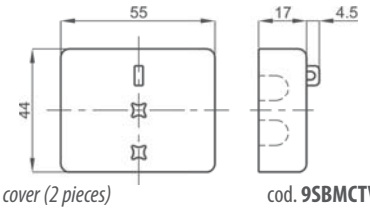

- Coppia coprimorsetti / *Terminals cover (2 pieces)* cod. **9SBMCTV**
- Coppia coprimorsetti sigillabile/ *Sealable terminals covers(2 pieces)* cod. **9SBMCTVS**

DATI TECNICI - *Technical data*

custodia in materiale termoplastico autoestinguente	*self estinguishing thermoplastic material*	UL94-V0
frequenza funzionamento	*operating frequency*	50÷60 Hz
tensione di riferimento per l'isolamento	*insulation reference voltage*	0,72 kV
tensione di prova	*test voltage*	3 kV x 1' 50 Hz
isolamento	*insulation*	classe E
grado di protezione	*protection degree*	IP 30
sovracorrente permanente	*continuous overcurrent*	1,2 In
corrente termica di breve durata nominale (I th)	*rated short-time thermal current (I th)*	60 In
corrente nominale dinamica (I dyn)	*rated dynamic current (I dyn)*	2,5 x Ith
fattore di sicurezza	*safety factor*	N ≤ 5
temperatura di funzionamento	*operating temperature*	-25 +50 °C
temperatura di magazzinaggio	*storage temperature*	-40 +80 °C
costruzione a norme	*manufactured according to*	IEC/EN 61869-1 IEC/EN 61869-2

TIPO - *Type*

MISURA - MEASURING				
Corrente primaria *Primary current*	Corrente secondaria *Secondary current*	**cl.0,5**	**cl.1**	Codice - *Code*
		VA	VA	
0,1... 5A	0,1... 5A	1... 5	2... 10	**TAC005**
0,1... 15A	0,1... 5A	2... 10	4... 20	**TAC010**
0,1... 15A	0,1... 5A	4... 20	8... 40	**TAC020**

PROTEZIONE - PROTECTION						
Corrente primaria *Primary current*	Corrente secondaria *Secondary current*	**5P5**	**5P10**	**5P15**	**5P20**	Codice - *Code*
		VA	VA	VA	VA	
1... 100A	1 o/*or* 5A	10	8	5	3	**TTS010**
1... 100A	1 o/*or* 5A	20	15	8	6	**TTS020**
1... 100A	1 o/*or* 5A	40	30	15	10	**TTS050**
1... 100A	1 o/*or* 5A	60	40	20	15	**TTS100**

DIMENSIONI - *Dimensions*

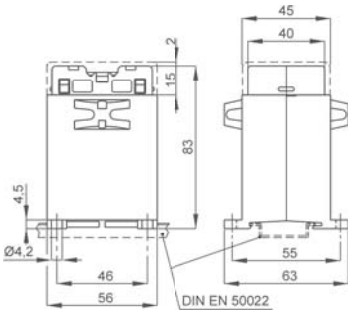

TAC005 **kg 0,30 ...0,35**

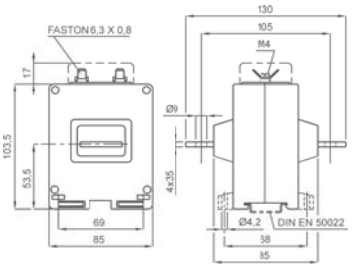

TAC010 - TAC020
kg 0,70 ...0,90

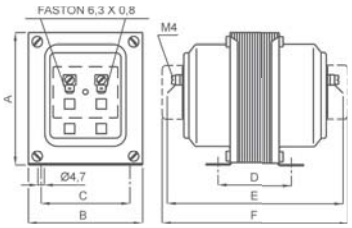

Code	A	B	C	D	E	F	kg
TTS010	104	90	70	70	140	150	3,0
TTS020	104	90	70	85	156	166	4,0
TTS050	125	105	80	96	177	187	6.0
TTS100	155	130	102	100	195	205	8,0

T.A. SATURABILI PER RELE' TERMICI

Saturable CTs for thermal relays

TAC...F01 -TAC...D01

EAC UKRMETR TEST STANDARD

Kz - Kazakhstan

DATI TECNICI - *Technical data*

custodia in materiale	*self estinguishing*	
termoplastico autoestinguente	*thermoplastic material*	UL94-V0
frequenza funzionamento	*operating frequency*	50÷60 Hz
tensione di riferimento per l'isolamento	*insulation reference voltage*	0,72 kV
tensione di prova	*test voltage*	3 kV x 1' 50 Hz
isolamento	*insulation*	classe E
corrente secondaria	*secondary current*	1 A
prestazioni	*burdens*	2 VA
classe di precisione	*accuracy class*	3%
grado di protezione	*protection degree*	IP 20
corrente termica di breve durata nominale (I th)	*rated short-time thermal current (I th)*	80 In
corrente dinamica nominale (I dyn)	*rated dynamic current (I dyn)*	2,5 x I th
fattore di sicurezza	*safety factor*	N ≤ 5
temperatura di funzionamento	*operating temperature*	-25 +50 °C
temperatura di magazzinaggio	*storage temperature*	-40 +80 °C
costruzione a norme	*manufactured according to*	IEC/EN 61869-1 IEC/EN 61869-2
terminali secondari integrati	*integrated secondary terminals*	6mm²

TIPO - *Type*

Corrente primaria *Primary current*	Avviamento *Starting*	Saturazione *Saturation*	Codice - *Code*
1÷25A da precisare *to be specified*	Normale - *Normal*	3,5÷4,5 In	**TAC005XXXD01**
	Pesante - *Heavy*	1,3÷2,5 In	**TAC005XXXF01**
30÷80A da precisare *to be specified*	Normale - *Normal*	3,5÷4,5 In	**TAC021XXXD01**
	Pesante - *Heavy*	1,3÷2,5 In	**TAC022XXXF01**
100÷150A da precisare *to be specified*	Normale - *Normal*	3,5÷4,5 In	**TAC022XXXD01**
	Pesante - *Heavy*	1,3÷2,5 In	**TAC032XXXF01**
150÷500A da precisare *to be specified*	Normale - *Normal*	3,5÷4,5 In	**TAC032XXXD01**
	Pesante - *Heavy*	1,3÷2,5 In	**TAC032XXXF01**

DIMENSIONI - *Dimensions*

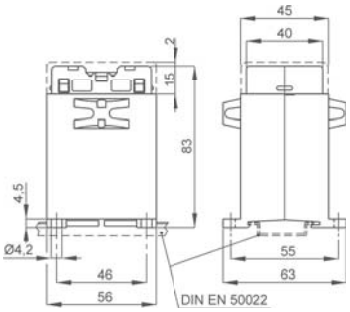

TAC005... kg 0,30 ...0,40

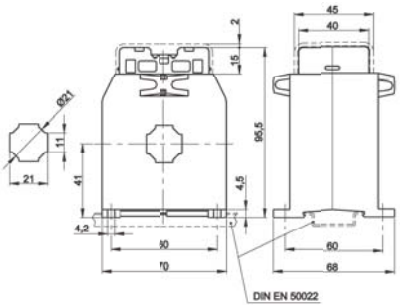

TAC021... kg 0,50 ...0,70

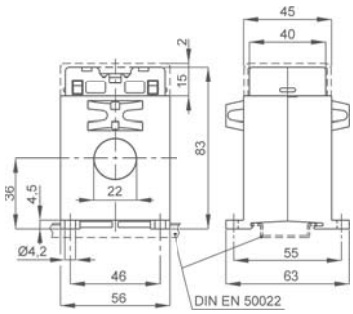

TAC022... kg 0,25 ...0,30

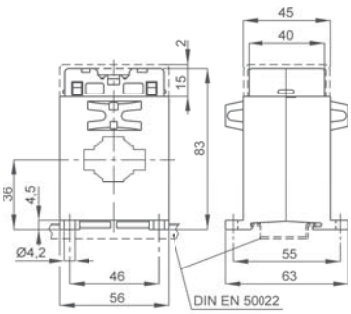

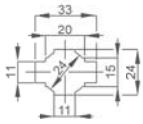

TAC032... kg 0,25 ...0,30

NOTE - *Note*

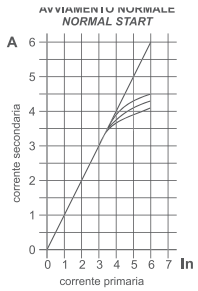

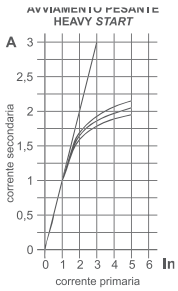

ACCESSORI IN DOTAZIONE
- sistema fissaggio barre

SUPPLIED ACCESSORIES
- busbar fixing system

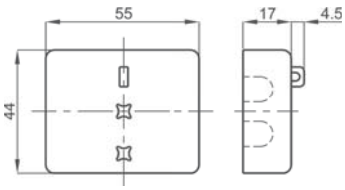

OPZIONE - Coprimorsetti cod. **9SBMCTA**
OPTION - Terminals cover cod. ***9SBMCTA***

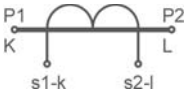

Siglatura morsetti primario e secondario
Primary and secondary connections marking

DATI TECNICI - *Technical data*

custodia in materiale termoplastico autoestinguente	*self estinguishing thermoplastic material*	UL94-V0
frequenza funzionamento	*operating frequency*	40÷400 Hz
tensione di riferimento per l'isolamento	*insulation reference voltage*	0,72 kV
tensione di prova	*test voltage*	3 kV x 1' 50 Hz (4kV*)
isolamento	*insulation*	classe E
grado di protezione	*protection degree*	IP 20
sovracorrente permanente	*continuous overcurrent*	1,2 In (2 In *)
corrente termica di breve durata nominale (I th)	*rated short-time thermal current (I th)*	10 In x 1sec. *
temperatura di funzionamento	*operating temperature*	-25 +50 °C
temperatura di magazzinaggio	*storage temperature*	-40 +80 °C
costruzione a norme	*manufactured according to*	IEC/EN 61869-1 IEC/EN 61869-2
terminali secondari integrati	*integrated secondary terminals*	6mm² (no *)

* solo per /only for 9XTMUNITAV037

TIPO - *Type*

Corrente primaria *Primary current*	Corrente secondaria *Secondary current*	Codice - *Code*
10A	1500 Spire - *Turns*	**9XTMUNITAV037**
20÷100A da precisare *to be specified*	0,05A (max.100A) 0,1A 0,2A 0,4 A 0,5A 0,6 A da precisare *to be specified*	**TTS017**
60÷200A da precisare *to be specified*		**TTS022**
40÷150A da precisare *to be specified*		**TTS023**
250÷600A da precisare *to be specified*		**TTS040**

Classe e Prestazioni - *Accuracy class and burdens*

Portata *Range*	TTS017		TTS022		TTS023		TTS040	
	VA	Cl.	VA	Cl.	VA	Cl.	VA	Cl.
20 A	1	3						
25 A	1	3						
30 A	1	3						
40 A	1	1			1	3		
50 A	1.5	1			1	3		
60 A	2.5	1	1	1	1.5	3		
100 A	3	1	1.5	0.5	2	1		
150 A			3.5	0.5	2.5	0.5		
200 A			5	0.5				
250 A							5	0.5
300 A							5	0.2
400 A							6	0.2
500 A							8	0.2
600 A							10	0.2

DIMENSIONI - *Dimensions*

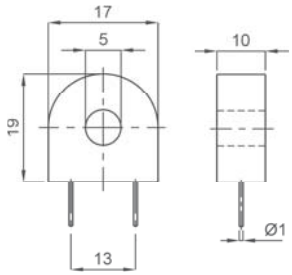

9XTMUNITAV037

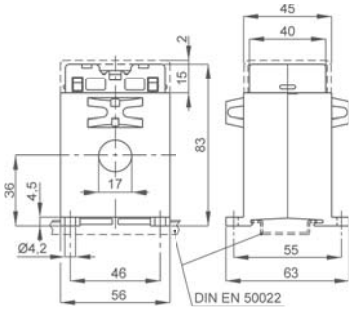

TTS017

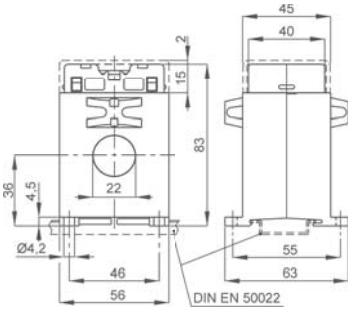

TTS022

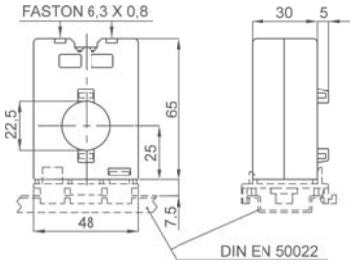

TTS023

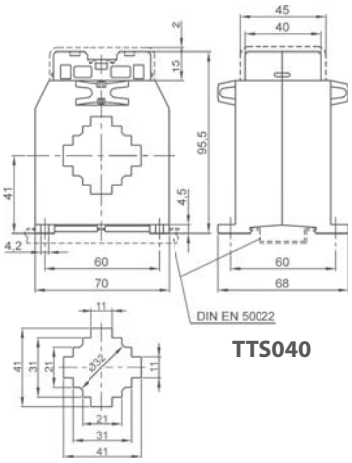

TTS040

TABELLA RIASSUNTIVA T.V. DI MISURA

Measuring VTs selection table

Pagina - *Page*	11.114	11.115	11.116		11.117		11.118		11.119		11.120		11.121		11.122	
TV DI MISURA *Measuring VTs*																
Codice - *Code*	TTV003	TTV006	TTV007		TTV010		TTV020		TTV050		TTV100		TTV126		TTV157	
PRESTAZIONI VA - *BURDENS VA*																
V / Cl.	1	1	0,5	1	0,5	1	0,5	1	0,5	1	0,5	1	0,5	1	0,5	1
100/100 V	3	6	7	14	10	20	20	40	50	100	100	200				
110/100 V	3	6	7	14	10	20	20	40	50	100	100	200				
115/100 V	3	6	7	14	10	20	20	40	50	100	100	200				
220/100 V	3	6	7	14	10	20	20	40	50	100	100	200				
230/100 V	3	6	7	14	10	20	20	40	50	100	100	200				
380/100 V	3	6	7	14	10	20	20	40	50	100	100	200				
400/100 V	3	6	7	14	10	20	20	40	50	100	100	200				
440 /100 V	3	6	7	14	10	20	20	40	50	100	100	200				
500/100 V	3	6	7	14	10	20	20	40	50	100	100	200				
600/100 V			7	14	10	20	20	40	50	100	100	200				
690/100V			7	14	10	20	20	40	50	100	100	200				
720/100 V													50	100	100	200
750/100 V													50	100	100	200
800/100 V							20	40	50	100	100	200	50	100	100	200
850/100 V													50	100	100	200
900/100 V													50	100	100	200
950/100 V													50	100	100	200
1000 /100 V							20	40	50	100	100	200	50	100	100	200
1050/100 V													50	100	100	200
1100/100 V													50	100	100	200
1150/100 V													50	100	100	200
1200/100 V													50	100	100	200
100:√3/100:√3 V	1,5	3	3,5	7	5	10	8	16	25	50	50	100				
110:√3/100:√3 V	1,5	3	3,5	7	5	10	8	16	25	50	50	100				
115:√3/100:√3 V	1,5	3	3,5	7	5	10	8	16	25	50	50	100				
220:√3/100:√3 V	1,5	3	3,5	7	5	10	8	16	25	50	50	100				
230:√3/100:√3 V	1,5	3	3,5	7	5	10	8	16	25	50	50	100				
380:√3/100:√3 V	1,5	3	3,5	7	5	10	8	16	25	50	50	100				
400:√3/100:√3 V	1,5	3	3,5	7	5	10	8	16	25	50	50	100				
440:√3/100:√3 V	1,5	3	3,5	7	5	10	8	16	25	50	50	100				
500:√3/100:√3 V	1,5	3	3,5	7	5	10	8	16	25	50	50	100				
600:√3/100:√3 V			3,5	7	5	10	8	16	25	50	50	100				
690:√3/100:√3 V			3,5	7	5	10	8	16	25	50	50	100				
720:√3/100:√3 V													25	50	50	100
750:√3/100:√3 V													25	50	50	100
800:√3/100:√3 V							8	16	25	50	50	100	25	50	50	100
850:√3/100:√3 V													25	50	50	100
900:√3/100:√3 V													25	50	50	100
950:√3/100:√3 V													25	50	50	100
1000:√3/100:√3 V							8	16	25	50	50	100	25	50	50	100
1050:√3/100:√3 V													25	50	50	100
1100:√3/100:√3 V													25	50	50	100
1150:√3/100:√3 V													25	50	50	100
1200:√3/100:√3 V													25	50	50	100

EAC
Kz - Kazakhstan

DATI TECNICI - *Technical data*

custodia in materiale termoplastico autoestinguente	*self estinguishing thermoplastic material*	UL94-V0
frequenza funzionamento	*operating frequency*	50÷60 Hz
tensione di riferimento per l'isolamento	*insulation reference voltage*	0,72 kV
tensione di prova	*test voltage*	3 kV x 1' 50 Hz
isolamento	*insulation*	classe E
grado di protezione	*protection degree*	IP20
fattore di tensione	*rated voltage factor*	1,2 continuativo / *continuous*
potenza termica	*thermal power*	6 volte prestazione nominale *6 times of rated burden*
temperatura di funzionamento	*operating temperature*	-25 +50 °C
temperatura di magazzinaggio	*storage temperature*	-40 +80 °C
costruzione a norme	*manufactured according to*	IEC/EN 61869-1 IEC/EN 61869-3
terminali primari e secondari	*primary and secondary terminals*	integrati/*integrated* 6 mm²

TIPO - *Type*

Rapporto *Ratio*	Cl. 1 VA	Codice - *Code*
100/100 V	3	**TTV003100XCO**
110/100 V	3	**TTV003110XCO**
115/100 V	3	**TTV003115XCO**
220/100 V	3	**TTV003220XCO**
230/100 V	3	**TTV003230XCO**
380/100 V	3	**TTV003380XCO**
400/100 V	3	**TTV003400XCO**
440/100 V	3	**TTV003440XCO**
500/100 V	3	**TTV003500XCO**

Rapporto *Ratio*	Cl. 1 VA	Codice - *Code*
100:√3/100:√3 V	1,5	**TTV003100VCO**
110:√3/100:√3 V	1,5	**TTV003110VCO**
115:√3/100:√3 V	1,5	**TTV003115VCO**
220:√3/100:√3 V	1,5	**TTV003220VCO**
230:√3/100:√3 V	1,5	**TTV003230VCO**
380:√3/100:√3 V	1,5	**TTV003380VCO**
400:√3/100:√3 V	1,5	**TTV003400VCO**
440:√3/100:√3 V	1,5	**TTV003440VCO**
500:√3/100:√3 V	1,5	**TTV003500VCO**

Sono disponibili trasformatori con secondario **110V** e **110:√3V** e pari prestazioni, i codici di ordinazione sono come in tabella ma con ultimo carattere 1.

*Secondary voltage at **110V** and **110:√3V** are also available. The burdens are the same as per the above table. The ordering codes are the same as those in the above table but the last figure shall be 1 instead of 0.*

Esempio / Example
TTV.....CO (secondario/*secondary* 100V) TTV.....C1 (secondario/*secondary* 110V)

DIMENSIONI - *Dimensions*

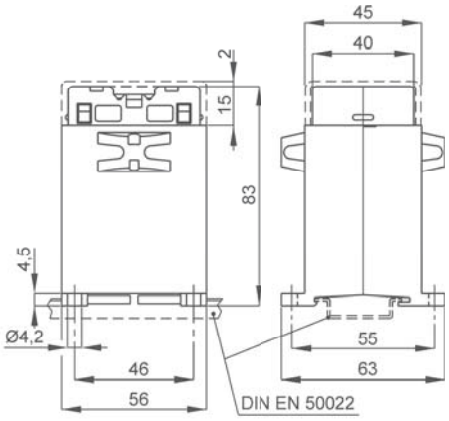

kg 0,35

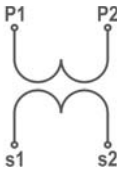

Siglatura morsetti primario e secondario
Primary and secondary connections marking

NOTE - *Note*

OPZIONI - *OPTIONS*

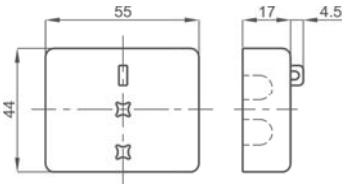

- Coprimorsetti / *Terminals cover* cod. **9SBMCTA**

E' possibile realizzare trasformatori con rapporti differenti rispetto a quelli indicati

Different transformers ratios, available on request

EAC
Kz - Kazakhstan

DATI TECNICI - *Technical data*

materiale custodia	*case material*	metallica / *metal*
frequenza funzionamento	*operating frequency*	50÷60 Hz
tensione di riferimento per l'isolamento	*insulation reference voltage*	0,72 kV
tensione di prova	*test voltage*	3 kV x 1' 50 Hz
isolamento	*insulation*	classe E
grado di protezione	*protection degree*	IP 20
fattore di tensione	*rated voltage factor*	1,2 continuativo / *continuous*
potenza termica	*thermal power*	6 volte prestazione nominale *6 times of rated burden*
temperatura di funzionamento	*operating temperature*	-25 +50 °C
temperatura di magazzinaggio	*storage temperature*	-40 +80 °C
costruzione a norme	*manufactured according to*	IEC/EN 61869-1 IEC/EN 61869-3

TIPO - *Type*

Rapporto *Ratio*	Cl. 1 VA	Codice - *Code*
100/100 V	6	**TTV006100XCO**
110/100 V	6	**TTV006110XCO**
115/100 V	6	**TTV006115XCO**
220/100 V	6	**TTV006220XCO**
230/100 V	6	**TTV006230XCO**
380/100 V	6	**TTV006380XCO**
400/100 V	6	**TTV006400XCO**
440/100 V	6	**TTV006440XCO**
500/100 V	6	**TTV006500XCO**

Rapporto *Ratio*	Cl. 1 VA	Codice - *Code*
100:√3/100:√3 V	3	**TTV006100VCO**
110:√3/100:√3 V	3	**TTV006110VCO**
115:√3/100:√3 V	3	**TTV006115VCO**
220:√3/100:√3 V	3	**TTV006220VCO**
230:√3/100:√3 V	3	**TTV006230VCO**
380:√3/100:√3 V	3	**TTV006380VCO**
400:√3/100:√3 V	3	**TTV006400VCO**
440:√3/100:√3 V	3	**TTV006440VCO**
500:√3/100:√3 V	3	**TTV006500VCO**

Sono disponibili trasformatori con secondario **110V** e **110:√3V** e pari prestazioni, i codici di ordinazione sono come in tabella ma con ultimo carattere 1.

*Secondary voltage at **110V** and **110:√3V** are also available. The burdens are the same as per the above table. The ordering codes are the same as those in the above table but the last figure shall be 1 instead of 0.*

Esempio / Example
TTV.....CO (secondario/*secondary* 100V) TTV.....C1 (secondario/*secondary* 110V)

DIMENSIONI - *Dimensions*

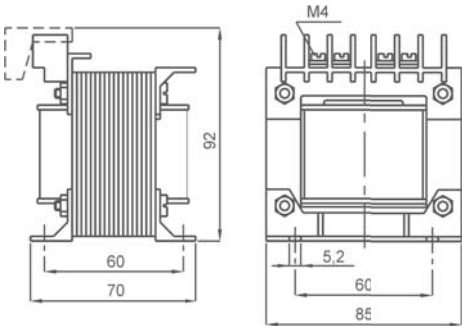

kg 1,6

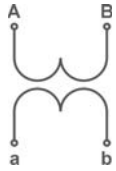

Siglatura morsetti primario e secondario
Primary and secondary connections marking

NOTE - *Note*

ACCESSORI IN DOTAZIONE
- Coprimorsetti

SUPPLIED ACCESSORIES
- Terminals cover

E' possibile realizzare trasformatori con rapporti differenti rispetto a quelli indicati

Different transformers ratios, available on request

T.V. DI MISURA
Measuring VT

TTV007

EAC
Kz - Kazakhstan

DATI TECNICI - *Technical data*

custodia in materiale	*self estinguishing*	
termoplastico autoestinguente	*thermoplastic material*	UL94-V0
frequenza funzionamento	*operating frequency*	50÷60 Hz
tensione di riferimento per l'isolamento	*insulation reference voltage*	0,72 kV
tensione di prova	*test voltage*	3 kV x 1' 50 Hz
isolamento	*insulation*	classe E
grado di protezione	*protection degree*	IP 00
grado di protezione con coprimorsetti	*protection degree with terminal covers*	IP 20
fattore di tensione	*rated voltage factor*	1,2 continuativo / *continuous*
potenza termica	*thermal power*	6 volte prestazione nominale *6 times of rated burden*
temperatura di funzionamento	*operating temperature*	-25 +50 °C
temperatura di magazzinaggio	*storage temperature*	-40 +80 °C
costruzione a norme	*manufactured according to*	IEC/EN 61869-1 IEC/EN 61869-3

TIPO - *Type*

Rapporto *Ratio*	Cl. 0,5 VA	Cl. 1 VA	Codice - *Code*
100/100 V	7	14	**TTV007100XCO**
110/100 V	7	14	**TTV007110XCO**
115/100 V	7	14	**TTV007115XCO**
220/100 V	7	14	**TTV007220XCO**
230/100 V	7	14	**TTV007230XCO**
380/100 V	7	14	**TTV007380XCO**
400/100 V	7	14	**TTV007400XCO**
440/100 V	7	14	**TTV007440XCO**
500/100 V	7	14	**TTV007500XCO**
600/100 V	7	14	**TTV007600XCO**
690/100 V	7	14	**TTV007690XCO**

Rapporto *Ratio*	Cl. 0,5 VA	Cl. 1 VA	Codice - *Code*
100:√3/100:√3 V	3,5	7	**TTV007100VCO**
110:√3/100:√3 V	3,5	7	**TTV007110VCO**
115:√3/100:√3 V	3,5	7	**TTV007115VCO**
220:√3/100:√3 V	3,5	7	**TTV007220VCO**
230:√3/100:√3 V	3,5	7	**TTV007230VCO**
380:√3/100:√3 V	3,5	7	**TTV007380VCO**
400:√3/100:√3 V	3,5	7	**TTV007400VCO**
440:√3/100:√3 V	3,5	7	**TTV007440VCO**
500:√3/100:√3 V	3,5	7	**TTV007500VCO**
600:√3/100:√3 V	3,5	7	**TTV007600VCO**
690:√3/100:√3 V	3,5	7	**TTV007690VCO**

Sono disponibili trasformatori con secondario **110V** e **110:√3V** e pari prestazioni, i codici di ordinazione sono come in tabella ma con ultimo carattere 1.

*Secondary voltage at **110V** and **110:√3V** are also available. The burdens are the same as per the above table. The ordering codes are the same as those in the above table but the last figure shall be 1 instead of 0.*

Esempio / Example
TTV.....CO (secondario/*secondary* 100V) TTV.....C1 (secondario/*secondary* 110V)

DIMENSIONI - *Dimensions*

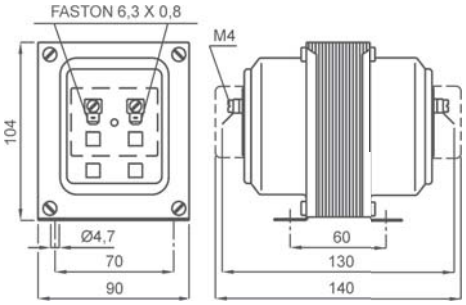

kg 1,6

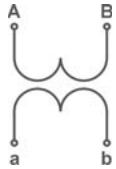

Siglatura morsetti primario e secondario
Primary and secondary connections marking

NOTE - *Note*

ACCESSORI IN DOTAZIONE
Serrafilo con faston 6,3x0,8mm per primario e secondario

SUPPLIED ACCESSORIES
clamping terminals with faston 6,3x0,8mm for primary and secondary

OPZIONI - *OPTIONS*

Coppia coprimorsetti
Terminals cover (2 pieces) cod. **9SBMCTV**

Coppia coprimorsetti sigillabile
Sealable terminals cover(2 pieces) cod. **9SBMCTVS**

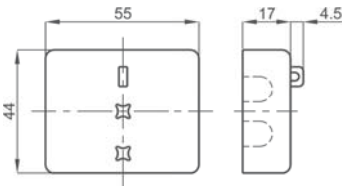

E' possibile realizzare trasformatori con rapporti differenti rispetto a quelli indicati

Different transformers ratios, available on request

T.V. DI MISURA
Measuring VT

TTV010

EAC
Kz - Kazakhstan

DATI TECNICI - *Technical data*

custodia in materiale	*self estinguishing*	
termoplastico autoestinguente	*thermoplastic material*	UL94-V0
frequenza funzionamento	*operating frequency*	50÷60 Hz
tensione di riferimento per l'isolamento	*insulation reference voltage*	0,72 kV
tensione di prova	*test voltage*	3 kV x 1' 50 Hz
isolamento	*insulation*	classe E
grado di protezione	*protection degree*	IP 00
grado di protezione con coprimorsetti	*protection degree with terminal covers*	IP 20
fattore di tensione	*rated voltage factor*	1,2 continuativo / *continuous*
potenza termica	*thermal power*	6 volte prestazione nominale *6 times of rated burden*
temperatura di funzionamento	*operating temperature*	-25 +50 °C
temperatura di magazzinaggio	*storage temperature*	-40 +80 °C
costruzione a norme	*manufactured according to*	IEC/EN 61869-1 IEC/EN 61869-3

TIPO - *Type*

Rapporto *Ratio*	Cl. 0,5 VA	Cl. 1 VA	Codice - *Code*
100/100 V	10	20	**TTV010100XCO**
110/100 V	10	20	**TTV010110XCO**
115/100 V	10	20	**TTV010115XCO**
220/100 V	10	20	**TTV010220XCO**
230/100 V	10	20	**TTV010230XCO**
380/100 V	10	20	**TTV010380XCO**
400/100 V	10	20	**TTV010400XCO**
440/100 V	10	20	**TTV010440XCO**
500/100 V	10	20	**TTV010500XCO**
600/100 V	10	20	**TTV010600XCO**
690/100 V	10	20	**TTV010690XCO**

Rapporto *Ratio*	Cl. 0,5 VA	Cl. 1 VA	Codice - *Code*
100:√3/100:√3 V	5	10	**TTV010100VCO**
110:√3/100:√3 V	5	10	**TTV010110VCO**
115:√3/100:√3 V	5	10	**TTV010115VCO**
220:√3/100:√3 V	5	10	**TTV010220VCO**
230:√3/100:√3 V	5	10	**TTV010230VCO**
380:√3/100:√3 V	5	10	**TTV010380VCO**
400:√3/100:√3 V	5	10	**TTV010400VCO**
440:√3/100:√3 V	5	10	**TTV010440VCO**
500:√3/100:√3 V	5	10	**TTV010500VCO**
600:√3/100:√3 V	5	10	**TTV010600VCO**
690:√3/100:√3 V	5	10	**TTV010690VCO**

Sono disponibili trasformatori con secondario **110V** e **110:√3V** e pari prestazioni, i codici di ordinazione sono come in tabella ma con ultimo carattere 1.

*Secondary voltage at **110V** and **110:√3V** are also available. The burdens are the same as per the above table. The ordering codes are the same as those in the above table but the last figure shall be 1 instead of 0.*

Esempio / Example
TTV.....CO (secondario/*secondary* 100V) TTV.....C1 (secondario/*secondary* 110V)

DIMENSIONI - *Dimensions*

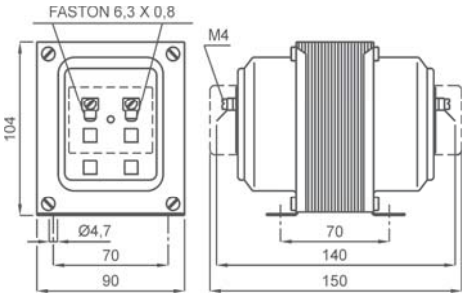

kg 2,9

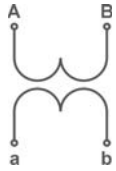

Siglatura morsetti primario e secondario
Primary and secondary connections marking

NOTE - *Note*

ACCESSORI IN DOTAZIONE
Serrafilo con faston 6,3x0,8mm per primario e secondario

SUPPLIED ACCESSORIES
clamping terminals with faston 6,3x0,8mm for primary and secondary

OPZIONI - *OPTIONS*

Coppia coprimorsetti
Terminals cover (2 pieces) cod. **9SBMCTV**

Coppia coprimorsetti sigillabile
Sealable terminals cover(2 pieces) cod. **9SBMCTVS**

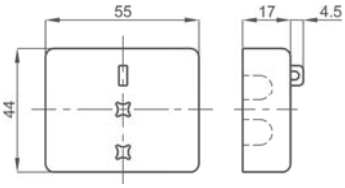

E' possibile realizzare trasformatori con rapporti differenti rispetto a quelli indicati

Different transformers ratios, available on request

T.V. DI MISURA
Measuring VT

TTV020

EAC
Kz - Kazakhstan

DATI TECNICI - *Technical data*

custodia in materiale	*self estinguishing*	
termoplastico autoestinguente	*thermoplastic material*	UL94-V0
frequenza funzionamento	*operating frequency*	50÷60 Hz
tensione di riferimento per l'isolamento	*insulation reference voltage*	0,72 kV
tensione di prova	*test voltage*	3 kV x 1' 50 Hz
isolamento	*insulation*	classe E
grado di protezione	*protection degree*	IP 00
grado di protezione con coprimorsetti	*protection degree with terminal covers*	IP 20
fattore di tensione	*rated voltage factor*	1,2 continuativo / *continuous*
potenza termica	*thermal power*	6 volte prestazione nominale *6 times of rated burden*
temperatura di funzionamento	*operating temperature*	-25 +50 °C
temperatura di magazzinaggio	*storage temperature*	-40 +80 °C
costruzione a norme	*manufactured according to*	IEC/EN 61869-1 IEC/EN 61869-3

TIPO - *Type*

Rapporto *Ratio*	Cl. 0,5 VA	Cl. 1 VA	Codice - *Code*
100/100 V	20	40	**TTV020100XCO**
110/100 V	20	40	**TTV020110XCO**
115/100 V	20	40	**TTV020115XCO**
220/100 V	20	40	**TTV020220XCO**
230/100 V	20	40	**TTV020230XCO**
380/100 V	20	40	**TTV020380XCO**
400/100 V	20	40	**TTV020400XCO**
440/100 V	20	40	**TTV020440XCO**
500/100 V	20	40	**TTV020500XCO**
600/100 V	20	40	**TTV020600XCO**
690/100 V	20	40	**TTV020690XCO**
800/100 V	20	40	**TTV020800XCO**
1000/100 V	20	40	**TTV0201K0XCO**

Rapporto *Ratio*	Cl. 0,5 VA	Cl. 1 VA	Codice - *Code*
100:√3/100:√3 V	8	16	**TTV020100VCO**
110:√3/100:√3 V	8	16	**TTV020110VCO**
115:√3/100:√3 V	8	16	**TTV020115VCO**
220:√3/100:√3 V	8	16	**TTV020220VCO**
230:√3/100:√3 V	8	16	**TTV020230VCO**
380:√3/100:√3 V	8	16	**TTV020380VCO**
400:√3/100:√3 V	8	16	**TTV020400VCO**
440:√3/100:√3 V	8	16	**TTV020440VCO**
500:√3/100:√3 V	8	16	**TTV020500VCO**
600:√3/100:√3 V	8	16	**TTV020600VCO**
690:√3/100:√3 V	8	16	**TTV020690VCO**
800:√3/100:√3 V	8	16	**TTV020800VCO**
1000:√3/100:√3 V	8	16	**TTV0201K0VCO**

Sono disponibili trasformatori con secondario **110V** e **110:√3V** e pari prestazioni, i codici di ordinazione sono come in tabella ma con ultimo carattere 1.

*Secondary voltage at **110V** and **110:√3V** are also available. The burdens are the same as per the above table. The ordering codes are the same as those in the above table but the last figure shall be 1 instead of 0.*

Esempio / Example
TTV.....CO (secondario/*secondary* 100V) TTV.....C1 (secondario/*secondary* 110V)

DIMENSIONI - *Dimensions*

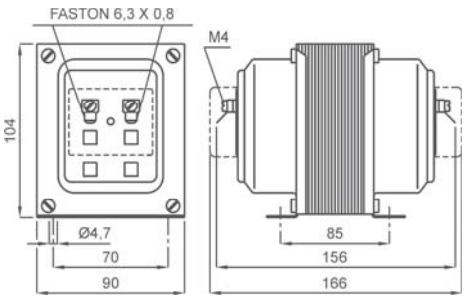

kg 4,1

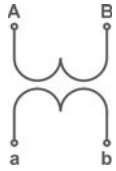

Siglatura morsetti primario e secondario
Primary and secondary connections marking

NOTE - *Note*

ACCESSORI IN DOTAZIONE
Serrafilo con faston 6,3x0,8mm per primario e secondario

SUPPLIED ACCESSORIES
clamping terminals with faston 6,3x0,8mm for primary and secondary

OPZIONI - *OPTIONS*

Coppia coprimorsetti
Terminals cover (2 pieces) cod. **9SBMCTV**

Coppia coprimorsetti sigillabile
Sealable terminals cover(2 pieces) cod. **9SBMCTVS**

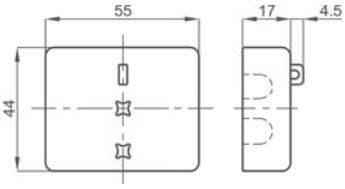

E' possibile realizzare trasformatori con rapporti differenti rispetto a quelli indicati

Different transformers ratios, available on request

T.V. DI MISURA
Measuring VT

TTV050

EAC
Kz - Kazakhstan

DATI TECNICI - *Technical data*

materiale custodia	*case material*	metallica / *metal*
frequenza funzionamento	*operating frequency*	50÷60 Hz
tensione di riferimento per l'isolamento	*insulation reference voltage*	0,72 kV
tensione di prova	*test voltage*	3 kV x 1' 50 Hz
isolamento	*insulation*	classe E
grado di protezione	*protection degree*	IP 00
grado di protezione con coprimorsetti	*protection degree with terminal covers*	IP 20
fattore di tensione	*rated voltage factor*	1,2 continuativo / *continuous*
potenza termica	*thermal power*	6 volte prestazione nominale *6 times of rated burden*
temperatura di funzionamento	*operating temperature*	-25 +50 °C
temperatura di magazzinaggio	*storage temperature*	-40 +80 °C
costruzione a norme	*manufactured according to*	IEC/EN 61869-1 IEC/EN 61869-3

TIPO - *Type*

Rapporto *Ratio*	Cl. 0,5 VA	Cl. 1 VA	Codice - *Code*
100/100 V	50	100	**TTV050100XCO**
110/100 V	50	100	**TTV050110XCO**
115/100 V	50	100	**TTV050115XCO**
220/100 V	50	100	**TTV050220XCO**
230/100 V	50	100	**TTV050230XCO**
380/100 V	50	100	**TTV050380XCO**
400/100 V	50	100	**TTV050400XCO**
440/100 V	50	100	**TTV050440XCO**
500/100 V	50	100	**TTV050500XCO**
600/100 V	50	100	**TTV050600XCO**
690/100 V	50	100	**TTV050690XCO**
800/100 V	50	100	**TTV050800XCO**
1000/100 V	50	100	**TTV0501K0XCO**

Rapporto *Ratio*	Cl. 0,5 VA	Cl. 1 VA	Codice - *Code*
100:√3/100:√3 V	25	50	**TTV050100VCO**
110:√3/100:√3 V	25	50	**TTV050110VCO**
115:√3/100:√3 V	25	50	**TTV050115VCO**
220:√3/100:√3 V	25	50	**TTV050220VCO**
230:√3/100:√3 V	25	50	**TTV050230VCO**
380:√3/100:√3 V	25	50	**TTV050380VCO**
400:√3/100:√3 V	25	50	**TTV050400VCO**
440:√3/100:√3 V	25	50	**TTV050440VCO**
500:√3/100:√3 V	25	50	**TTV050500VCO**
600:√3/100:√3 V	25	50	**TTV050600VCO**
690:√3/100:√3 V	25	50	**TTV050690VCO**
800:√3/100:√3 V	25	50	**TTV050800VCO**
1000:√3/100:√3 V	25	50	**TTV0501K0VCO**

Sono disponibili trasformatori con secondario **110V** e **110:√3V** e pari prestazioni, i codici di ordinazione sono come in tabella ma con ultimo carattere 1.

*Secondary voltage at **110V** and **110:√3V** are also available. The burdens are the same as per the above table. The ordering codes are the same as those in the above table but the last figure shall be 1 instead of 0.*

Esempio / Example
TTV.....CO (secondario/*secondary* 100V) TTV.....C1 (secondario/*secondary* 110V)

DIMENSIONI - *Dimensions*

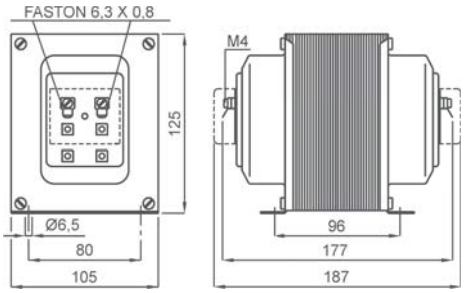

kg 6

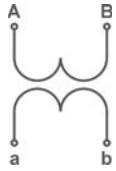

Siglatura morsetti primario e secondario
Primary and secondary connections marking

NOTE - *Note*

ACCESSORI IN DOTAZIONE
Serrafilo con faston 6,3x0,8mm per primario e secondario

SUPPLIED ACCESSORIES
clamping terminals with faston 6,3x0,8mm for primary and secondary

OPZIONI - *OPTIONS*

Coppia coprimorsetti
Terminals cover (2 pieces) cod. **9SBMCTV**

Coppia coprimorsetti sigillabile
Sealable terminals cover(2 pieces) cod. **9SBMCTVS**

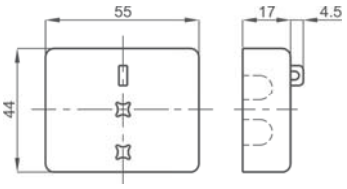

E' possibile realizzare trasformatori con rapporti differenti rispetto a quelli indicati

Different transformers ratios, available on request

EAC
Kz - Kazakhstan

DATI TECNICI - *Technical data*

materiale custodia	*case material*	metallica / *metal*
frequenza funzionamento	*operating frequency*	50÷60 Hz
tensione di riferimento per l'isolamento	*insulation reference voltage*	0,72 kV
tensione di prova	*test voltage*	3 kV x 1' 50 Hz
isolamento	*insulation*	classe E
grado di protezione	*protection degree*	IP 00
grado di protezione con coprimorsetti	*protection degree with terminal covers*	IP 20
fattore di tensione	*rated voltage factor*	1,2 continuativo / *continuous*
potenza termica	*thermal power*	6 volte prestazione nominale *6 times of rated burden*
temperatura di funzionamento	*operating temperature*	-25 +50 °C
temperatura di magazzinaggio	*storage temperature*	-40 +80 °C
costruzione a norme	*manufactured according to*	IEC/EN 61869-1 IEC/EN 61869-3

TIPO - *Type*

Rapporto *Ratio*	Cl. 0,5 VA	Cl. 1 VA	Codice - *Code*
100/100 V	100	200	**TTV100100XCO**
110/100 V	100	200	**TTV100110XCO**
115/100 V	100	200	**TTV100115XCO**
220/100 V	100	200	**TTV100220XCO**
230/100 V	100	200	**TTV100230XCO**
380/100 V	100	200	**TTV100380XCO**
400/100 V	100	200	**TTV100400XCO**
440/100 V	100	200	**TTV100440XCO**
500/100 V	100	200	**TTV100500XCO**
600/100 V	100	200	**TTV100600XCO**
690/100 V	100	200	**TTV100690XCO**
800/100 V	100	200	**TTV100800XCO**
1000/100 V	100	200	**TTV1001K0XCO**

Rapporto *Ratio*	Cl. 0,5 VA	Cl. 1 VA	Codice - *Code*
100:√3/100:√3 V	50	100	**TTV100100VCO**
110:√3/100:√3 V	50	100	**TTV100110VCO**
115:√3/100:√3 V	50	100	**TTV100115VCO**
220:√3/100:√3 V	50	100	**TTV100220VCO**
230:√3/100:√3 V	50	100	**TTV100230VCO**
380:√3/100:√3 V	50	100	**TTV100380VCO**
400:√3/100:√3 V	50	100	**TTV100400VCO**
440:√3/100:√3 V	50	100	**TTV100440VCO**
500:√3/100:√3 V	50	100	**TTV100500VCO**
600:√3/100:√3 V	50	100	**TTV100600VCO**
690:√3/100:√3 V	50	100	**TTV100690VCO**
800:√3/100:√3 V	50	100	**TTV100800VCO**
1000:√3/100:√3 V	50	100	**TTV1001K0VCO**

Sono disponibili trasformatori con secondario **110V** e **110:√3V** e pari prestazioni, i codici di ordinazione sono come in tabella ma con ultimo carattere 1.

*Secondary voltage at **110V** and **110:√3V** are also available. The burdens are the same as per the above table. The ordering codes are the same as those in the above table but the last figure shall be 1 instead of 0.*

Esempio / Example
TTV.....CO (secondario/*secondary* 100V) TTV.....C1 (secondario/*secondary* 110V)

DIMENSIONI - *Dimensions*

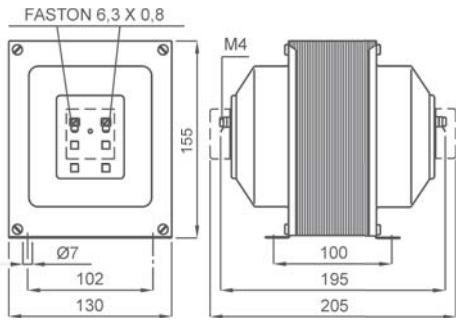

kg 8

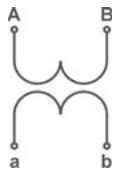

Siglatura morsetti primario e secondario
Primary and secondary connections marking

NOTE - *Note*

ACCESSORI IN DOTAZIONE
Serrafilo con faston 6,3x0,8mm per primario e secondario

SUPPLIED ACCESSORIES
clamping terminals with faston 6,3x0,8mm for primary and secondary

OPZIONI - *OPTIONS*

Coppia coprimorsetti
Terminals cover (2 pieces) cod. **9SBMCTV**

Coppia coprimorsetti sigillabile
Sealable terminals cover(2 pieces) cod. **9SBMCTVS**

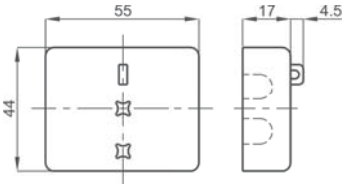

E' possibile realizzare trasformatori con rapporti differenti rispetto a quelli indicati

Different transformers ratios, available on request

TTV126

EAC
Kz - Kazakhstan

DATI TECNICI - *Technical data*

materiale custodia	*case material*	metallica / *metal*
frequenza funzionamento	*operating frequency*	50÷60 Hz
tensione di riferimento per l'isolamento	*insulation reference voltage*	1,2 kV
tensione di prova	*test voltage*	6 kV x 1' 50 Hz
isolamento	*insulation*	classe E
grado di protezione	*protection degree*	IP 20
fattore di tensione	*rated voltage factor*	1,2 continuativo / *continuous*
potenza termica	*thermal power*	6 volte prestazione nominale *6 times of rated burden*
temperatura di funzionamento	*operating temperature*	-25 +50 °C
temperatura di magazzinaggio	*storage temperature*	-40 +80 °C
costruzione a norme	*manufactured according to*	IEC/EN 61869-1 IEC/EN 61869-3
terminali primari e secondari	*primary and secondary terminals*	integrati/*integrated* 4mm²
coprimorsetti	*terminal covers*	integrati/*integrated*

TIPO - *Type*

Rapporto *Ratio*	Cl. 0,5 VA	Cl. 1 VA	Codice - *Code*
720/100 V	50	100	**TTV126720XCO**
750/100 V	50	100	**TTV126750XCO**
800/100 V	50	100	**TTV126800XCO**
850/100 V	50	100	**TTV126850XCO**
900/100 V	50	100	**TTV126900XCO**
950/100 V	50	100	**TTV126950XCO**
1000/100 V	50	100	**TTV1261K0XCO**
1050/100 V	50	100	**TTV1261KLXCO**
1100/100 V	50	100	**TTV1261K1XCO**
1150/100 V	50	100	**TTV126MCLXCO**
1200/100 V	50	100	**TTV1261K2XCO**

Rapporto *Ratio*	Cl. 0,5 VA	Cl. 1 VA	Codice - *Code*
720:√3/100:√3 V	25	50	**TTV126720VCO**
750:√3/100:√3 V	25	50	**TTV126750VCO**
800:√3/100:√3 V	25	50	**TTV126800VCO**
850:√3/100:√3 V	25	50	**TTV126850VCO**
900:√3/100:√3 V	25	50	**TTV126900VCO**
950:√3/100:√3 V	25	50	**TTV126950VCO**
1000:√3/100:√3 V	25	50	**TTV1261K0VCO**
1050:√3/100:√3 V	25	50	**TTV1261KLVCO**
1100:√3/100:√3 V	25	50	**TTV1261K1VCO**
1150:√3/100:√3 V	25	50	**TTV126MCLVCO**
1200:√3/100:√3 V	25	50	**TTV1261K2VCO**

Sono disponibili trasformatori con secondario **110V** e **110:√3V** e pari prestazioni, i codici di ordinazione sono come in tabella ma con ultimo carattere 1.

*Secondary voltage at **110V** and **110:√3V** are also available. The burdens are the same as per the above table. The ordering codes are the same as those in the above table but the last figure shall be 1 instead of 0.*

Esempio / Example
TTV.....CO (secondario/*secondary* 100V) TTV.....C1 (secondario/*secondary* 110V)

DIMENSIONI - *Dimensions*

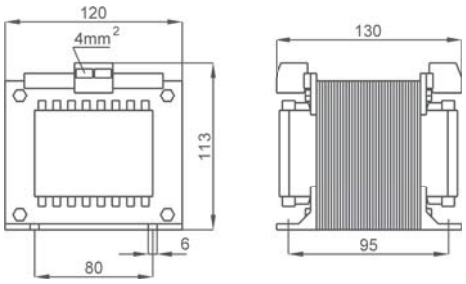

kg 8

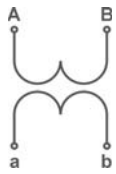

Siglatura morsetti primario e secondario
Primary and secondary connections marking

TTV157

EAC
Kz - Kazakhstan

DATI TECNICI - *Technical data*

materiale custodia	*case material*	metallica / *metal*
frequenza funzionamento	*operating frequency*	50÷60 Hz
tensione di riferimento per l'isolamento	*insulation reference voltage*	1,2 kV
tensione di prova	*test voltage*	6 kV x 1' 50 Hz
isolamento	*insulation*	classe E
grado di protezione	*protection degree*	IP 20
fattore di tensione	*rated voltage factor*	1,2 continuativo / *continuous*
potenza termica	*thermal power*	6 volte prestazione nominale *6 times of rated burden*
temperatura di funzionamento	*operating temperature*	-25 +50 °C
temperatura di magazzinaggio	*storage temperature*	-40 +80 °C
costruzione a norme	*manufactured according to*	IEC/EN 61869-1 IEC/EN 61869-3
terminali primari e secondari	*primary and secondary terminals*	integrati/*integrated* 4mm²
coprimorsetti	*terminal covers*	integrati/*integrated*

TIPO - *Type*

Rapporto *Ratio*	Cl. 0,5 VA	Cl. 1 VA	Codice - *Code*
720/100 V	100	200	**TTV157720XCO**
750/100 V	100	200	**TTV157750XCO**
800/100 V	100	200	**TTV157800XCO**
850/100 V	100	200	**TTV157850XCO**
900/100 V	100	200	**TTV157900XCO**
950/100 V	100	200	**TTV157950XCO**
1000/100 V	100	200	**TTV1571K0XCO**
1050/100 V	100	200	**TTV1571KLXCO**
1100/100 V	100	200	**TTV1571K1XCO**
1150/100 V	100	200	**TTV157MCLXCO**
1200/100 V	100	200	**TTV1571K2XCO**

Rapporto *Ratio*	Cl. 0,5 VA	Cl. 1 VA	Codice - *Code*
720:√3/100:√3 V	50	100	**TTV157720VCO**
750:√3/100:√3 V	50	100	**TTV157750VCO**
800:√3/100:√3 V	50	100	**TTV157800VCO**
850:√3/100:√3 V	50	100	**TTV157850VCO**
900:√3/100:√3 V	50	100	**TTV157900VCO**
950:√3/100:√3 V	50	100	**TTV157950VCO**
1000:√3/100:√3 V	50	100	**TTV1571K0VCO**
1050:√3/100:√3 V	50	100	**TTV1571KLVCO**
1100:√3/100:√3 V	50	100	**TTV1571K1VCO**
1150:√3/100:√3 V	50	100	**TTV157MCLVCO**
1200:√3/100:√3 V	50	100	**TTV1571K2VCO**

Sono disponibili trasformatori con secondario **110V** e **110:√3V** e pari prestazioni, i codici di ordinazione sono come in tabella ma con ultimo carattere 1.

*Secondary voltage at **110V** and **110:√3V** are also available. The burdens are the same as per the above table. The ordering codes are the same as those in the above table but the last figure shall be 1 instead of 0.*

Esempio / Example
TTV.....CO (secondario/*secondary* 100V) TTV.....C1 (secondario/*secondary* 110V)

DIMENSIONI - *Dimensions*

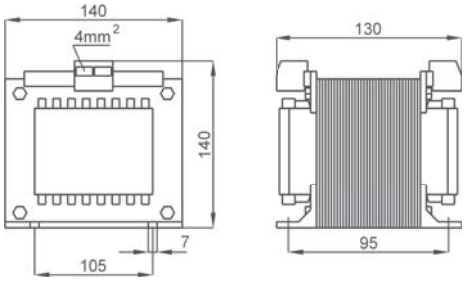

kg 8

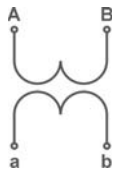

Siglatura morsetti primario e secondario
Primary and secondary connections marking

TABELLA RIASSUNTIVA T.V. DI PRECISIONE

High accuracy VTs selection table

Pagina - *Page*	11.124	11.125	11.126	11.127	11.128
TV DI PRECISIONE *High accuracy VTs*					
Codice - *Code*	TTV007	TTV010	TTV020	TTV050	TTV100
PRESTAZIONI VA - *BURDENS VA*					
V / Cl.	0,2	0,2	0,2	0,2	0,2
100/100 V	3	4	8	25	40
110/100 V	3	4	8	25	40
115/100 V	3	4	8	25	40
220/100 V	3	4	8	25	40
230/100 V	3	4	8	25	40
380/100 V	3	4	8	25	40
400/100 V	3	4	8	25	40
440 /100 V	3	4	8	25	40
500/100 V	3	4	8	25	40
600/100 V	3	4	8	25	40
800/100 V			8	25	40
1000 /100 V			8	25	40
100:√3/100:√3 V	1.5	3	4	10	20
110:√3/100:√3 V	1.5	3	4	10	20
115:√3/100:√3 V	1.5	3	4	10	20
220:√3/100:√3 V	1.5	3	4	10	20
230:√3/100:√3 V	1.5	3	4	10	20
380:√3/100:√3 V	1.5	3	4	10	20
400:√3/100:√3 V	1.5	3	4	10	20
440:√3/100:√3 V	1.5	3	4	10	20
500:√3/100:√3 V	1.5	3	4	10	20
600:√3/100:√3 V	1.5	3	4	10	20
800:√3/100:√3 V			4	10	20
1000:√3/100:√3 V			4	10	20

T.V. DI PRECISIONE
High accuracy VT

TTV007

EAC
Kz - Kazakhstan

DATI TECNICI - *Technical data*

custodia in materiale termoplastico autoestinguente	*self estinguishing thermoplastic material*	UL94-V0
frequenza funzionamento	*operating frequency*	50÷60 Hz
tensione di riferimento per l'isolamento	*insulation reference voltage*	0,72 kV
tensione di prova	*test voltage*	3 kV x 1' 50 Hz
isolamento	*insulation*	classe E
grado di protezione	*protection degree*	IP 00
grado di protezione con coprimorsetti	*protection degree with terminal covers*	IP 20
fattore di tensione	*rated voltage factor*	1,2 continuativo / *continuous*
potenza termica	*thermal power*	6 volte prestazione nominale *6 times of rated burden*
temperatura di funzionamento	*operating temperature*	-25 +50 °C
temperatura di magazzinaggio	*storage temperature*	-40 +80 °C
costruzione a norme	*manufactured according to*	IEC/EN 61869-1 IEC/EN 61869-3

TIPO - *Type*

Rapporto *Ratio*	Cl. 0,2 VA	Codice - *Code*
100/100 V	3	**TTV007100JCO**
110/100 V	3	**TTV007110JCO**
115/100 V	3	**TTV007115JCO**
220/100 V	3	**TTV007220JCO**
230/100 V	3	**TTV007230JCO**
380/100 V	3	**TTV007380JCO**
400/100 V	3	**TTV007400JCO**
440/100 V	3	**TTV007440JCO**
500/100 V	3	**TTV007500JCO**
600/100 V	3	**TTV007600JCO**

Rapporto *Ratio*	Cl. 0,2 VA	Codice - *Code*
100:√3/100:√3 V	1.5	**TTV007100UCO**
110:√3/100:√3 V	1.5	**TTV007110UCO**
115:√3/100:√3 V	1.5	**TTV007115UCO**
220:√3/100:√3 V	1.5	**TTV007220UCO**
230:√3/100:√3 V	1.5	**TTV007230UCO**
380:√3/100:√3 V	1.5	**TTV007380UCO**
400:√3/100:√3 V	1.5	**TTV007400UCO**
440:√3/100:√3 V	1.5	**TTV007440UCO**
500:√3/100:√3 V	1.5	**TTV007500UCO**
600:√3/100:√3 V	1.5	**TTV007600UCO**

Sono disponibili trasformatori con secondario **110V** e **110:√3V** e pari prestazioni, i codici di ordinazione sono come in tabella ma con ultimo carattere 1.

*Secondary voltage at **110V** and **110:√3V** are also available. The burdens are the same as per the above table. The ordering codes are the same as those in the above table but the last figure shall be 1 instead of 0.*

Esempio / Example
TTV.....CO (secondario/*secondary* 100V) **TTV.....C1 (secondario/*secondary* 110V)**

DIMENSIONI - *Dimensions*

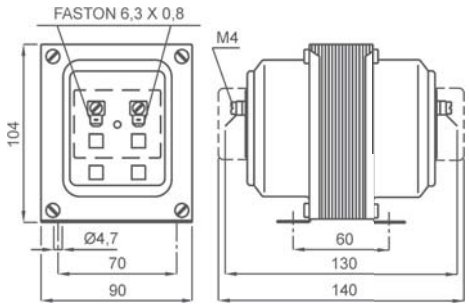

kg 2,6

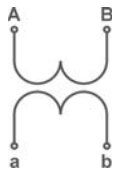

Siglatura morsetti primario e secondario
Primary and secondary connections marking

NOTE - *Note*

ACCESSORI IN DOTAZIONE
Serrafilo con faston 6,3x0,8mm per primario e secondario

SUPPLIED ACCESSORIES
clamping terminals with faston 6,3x0,8mm for primary and secondary

OPZIONI - *OPTIONS*

Coppia coprimorsetti
Terminals cover (2 pieces) cod. **9SBMCTV**

Coppia coprimorsetti sigillabile
Sealable terminals cover(2 pieces) cod. **9SBMCTVS**

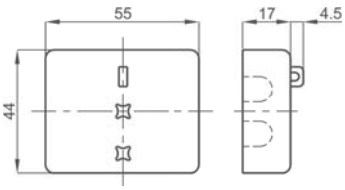

E' possibile realizzare trasformatori con rapporti differenti rispetto a quelli indicati

Different transformers ratios, available on request

T.V. DI PRECISIONE
High accuracy VT

TTV010

EAC
Kz - Kazakhstan

DATI TECNICI - *Technical data*

custodia in materiale termoplastico autoestinguente	*self estinguishing thermoplastic material*	UL94-V0
frequenza funzionamento	*operating frequency*	50÷60 Hz
tensione di riferimento per l'isolamento	*insulation reference voltage*	0,72 kV
tensione di prova	*test voltage*	3 kV x 1' 50 Hz
isolamento	*insulation*	classe E
grado di protezione	*protection degree*	IP 00
grado di protezione con coprimorsetti	*protection degree with terminal covers*	IP 20
fattore di tensione	*rated voltage factor*	1,2 continuativo / *continuous*
potenza termica	*thermal power*	6 volte prestazione nominale *6 times of rated burden*
temperatura di funzionamento	*operating temperature*	-25 +50 °C
temperatura di magazzinaggio	*storage temperature*	-40 +80 °C
costruzione a norme	*manufactured according to*	IEC/EN 61869-1 IEC/EN 61869-3

TIPO - *Type*

Rapporto *Ratio*	Cl. 0,2 VA	Codice - *Code*
100/100 V	4	**TTV010100JCO**
110/100 V	4	**TTV010110JCO**
115/100 V	4	**TTV010115JCO**
220/100 V	4	**TTV010220JCO**
230/100 V	4	**TTV010230JCO**
380/100 V	4	**TTV010380JCO**
400/100 V	4	**TTV010400JCO**
440/100 V	4	**TTV010440JCO**
500/100 V	4	**TTV010500JCO**
600/100 V	4	**TTV010600JCO**

Rapporto *Ratio*	Cl. 0,2 VA	Codice - *Code*
100:√3/100:√3 V	3	**TTV010100UCO**
110:√3/100:√3 V	3	**TTV010110UCO**
115:√3/100:√3 V	3	**TTV010115UCO**
220:√3/100:√3 V	3	**TTV010220UCO**
230:√3/100:√3 V	3	**TTV010230UCO**
380:√3/100:√3 V	3	**TTV010380UCO**
400:√3/100:√3 V	3	**TTV010400UCO**
440:√3/100:√3 V	3	**TTV010440UCO**
500:√3/100:√3 V	3	**TTV010500UCO**
600:√3/100:√3 V	3	**TTV010600UCO**

Sono disponibili trasformatori con secondario **110V** e **110:√3V** e pari prestazioni, i codici di ordinazione sono come in tabella ma con ultimo carattere 1.

*Secondary voltage at **110V** and **110:√3V** are also available. The burdens are the same as per the above table. The ordering codes are the same as those in the above table but the last figure shall be 1 instead of 0.*

Esempio / Example
TTV.....CO (secondario/*secondary* 100V) **TTV.....C1 (secondario/*secondary* 110V)**

DIMENSIONI - *Dimensions*

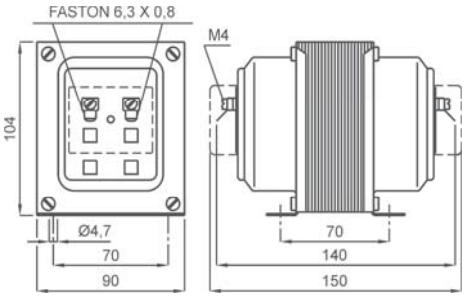

kg 2,9

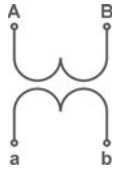

Siglatura morsetti primario e secondario
Primary and secondary connections marking

NOTE - *Note*

ACCESSORI IN DOTAZIONE
Serrafilo con faston 6,3x0,8mm per primario e secondario

SUPPLIED ACCESSORIES
clamping terminals with faston 6,3x0,8mm for primary and secondary

OPZIONI - *OPTIONS*

Coppia coprimorsetti
Terminals cover (2 pieces) cod. **9SBMCTV**

Coppia coprimorsetti sigillabile
Sealable terminals cover(2 pieces) cod. **9SBMCTVS**

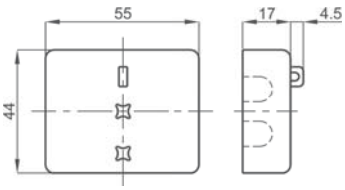

E' possibile realizzare trasformatori con rapporti differenti rispetto a quelli indicati

Different transformers ratios, available on request

T.V. DI PRECISIONE
High accuracy VT

TTV020

EAC
Kz - Kazakhstan

DATI TECNICI - *Technical data*

custodia in materiale termoplastico autoestinguente	*self estinguishing thermoplastic material*	UL94-V0
frequenza funzionamento	*operating frequency*	50÷60 Hz
tensione di riferimento per l'isolamento	*insulation reference voltage*	0,72 kV
tensione di prova	*test voltage*	3 kV x 1' 50 Hz
isolamento	*insulation*	classe E
grado di protezione	*protection degree*	IP 00
grado di protezione con coprimorsetti	*protection degree with terminal covers*	IP 20
fattore di tensione	*rated voltage factor*	1,2 continuativo / *continuous*
potenza termica	*thermal power*	6 volte prestazione nominale *6 times of rated burden*
temperatura di funzionamento	*operating temperature*	-25 +50 °C
temperatura di magazzinaggio	*storage temperature*	-40 +80 °C
costruzione a norme	*manufactured according to*	IEC/EN 61869-1 IEC/EN 61869-3

TIPO - *Type*

Rapporto *Ratio*	Cl. 0,2 VA	Codice - *Code*
100/100 V	8	**TTV020100JCO**
110/100 V	8	**TTV020110JCO**
115/100 V	8	**TTV020115JCO**
220/100 V	8	**TTV020220JCO**
230/100 V	8	**TTV020230JCO**
380/100 V	8	**TTV020380JCO**
400/100 V	8	**TTV020400JCO**
440/100 V	8	**TTV020440JCO**
500/100 V	8	**TTV020500JCO**
600/100 V	8	**TTV020600JCO**
800/100 V	8	**TTV020800JCO**
1000/100 V	8	**TTV0201K0JCO**

Rapporto *Ratio*	Cl. 0,2 VA	Codice - *Code*
100:√3/100:√3 V	4	**TTV020100UCO**
110:√3/100:√3 V	4	**TTV020110UCO**
115:√3/100:√3 V	4	**TTV020115UCO**
220:√3/100:√3 V	4	**TTV020220UCO**
230:√3/100:√3 V	4	**TTV020230UCO**
380:√3/100:√3 V	4	**TTV020380UCO**
400:√3/100:√3 V	4	**TTV020400UCO**
440:√3/100:√3 V	4	**TTV020440UCO**
500:√3/100:√3 V	4	**TTV020500UCO**
600:√3/100:√3 V	4	**TTV020600UCO**
800:√3/100:√3 V	4	**TTV020800UCO**
1000:√3/100:√3 V	4	**TTV0201K0UCO**

Sono disponibili trasformatori con secondario **110V** e **110:√3V** e pari prestazioni, i codici di ordinazione sono come in tabella ma con ultimo carattere 1.

*Secondary voltage at **110V** and **110:√3V** are also available. The burdens are the same as per the above table. The ordering codes are the same as those in the above table but the last figure shall be 1 instead of 0.*

Esempio / Example
TTV.....CO (secondario/*secondary* 100V) TTV.....C1 (secondario/*secondary* 110V)

DIMENSIONI - *Dimensions*

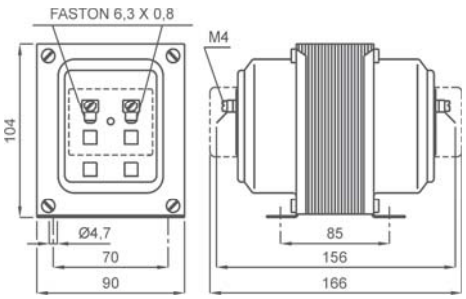

kg 4,1

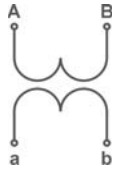

Siglatura morsetti primario e secondario
Primary and secondary connections marking

NOTE - *Note*

ACCESSORI IN DOTAZIONE
Serrafilo con faston 6,3x0,8mm per primario e secondario

SUPPLIED ACCESSORIES
clamping terminals with faston 6,3x0,8mm for primary and secondary

OPZIONI - *OPTIONS*

Coppia coprimorsetti
Terminals cover (2 pieces) cod. **9SBMCTV**

Coppia coprimorsetti sigillabile
Sealable terminals cover(2 pieces) cod. **9SBMCTVS**

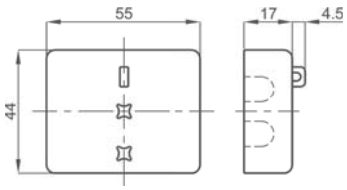

E' possibile realizzare trasformatori con rapporti differenti rispetto a quelli indicati

Different transformers ratios, available on request

T.V. DI PRECISIONE
High accuracy VT

TTV050

EAC
Kz - Kazakhstan

DATI TECNICI - *Technical data*

materiale custodia	*case material*	metallica / *metal*
frequenza funzionamento	*operating frequency*	50÷60 Hz
tensione di riferimento per l'isolamento	*insulation reference voltage*	0,72 kV
tensione di prova	*test voltage*	3 kV x 1' 50 Hz
isolamento	*insulation*	classe E
grado di protezione	*protection degree*	IP 00
grado di protezione con coprimorsetti	*protection degree with terminal covers*	IP 20
fattore di tensione	*rated voltage factor*	1,2 continuativo / *continuous*
potenza termica	*thermal power*	6 volte prestazione nominale *6 times of rated burden*
temperatura di funzionamento	*operating temperature*	-25 +50 °C
temperatura di magazzinaggio	*storage temperature*	-40 +80 °C
costruzione a norme	*manufactured according to*	IEC/EN 61869-1 IEC/EN 61869-3

TIPO - *Type*

Rapporto *Ratio*	Cl. 0,2 VA	Codice - *Code*
100/100 V	25	**TTV050100JCO**
110/100 V	25	**TTV050110JCO**
115/100 V	25	**TTV050115JCO**
220/100 V	25	**TTV050220JCO**
230/100 V	25	**TTV050230JCO**
380/100 V	25	**TTV050380JCO**
400/100 V	25	**TTV050400JCO**
440/100 V	25	**TTV050440JCO**
500/100 V	25	**TTV050500JCO**
600/100 V	25	**TTV050600JCO**
800/100 V	25	**TTV050800JCO**
1000/100 V	25	**TTV0501K0JCO**

Rapporto *Ratio*	Cl. 0,2 VA	Codice - *Code*
100:√3/100:√3 V	10	**TTV050100UCO**
110:√3/100:√3 V	10	**TTV050110UCO**
115:√3/100:√3 V	10	**TTV050115UCO**
220:√3/100:√3 V	10	**TTV050220UCO**
230:√3/100:√3 V	10	**TTV050230UCO**
380:√3/100:√3 V	10	**TTV050380UCO**
400:√3/100:√3 V	10	**TTV050400UCO**
440:√3/100:√3 V	10	**TTV050440UCO**
500:√3/100:√3 V	10	**TTV050500UCO**
600:√3/100:√3 V	10	**TTV050600UCO**
800:√3/100:√3 V	10	**TTV050800UCO**
1000:√3/100:√3 V	10	**TTV0501K0UCO**

Sono disponibili trasformatori con secondario **110V** e **110:√3V** e pari prestazioni, i codici di ordinazione sono come in tabella ma con ultimo carattere 1.

*Secondary voltage at **110V** and **110:√3V** are also available. The burdens are the same as per the above table. The ordering codes are the same as those in the above table but the last figure shall be 1 instead of 0.*

Esempio / Example
TTV.....CO (secondario/*secondary* 100V) TTV.....C1 (secondario/*secondary* 110V)

DIMENSIONI - *Dimensions*

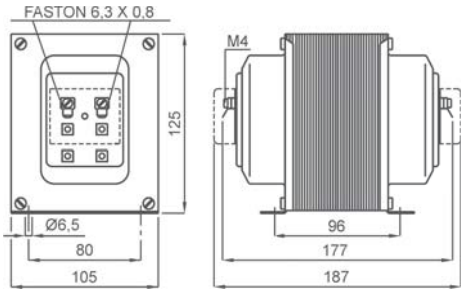

kg 6

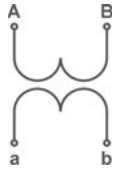

Siglatura morsetti primario e secondario
Primary and secondary connections marking

NOTE - *Note*

ACCESSORI IN DOTAZIONE
Serrafilo con faston 6,3x0,8mm per primario e secondario

SUPPLIED ACCESSORIES
clamping terminals with faston 6,3x0,8mm for primary and secondary

OPZIONI - *OPTIONS*

Coppia coprimorsetti
Terminals cover (2 pieces) cod. **9SBMCTV**

Coppia coprimorsetti sigillabile
Sealable terminals cover(2 pieces) cod. **9SBMCTVS**

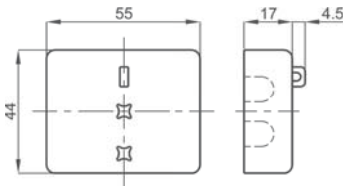

E' possibile realizzare trasformatori con rapporti differenti rispetto a quelli indicati

Different transformers ratios, available on request

T.V. DI PRECISIONE
High accuracy VT

TTV100

EAC
Kz - Kazakhstan

DATI TECNICI - *Technical data*

materiale custodia	*case material*	metallica / *metal*
frequenza funzionamento	*operating frequency*	50÷60 Hz
tensione di riferimento per l'isolamento	*insulation reference voltage*	0,72 kV
tensione di prova	*test voltage*	3 kV x 1' 50 Hz
isolamento	*insulation*	classe E
grado di protezione	*protection degree*	IP 00
grado di protezione con coprimorsetti	*protection degree with terminal covers*	IP 20
fattore di tensione	*rated voltage factor*	1,2 continuativo / *continuous*
potenza termica	*thermal power*	6 volte prestazione nominale *6 times of rated burden*
temperatura di funzionamento	*operating temperature*	-25 +50 °C
temperatura di magazzinaggio	*storage temperature*	-40 +80 °C
costruzione a norme	*manufactured according to*	IEC/EN 61869-1 IEC/EN 61869-3

TIPO - *Type*

Rapporto *Ratio*	Cl. 0,2 VA	Codice - *Code*
100/100 V	40	**TTV100100JCO**
110/100 V	40	**TTV100110JCO**
115/100 V	40	**TTV100115JCO**
220/100 V	40	**TTV100220JCO**
230/100 V	40	**TTV100230JCO**
380/100 V	40	**TTV100380JCO**
400/100 V	40	**TTV100400JCO**
440/100 V	40	**TTV100440JCO**
500/100 V	40	**TTV100500JCO**
600/100 V	40	**TTV100600JCO**
800/100 V	40	**TTV100800JCO**
1000/100 V	40	**TTV1001K0JCO**

Rapporto *Ratio*	Cl. 0,2 VA	Codice - *Code*
100:√3/100:√3 V	20	**TTV100100UCO**
110:√3/100:√3 V	20	**TTV100110UCO**
115:√3/100:√3 V	20	**TTV100115UCO**
220:√3/100:√3 V	20	**TTV100220UCO**
230:√3/100:√3 V	20	**TTV100230UCO**
380:√3/100:√3 V	20	**TTV100380UCO**
400:√3/100:√3 V	20	**TTV100400UCO**
440:√3/100:√3 V	20	**TTV100440UCO**
500:√3/100:√3 V	20	**TTV100500UCO**
600:√3/100:√3 V	20	**TTV100600UCO**
800:√3/100:√3 V	20	**TTV100800UCO**
1000:√3/100:√3 V	20	**TTV1001K0UCO**

Sono disponibili trasformatori con secondario **110V** e **110:√3V** e pari prestazioni, i codici di ordinazione sono come in tabella ma con ultimo carattere 1.

*Secondary voltage at **110V** and **110:√3V** are also available. The burdens are the same as per the above table. The ordering codes are the same as those in the above table but the last figure shall be 1 instead of 0.*

Esempio / Example
TTV.....CO (secondario/*secondary* 100V) **TTV.....C1 (secondario/*secondary* 110V)**

DIMENSIONI - *Dimensions*

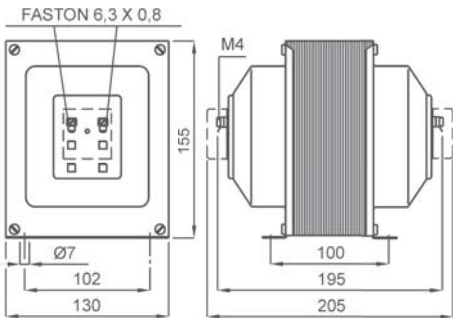

kg 8

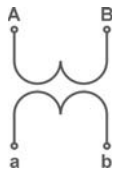

Siglatura morsetti primario e secondario
Primary and secondary connections marking

NOTE - *Note*

ACCESSORI IN DOTAZIONE
Serrafilo con faston 6,3x0,8mm per primario e secondario

SUPPLIED ACCESSORIES
clamping terminals with faston 6,3x0,8mm for primary and secondary

OPZIONI - *OPTIONS*

Coppia coprimorsetti
Terminals cover (2 pieces) cod. **9SBMCTV**

Coppia coprimorsetti sigillabile
Sealable terminals cover(2 pieces) cod. **9SBMCTVS**

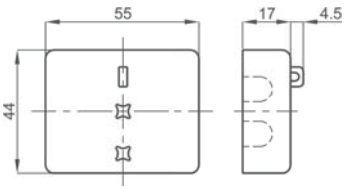

E' possibile realizzare trasformatori con rapporti differenti rispetto a quelli indicati

Different transformers ratios, available on request

TABELLA RIASSUNTIVA T.V. DI PROTEZIONE

Protection VTs selection table

Pagina - *Page*	11.130		11.131		11.132		11.133		11.134	
TV DI PROTEZIONE *Protection VTs*										
Codice - *Code*	**TTV007**		**TTV010**		**TTV020**		**TTV050**		**TTV100**	
PRESTAZIONI VA - *BURDENS VA*										
V / **Cl.**	**3P**	**6P**	**3P**	**6P**	**3P**	**6P**	**3P**	**6P**	**3P**	**6P**
100/100 V	20	25	25	35	50	75	100	150	200	300
110/100 V	20	25	25	35	50	75	100	150	200	300
115/100 V	20	25	25	35	50	75	100	150	200	300
220/100 V	20	25	25	35	50	75	100	150	200	300
230/100 V	20	25	25	35	50	75	100	150	200	300
380/100 V	20	25	25	35	50	75	100	150	200	300
400/100 V	20	25	25	35	50	75	100	150	200	300
440 /100 V	20	25	25	35	50	75	100	150	200	300
500/100 V	20	25	25	35	50	75	100	150	200	300
600/100 V	20	25	25	35	50	75	100	150	200	300
800/100 V					50	75	100	150	200	300
1000 /100 V					50	75	100	150	200	300
100:√3/100:√3 V	10	12	12	15	20	30	50	75	100	150
110:√3/100:√3 V	10	12	12	15	20	30	50	75	100	150
115:√3/100:√3 V	10	12	12	15	20	30	50	75	100	150
220:√3/100:√3 V	10	12	12	15	20	30	50	75	100	150
230:√3/100:√3 V	10	12	12	15	20	30	50	75	100	150
380:√3/100:√3 V	10	12	12	15	20	30	50	75	100	150
400:√3/100:√3 V	10	12	12	15	20	30	50	75	100	150
440:√3/100:√3 V	10	12	12	15	20	30	50	75	100	150
500:√3/100:√3 V	10	12	12	15	20	30	50	75	100	150
600:√3/100:√3 V	10	12	12	15	20	30	50	75	100	150
800:√3/100:√3 V					20	30	50	75	100	150
1000:√3/100:√3 V					20	30	50	75	100	150

T.V. DI PROTEZIONE
Protection VT

TTV007

EAC
Kz - Kazakhstan

DATI TECNICI - *Technical data*

custodia in materiale termoplastico autoestinguente	*self estinguishing thermoplastic material*	UL94-V0
frequenza funzionamento	*operating frequency*	50÷60 Hz
tensione di riferimento per l'isolamento	*insulation reference voltage*	0,72 kV
tensione di prova	*test voltage*	3 kV x 1' 50 Hz
isolamento	*insulation*	classe E
grado di protezione	*protection degree*	IP 00
grado di protezione con coprimorsetti	*protection degree with terminal covers*	IP 20
fattore di tensione	*rated voltage factor*	1,9 continuativo / *continuous*
potenza termica	*thermal power*	6 volte prestazione nominale *6 times of rated burden*
temperatura di funzionamento	*operating temperature*	-25 +50 °C
temperatura di magazzinaggio	*storage temperature*	-40 +80 °C
costruzione a norme	*manufactured according to*	IEC/EN 61869-1 IEC/EN 61869-3

TIPO - *Type*

Rapporto *Ratio*	Codice - *Code*			
	VA	Cl. 3P	VA	Cl. 6P
100/100 V	20	**TTV007100KCO**	25	**TTV007100LCO**
110/100 V	20	**TTV007110KCO**	25	**TTV007110LCO**
115/100 V	20	**TTV007115KCO**	25	**TTV007115LCO**
220/100 V	20	**TTV007220KCO**	25	**TTV007220LCO**
230/100 V	20	**TTV007230KCO**	25	**TTV007230LCO**
380/100 V	20	**TTV007380KCO**	25	**TTV007380LCO**
400/100 V	20	**TTV007400KCO**	25	**TTV007400LCO**
440/100 V	20	**TTV007440KCO**	25	**TTV007440LCO**
500/100 V	20	**TTV007500KCO**	25	**TTV007500LCO**
600/100 V	20	**TTV007600KCO**	25	**TTV007600LCO**

Rapporto *Ratio*	Codice - *Code*			
	VA	Cl. 3P	VA	Cl. 6P
100:√3/100:√3 V	10	**TTV007100TCO**	12	**TTV007100SCO**
110:√3/100:√3 V	10	**TTV007110TCO**	12	**TTV007110SCO**
115:√3/100:√3 V	10	**TTV007115TCO**	12	**TTV007115SCO**
220:√3/100:√3 V	10	**TTV007220TCO**	12	**TTV007220SCO**
230:√3/100:√3 V	10	**TTV007230TCO**	12	**TTV007230SCO**
380:√3/100:√3 V	10	**TTV007380TCO**	12	**TTV007380SCO**
400:√3/100:√3 V	10	**TTV007400TCO**	12	**TTV007400SCO**
440:√3/100:√3 V	10	**TTV007440TCO**	12	**TTV007440SCO**
500:√3/100:√3 V	10	**TTV007500TCO**	12	**TTV007500SCO**
600:√3/100:√3 V	10	**TTV007600TCO**	12	**TTV007600SCO**

Sono disponibili trasformatori con secondario **110V** e **110:√3V** e pari prestazioni, i codici di ordinazione sono come in tabella ma con ultimo carattere 1.

*Secondary voltage at **110V** and **110:√3V** are also available. The burdens are the same as per the above table. The ordering codes are the same as those in the above table but the last figure shall be 1 instead of 0.*

Esempio / Example
TTV.....CO (secondario/*secondary* 100V) **TTV.....C1 (secondario/*secondary* 110V)**

DIMENSIONI - *Dimensions*

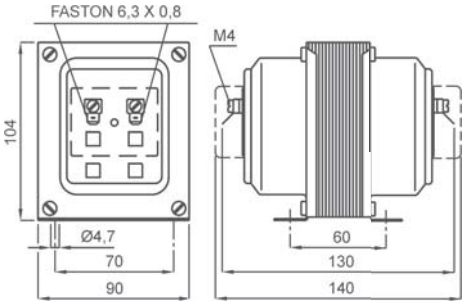

kg 1,6

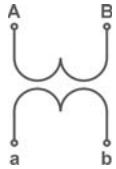

Siglatura morsetti primario e secondario
Primary and secondary connections marking

NOTE - *Note*

ACCESSORI IN DOTAZIONE
Serrafilo con faston 6,3x0,8mm per primario e secondario

SUPPLIED ACCESSORIES
clamping terminals with faston 6,3x0,8mm for primary and secondary

OPZIONI - *OPTIONS*

Coppia coprimorsetti
Terminals cover (2 pieces) cod. **9SBMCTV**

Coppia coprimorsetti sigillabile
Sealable terminals cover(2 pieces) cod. **9SBMCTVS**

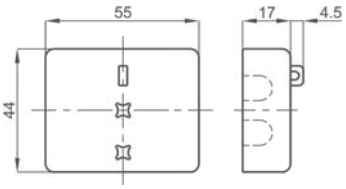

E' possibile realizzare trasformatori con rapporti differenti rispetto a quelli indicati

Different transformers ratios, available on request

T.V. DI PROTEZIONE
Protection VT

TTV010

EAC
Kz - Kazakhstan

DATI TECNICI - *Technical data*

custodia in materiale	*self estinguishing*	
termoplastico autoestinguente	*thermoplastic material*	UL94-V0
frequenza funzionamento	*operating frequency*	50÷60 Hz
tensione di riferimento per l'isolamento	*insulation reference voltage*	0,72 kV
tensione di prova	*test voltage*	3 kV x 1' 50 Hz
isolamento	*insulation*	classe E
grado di protezione	*protection degree*	IP 00
grado di protezione con coprimorsetti	*protection degree with terminal covers*	IP 20
fattore di tensione	*rated voltage factor*	1,9 continuativo / *continuous*
potenza termica	*thermal power*	6 volte prestazione nominale *6 times of rated burden*
temperatura di funzionamento	*operating temperature*	-25 +50 °C
temperatura di magazzinaggio	*storage temperature*	-40 +80 °C
costruzione a norme	*manufactured according to*	IEC/EN 61869-1 IEC/EN 61869-3

TIPO - *Type*

Rapporto *Ratio*	Codice - *Code*			
	VA	Cl. 3P	VA	Cl. 6P
100/100 V	25	**TTV010100KCO**	35	**TTV010100LCO**
110/100 V	25	**TTV010110KCO**	35	**TTV010110LCO**
115/100 V	25	**TTV010115KCO**	35	**TTV010115LCO**
220/100 V	25	**TTV010220KCO**	35	**TTV010220LCO**
230/100 V	25	**TTV010230KCO**	35	**TTV010230LCO**
380/100 V	25	**TTV010380KCO**	35	**TTV010380LCO**
400/100 V	25	**TTV010400KCO**	35	**TTV010400LCO**
440/100 V	25	**TTV010440KCO**	35	**TTV010440LCO**
500/100 V	25	**TTV010500KCO**	35	**TTV010500LCO**
600/100 V	25	**TTV010600KCO**	35	**TTV010600LCO**

Rapporto *Ratio*	Codice - *Code*			
	VA	Cl. 3P	VA	Cl. 6P
100:√3/100:√3 V	12	**TTV010100TCO**	15	**TTV010100SCO**
110:√3/100:√3 V	12	**TTV010110TCO**	15	**TTV010110SCO**
115:√3/100:√3 V	12	**TTV010115TCO**	15	**TTV010115SCO**
220:√3/100:√3 V	12	**TTV010220TCO**	15	**TTV010220SCO**
230:√3/100:√3 V	12	**TTV010230TCO**	15	**TTV010230SCO**
380:√3/100:√3 V	12	**TTV010380TCO**	15	**TTV010380SCO**
400:√3/100:√3 V	12	**TTV010400TCO**	15	**TTV010400SCO**
440:√3/100:√3 V	12	**TTV010440TCO**	15	**TTV010440SCO**
500:√3/100:√3 V	12	**TTV010500TCO**	15	**TTV010500SCO**
600:√3/100:√3 V	12	**TTV010600TCO**	15	**TTV010600SCO**

Sono disponibili trasformatori con secondario **110V** e **110:√3V** e pari prestazioni, i codici di ordinazione sono come in tabella ma con ultimo carattere 1.

*Secondary voltage at **110V** and **110:√3V** are also available. The burdens are the same as per the above table. The ordering codes are the same as those in the above table but the last figure shall be 1 instead of 0.*

Esempio / Example
TTV.....CO (secondario/*secondary* 100V) **TTV.....C1 (secondario/*secondary* 110V)**

DIMENSIONI - *Dimensions*

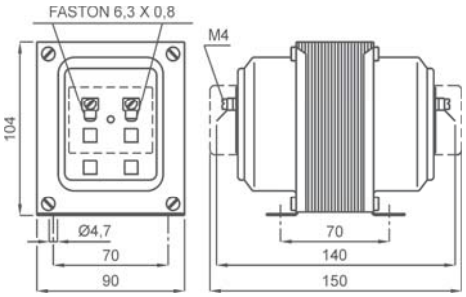

kg 2,9

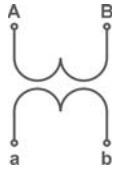

Siglatura morsetti primario e secondario
Primary and secondary connections marking

NOTE - *Note*

ACCESSORI IN DOTAZIONE
Serrafilo con faston 6,3x0,8mm per primario e secondario

SUPPLIED ACCESSORIES
clamping terminals with faston 6,3x0,8mm for primary and secondary

OPZIONI - *OPTIONS*

Coppia coprimorsetti
Terminals cover (2 pieces) cod. **9SBMCTV**

Coppia coprimorsetti sigillabile
Sealable terminals cover(2 pieces) cod. **9SBMCTVS**

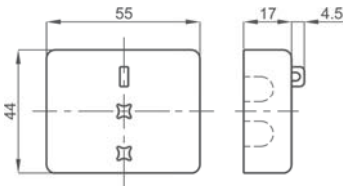

E' possibile realizzare trasformatori con rapporti differenti rispetto a quelli indicati

Different transformers ratios, available on request

T.V. DI PROTEZIONE
Protection VT

TTV020

EAC
Kz - Kazakhstan

DATI TECNICI - *Technical data*

custodia in materiale termoplastico autoestinguente	*self estinguishing thermoplastic material*	UL94-V0
frequenza funzionamento	*operating frequency*	50÷60 Hz
tensione di riferimento per l'isolamento	*insulation reference voltage*	0,72 kV
tensione di prova	*test voltage*	3 kV x 1' 50 Hz
isolamento	*insulation*	classe E
grado di protezione	*protection degree*	IP 00
grado di protezione con coprimorsetti	*protection degree with terminal covers*	IP 20
fattore di tensione	*rated voltage factor*	1,9 continuativo / *continuous*
potenza termica	*thermal power*	6 volte prestazione nominale *6 times of rated burden*
temperatura di funzionamento	*operating temperature*	-25 +50 °C
temperatura di magazzinaggio	*storage temperature*	-40 +80 °C
costruzione a norme	*manufactured according to*	IEC/EN 61869-1 IEC/EN 61869-3

TIPO - *Type*

Rapporto *Ratio*	Codice - *Code*			
	VA	Cl. 3P	VA	Cl. 6P
100/100 V	50	**TTV020100KCO**	75	**TTV020100LCO**
110/100 V	50	**TTV020110KCO**	75	**TTV020110LCO**
115/100 V	50	**TTV020115KCO**	75	**TTV020115LCO**
220/100 V	50	**TTV020220KCO**	75	**TTV020220LCO**
230/100 V	50	**TTV020230KCO**	75	**TTV020230LCO**
380/100 V	50	**TTV020380KCO**	75	**TTV020380LCO**
400/100 V	50	**TTV020400KCO**	75	**TTV020400LCO**
440/100 V	50	**TTV020440KCO**	75	**TTV020440LCO**
500/100 V	50	**TTV020500KCO**	75	**TTV020500LCO**
600/100 V	50	**TTV020600KCO**	75	**TTV020600LCO**
800/100 V	50	**TTV020800KCO**	75	**TTV020800LCO**
1000/100 V	50	**TTV0201K0KCO**	75	**TTV0201K0LCO**

Rapporto *Ratio*	Codice - *Code*			
	VA	Cl. 3P	VA	Cl. 6P
100:√3/100:√3 V	20	**TTV020100TCO**	30	**TTV020100SCO**
110:√3/100:√3 V	20	**TTV020110TCO**	30	**TTV020110SCO**
115:√3/100:√3 V	20	**TTV020115TCO**	30	**TTV020115SCO**
220:√3/100:√3 V	20	**TTV020220TCO**	30	**TTV020220SCO**
230:√3/100:√3 V	20	**TTV020230TCO**	30	**TTV020230SCO**
380:√3/100:√3 V	20	**TTV020380TCO**	30	**TTV020380SCO**
400:√3/100:√3 V	20	**TTV020400TCO**	30	**TTV020400SCO**
440:√3/100:√3 V	20	**TTV020440TCO**	30	**TTV020440SCO**
500:√3/100:√3 V	20	**TTV020500TCO**	30	**TTV020500SCO**
600:√3/100:√3 V	20	**TTV020600TCO**	30	**TTV020600SCO**
800:√3/100:√3 V	20	**TTV020800TCO**	30	**TTV020800SCO**
1000:√3/100:√3 V	20	**TTV0201K0TCO**	30	**TTV0201K0SCO**

Sono disponibili trasformatori con secondario **110V** e **110:√3V** e pari prestazioni, i codici di ordinazione sono come in tabella ma con ultimo carattere 1.

*Secondary voltage at **110V** and **110:√3V** are also available. The burdens are the same as per the above table. The ordering codes are the same as those in the above table but the last figure shall be 1 instead of 0.*

Esempio / Example
TTV.....CO (secondario/*secondary* 100V) **TTV.....C1 (secondario/*secondary* 110V)**

DIMENSIONI - *Dimensions*

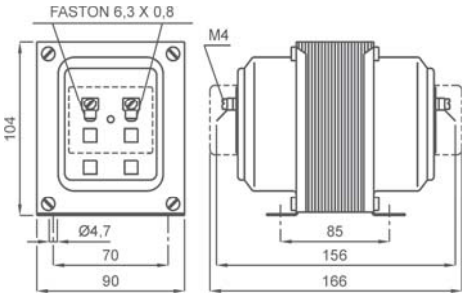

kg 3,8

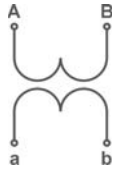

Siglatura morsetti primario e secondario
Primary and secondary connections marking

NOTE - *Note*

ACCESSORI IN DOTAZIONE
Serrafilo con faston 6,3x0,8mm per primario e secondario

SUPPLIED ACCESSORIES
clamping terminals with faston 6,3x0,8mm for primary and secondary

OPZIONI - *OPTIONS*

Coppia coprimorsetti
Terminals cover (2 pieces) cod. **9SBMCTV**

Coppia coprimorsetti sigillabile
Sealable terminals cover(2 pieces) cod. **9SBMCTVS**

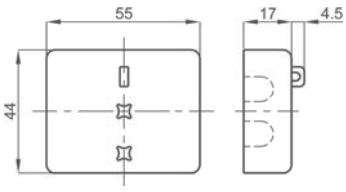

E' possibile realizzare trasformatori con rapporti differenti rispetto a quelli indicati

Different transformers ratios, available on request

T.V. DI PROTEZIONE
Protection VT

TTV050

EAC
Kz - Kazakhstan

DATI TECNICI - *Technical data*

materiale custodia	*case material*	metallica / *metal*
frequenza funzionamento	*operating frequency*	50÷60 Hz
tensione di riferimento per l'isolamento	*insulation reference voltage*	0,72 kV
tensione di prova	*test voltage*	3 kV x 1' 50 Hz
isolamento	*insulation*	classe E
grado di protezione	*protection degree*	IP 00
grado di protezione con coprimorsetti	*protection degree with terminal covers*	IP 20
fattore di tensione	*rated voltage factor*	1,9 continuativo / *continuous*
potenza termica	*thermal power*	6 volte prestazione nominale *6 times of rated burden*
temperatura di funzionamento	*operating temperature*	-25 +50 °C
temperatura di magazzinaggio	*storage temperature*	-40 +80 °C
costruzione a norme	*manufactured according to*	IEC/EN 61869-1 IEC/EN 61869-3

TIPO - *Type*

Rapporto *Ratio*	Codice - *Code*			
	VA	Cl. 3P	VA	Cl. 6P
100/100 V	100	**TTV050100KCO**	150	**TTV050100LCO**
110/100 V	100	**TTV050110KCO**	150	**TTV050110LCO**
115/100 V	100	**TTV050115KCO**	150	**TTV050115LCO**
220/100 V	100	**TTV050220KCO**	150	**TTV050220LCO**
230/100 V	100	**TTV050230KCO**	150	**TTV050230LCO**
380/100 V	100	**TTV050380KCO**	150	**TTV050380LCO**
400/100 V	100	**TTV050400KCO**	150	**TTV050400LCO**
440/100 V	100	**TTV050440KCO**	150	**TTV050440LCO**
500/100 V	100	**TTV050500KCO**	150	**TTV050500LCO**
600/100 V	100	**TTV050600KCO**	150	**TTV050600LCO**
800/100 V	100	**TTV050800KCO**	150	**TTV050800LCO**
1000/100 V	100	**TTV0501K0KCO**	150	**TTV0501K0LCO**

Rapporto *Ratio*	Codice - *Code*			
	VA	Cl. 3P	VA	Cl. 6P
100:√3/100:√3 V	50	**TTV050100TCO**	75	**TTV050100SCO**
110:√3/100:√3 V	50	**TTV050110TCO**	75	**TTV050110SCO**
115:√3/100:√3 V	50	**TTV050115TCO**	75	**TTV050115SCO**
220:√3/100:√3 V	50	**TTV050220TCO**	75	**TTV050220SCO**
230:√3/100:√3 V	50	**TTV050230TCO**	75	**TTV050230SCO**
380:√3/100:√3 V	50	**TTV050380TCO**	75	**TTV050380SCO**
400:√3/100:√3 V	50	**TTV050400TCO**	75	**TTV050400SCO**
440:√3/100:√3 V	50	**TTV050440TCO**	75	**TTV050440SCO**
500:√3/100:√3 V	50	**TTV050500TCO**	75	**TTV050500SCO**
600:√3/100:√3 V	50	**TTV050600TCO**	75	**TTV050600SCO**
800:√3/100:√3 V	50	**TTV050800TCO**	75	**TTV050800SCO**
1000:√3/100:√3 V	50	**TTV0501K0TCO**	75	**TTV0501K0SCO**

Sono disponibili trasformatori con secondario **110V** e **110:√3V** e pari prestazioni, i codici di ordinazione sono come in tabella ma con ultimo carattere 1.

*Secondary voltage at **110V** and **110:√3V** are also available. The burdens are the same as per the above table. The ordering codes are the same as those in the above table but the last figure shall be 1 instead of 0.*

Esempio / Example
TTV.....CO (secondario/*secondary* 100V) **TTV.....C1 (secondario/*secondary* 110V)**

DIMENSIONI - *Dimensions*

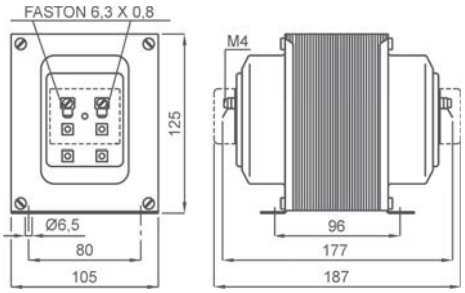

kg 6

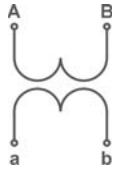

Siglatura morsetti primario e secondario
Primary and secondary connections marking

NOTE - *Note*

ACCESSORI IN DOTAZIONE
Serrafilo con faston 6,3x0,8mm per primario e secondario

SUPPLIED ACCESSORIES
clamping terminals with faston 6,3x0,8mm for primary and secondary

OPZIONI - *OPTIONS*

Coppia coprimorsetti
Terminals cover (2 pieces) cod. **9SBMCTV**

Coppia coprimorsetti sigillabile
Sealable terminals cover(2 pieces) cod. **9SBMCTVS**

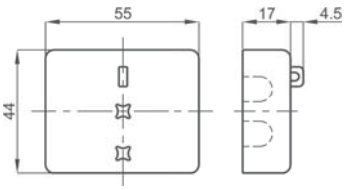

E' possibile realizzare trasformatori con rapporti differenti rispetto a quelli indicati

Different transformers ratios, available on request

T.V. DI PROTEZIONE
Protection VT

TTV100

EAC
Kz - Kazakhstan

DATI TECNICI - *Technical data*

materiale custodia	*case material*	metallica / *metal*
frequenza funzionamento	*operating frequency*	50÷60 Hz
tensione di riferimento per l'isolamento	*insulation reference voltage*	0,72 kV
tensione di prova	*test voltage*	3 kV x 1' 50 Hz
isolamento	*insulation*	classe E
grado di protezione	*protection degree*	IP 00
grado di protezione con coprimorsetti	*protection degree with terminal covers*	IP 20
fattore di tensione	*rated voltage factor*	1,9 continuativo / *continuous*
potenza termica	*thermal power*	6 volte prestazione nominale *6 times of rated burden*
temperatura di funzionamento	*operating temperature*	-25 +50 °C
temperatura di magazzinaggio	*storage temperature*	-40 +80 °C
costruzione a norme	*manufactured according to*	IEC/EN 61869-1 IEC/EN 61869-3

TIPO - *Type*

Rapporto *Ratio*	Codice - *Code*			
	VA	Cl. 3P	VA	Cl. 6P
100/100 V	200	**TTV100100KCO**	300	**TTV100100LCO**
110/100 V	200	**TTV100110KCO**	300	**TTV100110LCO**
115/100 V	200	**TTV100115KCO**	300	**TTV100115LCO**
220/100 V	200	**TTV100220KCO**	300	**TTV100220LCO**
230/100 V	200	**TTV100230KCO**	300	**TTV100230LCO**
380/100 V	200	**TTV100380KCO**	300	**TTV100380LCO**
400/100 V	200	**TTV100400KCO**	300	**TTV100400LCO**
440/100 V	200	**TTV100440KCO**	300	**TTV100440LCO**
500/100 V	200	**TTV100500KCO**	300	**TTV100500LCO**
600/100 V	200	**TTV100600KCO**	300	**TTV100600LCO**
800/100 V	200	**TTV100800KCO**	300	**TTV100800LCO**
1000/100 V	200	**TTV1001K0KCO**	300	**TTV1001K0LCO**

Rapporto *Ratio*	Codice - *Code*			
	VA	Cl. 3P	VA	Cl. 6P
100:√3/100:√3 V	100	**TTV100100TCO**	150	**TTV100100SCO**
110:√3/100:√3 V	100	**TTV100110TCO**	150	**TTV100110SCO**
115:√3/100:√3 V	100	**TTV100115TCO**	150	**TTV100115SCO**
220:√3/100:√3 V	100	**TTV100220TCO**	150	**TTV100220SCO**
230:√3/100:√3 V	100	**TTV100230TCO**	150	**TTV100230SCO**
380:√3/100:√3 V	100	**TTV100380TCO**	150	**TTV100380SCO**
400:√3/100:√3 V	100	**TTV100400TCO**	150	**TTV100400SCO**
440:√3/100:√3 V	100	**TTV100440TCO**	150	**TTV100440SCO**
500:√3/100:√3 V	100	**TTV100500TCO**	150	**TTV100500SCO**
600:√3/100:√3 V	100	**TTV100600TCO**	150	**TTV100600SCO**
800:√3/100:√3 V	100	**TTV100800TCO**	150	**TTV100800SCO**
1000:√3/100:√3 V	100	**TTV1001K0TCO**	150	**TTV1001K0SCO**

Sono disponibili trasformatori con secondario **110V** e **110:√3V** e pari prestazioni, i codici di ordinazione sono come in tabella ma con ultimo carattere 1.

*Secondary voltage at **110V** and **110:√3V** are also available. The burdens are the same as per the above table. The ordering codes are the same as those in the above table but the last figure shall be 1 instead of 0.*

Esempio / Example
TTV.....CO (secondario/*secondary* 100V) **TTV.....C1 (secondario/*secondary* 110V)**

DIMENSIONI - *Dimensions*

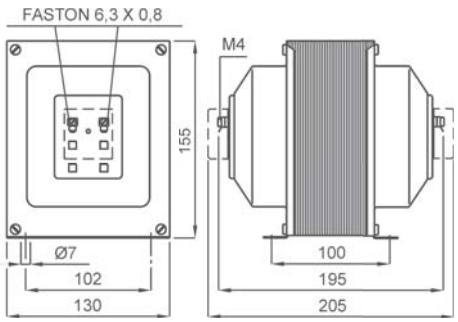

kg 8

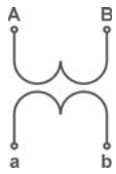

Siglatura morsetti primario e secondario
Primary and secondary connections marking

NOTE - *Note*

ACCESSORI IN DOTAZIONE
Serrafilo con faston 6,3x0,8mm per primario e secondario

SUPPLIED ACCESSORIES
clamping terminals with faston 6,3x0,8mm for primary and secondary

OPZIONI - *OPTIONS*

Coppia coprimorsetti
Terminals cover (2 pieces) cod. **9SBMCTV**

Coppia coprimorsetti sigillabile
Sealable terminals cover(2 pieces) cod. **9SBMCTVS**

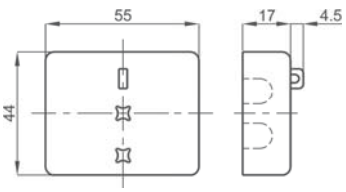

E' possibile realizzare trasformatori con rapporti differenti rispetto a quelli indicati

Different transformers ratios, available on request