

NEW TAIS®

Tradition in evolution



excellence
FROM ITALY

Palazzoli



Palazzoli
thermosetting GRP



GWT 960°C



Self-extinguishing
class V0



IK10 Impact
resistance

NEW TAIS[®]



IP66/IP67/IP69

Dust- and watertight,
immersion resistant



Corrosion
resistant



No thermal
expansion



Lifetime
of over 30 years



Easy mounting

Screw seat perpendicular to the screwdriver

High visibility

The handle allows to identify the switch status even from a long distance

Non-combustible

Palazzoli thermosetting GRP is, flame-retardant, does not produce smoke nor emits halogens


Triple protection

The reinforced enclosure and the anti-aging gaskets provide a triple degree of protection: IP66/IP67/IP69




Remote control

The switch is designed to accommodate two auxiliary remote signalling contacts



Safety first

The ceramic fuse holder base resists to high temperatures generated in the case of circuit failures, and the cylindrical fuses with lever extraction allow quick replacement




Robust and solid

The socket insert for heavy-duty applications (GWT 960°C - V0), integrated in the body without screws, allows over 50,000 insertions of the plug



Triple safety

Handle designed to allow triple padlocking prevents operation by unauthorised persons



Easily readable


The socket-outlet label is highly visible, easily readable and indelible

Accident-prevention feature

It resists to attempts to force the plug out in the presence of voltage

Simultaneous

The technopolymer door lock prevents access to live parts when the socket-outlet is in operation




Non-deformable

The thermosetting GRP structure is reinforced by a geometric grid and allows high impact resistance



Durable

TAIS is extremely durable: over 30 years without maintenance, much more convenient than any other socket-outlet



Time-saver

Wiring is simplified by:


Snap-in cap

IP20 switch with aligned poles

Cage terminal blocks with indirect clamping

Easy and safe earthing






TAIS is fully compatible with X-CEE

This feature significantly increases the solutions and the convenience of Palazzoli's integrated installations.


Plugs and sockets can be installed:

- in thermosetting GRP enclosures, to create multiple configurations to be fixed individually to the wall
- in angled enclosures to obtain 65° or 85° devices and optimise spaces
- on thermosetting GRP plates prearranged with blind enclosures or control units for protection devices
- in composition with TAIS socket-outlets, as a plug for the power supply of the panel or as a socket for power distribution
- in combination with domestic sockets, including watertight sockets, for powering industrial and domestic loads

X-CEE + TAIS System



532121



579840

579840

Total compatibility with domoTER domestic sockets



532121

773126

773146

760146














Compact





It allows to create distribution boards with 16A and 32A socket-outlets in just 190mm of width



Maximum versatility

Total compatibility between X-CEE and TAIS

				Plug and socket connectors IP66/IP67/IP68/IP69	
				Plugs	Socket-outlets
I	V	No. of poles			
16A	230V		2P+≍	760126	770126
			3P+≍	760136	770136
	400V		3P+N+≍	760146	770146
32A	230V		2P+≍	760226	770226
			3P+≍	760236	770236
	400V		3P+N+≍	760246	770246
63A	400V		3P+≍	760336	770336
			3P+N+≍	760346	770346
125A	400V		3P+≍	760436	770436
			3P+N+≍	760446	770446
16A	24V		2P 150 VA		

Flange dimensions	Plugs and socket-outlets for distribution boards IP66/IP67/IP68/IP69			
	Straight		20° angled	
	Plugs	Socket-outlets	Plugs	Socket-outlets
65x83				
	762126	772126	763126	773126
	762136	772136	763136	773136
	762146	772146	763146	773146
	762226	772226	763226	773226
	762236	772236	763236	773236
100x108	762246	772246	763246	773246
	762336	772336	763336	773336
	762346	772346	763346	773346
114x114	762436	772436	763436	773436
	762446	772446	763446	773446






Examples of combinations

Code	Description	Qty
579840	Schuko double socket-outlet	2
773126	Socket-outlet, 20° angled, 16A 2P+≍ 230V 6h	2
532121	Enclosure for 2 places	2
472730	Interlocked socket 16A 3P+≍ 400V 6h	1
532303	14-module enclosure	1
538803	Mounting plate	1
538425	M25 quick coupling	3



Code	Description	Qty
776146	Wall-mounted plug, 65° angle, 16A 3P+N+≍ 6h	1
472620	Interlocked socket-outlet 16A 2P+≍ 230V 6h	1
472730	Interlocked socket 16A 3P+≍ 400V 6h	1
532303	14-module enclosure	1
538803	Mounting plate	1
538425	M25 quick coupling	3

Wall-mounted boxes IP66/IP67/IP68/IP69			
Module and flange	65° angle	Straight	Double
	Blind	Blind	Blind
			
M95 65x83	532131	532101	532121*
M125 100x108	532132	532102	532122
M125 114x114	532133	532103	-


532121 and 532122 are supplied with 1 blind closing flange





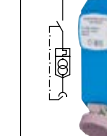
Schuko domestic bivalent sockets		
Flange dimensions	IP66	IP66 with plug inserted
		
65x83	579840	579860*+630052

532121 can only accommodate 1 item with code 579860

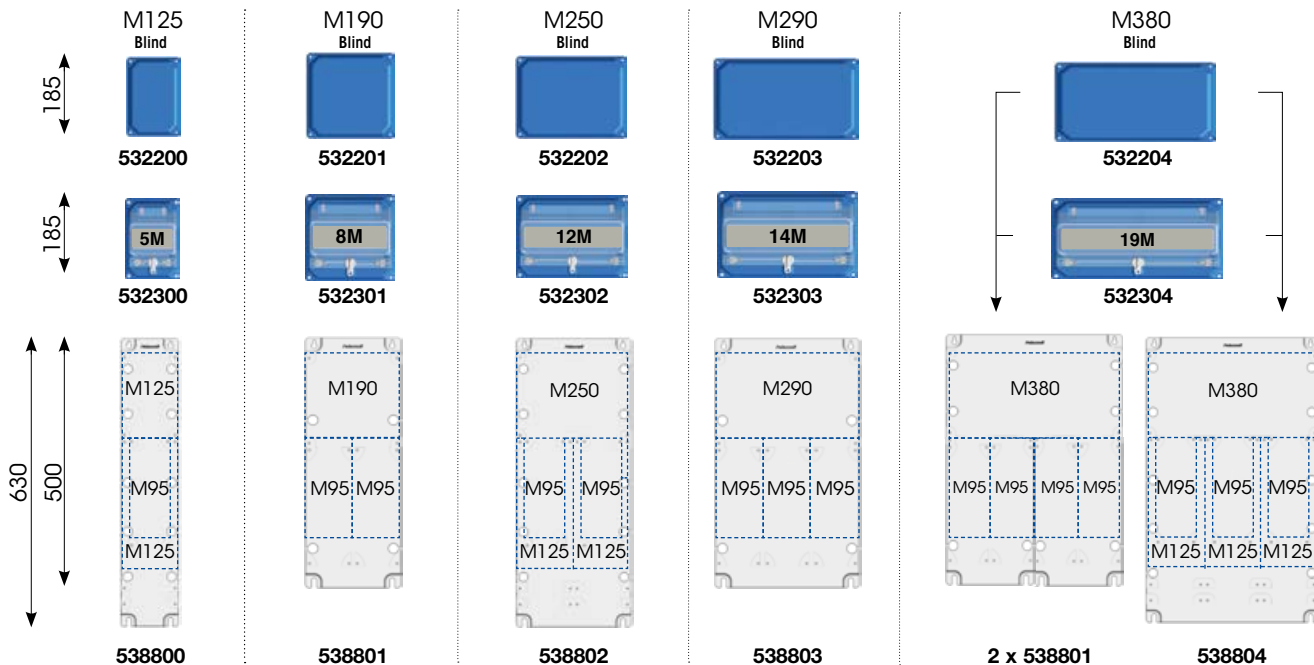
Maximum customisation




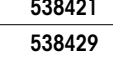

To design your own solutions

Plugs and socket-outlets 65°, for wall mounting IP66/IP67/IP68/IP69			
M95	M125	M95	M125
Blind	Blind	Blind	Blind
			
766126		776126	
766136		776136	
766146		776146	
766226		776226	
766236		776236	
	766246		776246
	766336		776336
	766346		776346
	766436		776436
	766446		776446

Interlocked socket-outlets for wall mounting IP66/IP67/IP69				
M95	M125	M95	M125	M95
M25	M32	M25	M32	M25
				
472620		470126	467126	
472730		470136	467136	
472830		470146	467146	
468226	472621	469226	470226	
468236	472731	469236	470236	
	472831		470246	
	472732		470336	
	472832		470346	
				469873

Compositions



Rated current	Module	Metric hole	Quick coupling	Fitting
16A-32A	M95	M25		
32A-63A	M125	M32		
125A	M125	M40	-	

*suitable for side coupling of boxes



TAIS series

Increased-safety interlocked socket-outlets

The industrial low voltage interlocked socket-outlets of the TAIS series are a range of products made in Palazzoli thermosetting GRP for heavy-duty applications, that comply with the IEC/EN 60309-1, IEC/EN 60309-2 and IEC/EN 60309-4 standards.

The system includes versions from 16A to 125A, with or without fuses, with MCB or with DIN rail that can be fitted with modular devices and with electrical interlock. The socket-outlets feature an IP66/IP67/IP69 protection rating and can be combined in compositions using the appropriate blind or transparent boxes. Versions above 32A feature Easy Contact receptacles for maximum contact performance over time and easier connection and disconnection operations.

The circuit protections, the fuses located in ceramic bases and the MCBs fixed on rail, are tightly fixed to the bottom of the socket and are accessible by opening the front lid in thermosetting GRP.

The interlock system is made with a steel bracket while the switch disconnecter is certified to the AC3-AC23A category at rated current.

Rated operating current:

			16A	32A	63A
Thermal current Ith		A	16	32	63
AC21A	415V	A	16	32	63
	500V	A	16	32	63
AC22A	415V	A	16	32	63
	500V	A	16	32	63
AC23A	230V	A	16	32	63
	400V				
	500V				
AC23A	230V	kW	4.5	8.5	20
	400V		7.5	15	34
	500V		8.5	17	44
AC3	230V	kW	4.5	8.5	18
	400V		7.5	15	31
	500V		8.5	17	40

Wiring data:

			16A	32A	63A
Entry cable sections	mm ²		1 - 10	6 - 16	
Tightening torque	Nm		2		

Compliance with standards	IEC/EN 60309-1 IEC/EN 60309-2 IEC/EN 60309-4 IEC/EN 60947-3
Material	Palazzoli thermosetting GRP
Protection rating (IP as per IEC/EN 60529)	IP66/IP67/IP69* * IP69 guaranteed with X-CEE series
Colour	RAL5015 (cover) RAL7042 (base)
Heat resistance abnormal and to fire ("Glow Wire" according to IEC/EN 60695-2-10)	960°C
Flammability rating (according to UL94)	V0
Impact resistance (IK rating according to IEC/EN 62262)	IK10
Rated current	16A - 32A - 63A
Operating Voltage	24V - 690V
Operating frequency	50-60Hz
Insulation voltage	690V
Insulation class	II □
Storage temperature	-50°C - +80°C
Operating temperature	-25°C - +50°C

Protection ratings:

IP6X	protected against access to dangerous parts and totally protected against dust
IPX6	protected against powerful water jets
IPX7	protected against the effects of temporary immersion (1 m - 30 min)
IPX8	protected against the effects of continuous immersion (1 m - 60 min)
IPX9	protected against high temperature and high pressure jets



Resistance to chemical agents

WATER	SALINE SOLUTION	ACIDS		BASES		SOLVENTS			
		CONCENTRATED	DILUTED	CONCENTRATED	DILUTED	ALCOHOL	ACETONE	PERCHLOROETHYLENE	BENZENE
↑	↑	→	↑	↑	↑	↑	↑	↑	↑
OILS		FATS		AMMONIA	OXIDISERS	INORGANIC SALTS	GASOLINE	DETERGENTS	UV RADIATION
MINERAL	VEGETABLE	ANIMAL	SYNTHETIC						
↑	↑	↑	↑	↑	↑	↑	↑	↑	↑

Legend: ↑ high resistance → partial resistance



Socket-outlets TAIS®

MODULE 95



Modular interlocked socket-outlets in thermosetting GRP with fuse holder base for wall-mounting 50-60Hz IP66/IP67/IP69

Rated current (A)	Rated voltage (V)	Voltage colour	Poles	h ref. (h)	Palazzoli code	Pack Qty
16 entry M25	110V	Yellow	2P+⊕	4	472610	1
	230V	Blue	2P+⊕	6	472620	1
	400V	Red	3P+⊕	6	472730	1
fuses 10.3x38	400V	Red	3P+N+⊕	6	472830	1
	32	110V	Yellow	2P+⊕	4	468224
entry M25	230V	Blue	2P+⊕	6	468226	1
	400V	Red	3P+⊕	6	468236	1
	fuses 10.3x38	380-440V	Red	3P+⊕	3	468233

MODULE 125



Modular interlocked socket-outlets in thermosetting GRP with fuse holder base for wall-mounting 50-60Hz IP66/IP67/IP69



Rated current (A)	Rated voltage (V)	Voltage colour	Poles	h ref. (h)	Palazzoli code	Pack Qty
32 entry M32	110V	Yellow	2P+⊕	4	472611	1
	230V	Blue	2P+⊕	6	472621	1
	400V	Red	3P+⊕	6	472731	1
fuses 14x51	400V	Red	3P+N+⊕	6	472831	1
	380-440V	Red	3P+⊕	3	472771	1
63 entry M32	110V	Yellow	2P+⊕	4	472612	1
	230V	Blue	2P+⊕	6	472622	1
	400V	Red	3P+⊕	6	472732	1
fuses 22x58	400V	Red	3P+N+⊕	6	472832	1

MODULE 95



Modular sockets in thermosetting GRP with safety transformer (SELV) for wall-mounting 50-60Hz IP67

Rated current (A)	Rated voltage	Poles	Power (VA)	Palazzoli code	Pack Qty
16 entry M25	230/24V	2P	150	469873	1

Features: continuous class II duty safety transformer enabled by the plug by means of microswitch.

MODULE 95



Modular interlocked socket-outlets in thermosetting GRP for wall-mounting 50-60Hz IP66/IP67/IP69

Rated current (A)	Rated voltage (V)	Voltage colour	Poles	h ref. (h)	Palazzoli code	Pack Qty
16 entry M25	230V	Blue	2P+⊕	6	470126	1
	400V	Red	3P+⊕	6	470136	1
	400V	Red	3P+N+⊕	6	470146	1
32 entry M25	230V	Blue	2P+⊕	6	469226	1
	400V	Red	3P+⊕	6	469236	1
	380-440V	Red	3P+⊕	3	469233	1

MODULE 125



Modular interlocked socket-outlets in thermosetting GRP for wall-mounting 50-60Hz IP66/IP67/IP69



Rated current (A)	Rated voltage (V)	Voltage colour	Poles	h ref. (h)	Palazzoli code	Pack Qty
16 entry M25	110V	Yellow	2P+⊕	4	467124	1
	230V	Blue	2P+⊕	6	467126	1
	400V	Red	3P+⊕	6	467136	1
entry M25	400V	Red	3P+N+⊕	6	467146	1
	32	230V	Blue	2P+⊕	6	470226
entry M32	400V	Red	3P+⊕	6	470236	1
	400V	Red	3P+N+⊕	6	470246	1
	380/440V	Red	3P+⊕	3	470233	1
63 entry M32	230V	Blue	2P+⊕	6	470326	1
	400V	Red	3P+⊕	6	470336	1
	400V	Red	3P+N+⊕	6	470346	1



Auxiliary contacts for 16A and 32A TAIS socket-outlet switches

Rated current (A)	Switch type	Contact type	Palazzoli code	Pack Qty
10	16-32A	1 NC (delayed)	270326	1
		1 NC (anticipated)	270327	1
		1 NC	270330	1
		1 NO	270331	1
		1 NO + 1 NC	270332	1

Features: code 270332 consisting of 2 contacts.



Boxes in thermosetting GRP with blind cover for composition of socket boards IP66/IP67

Outer dimensions (mm)	Holes	Max. number of installable sockets		Palazzoli code	Pack Qty
		Mod. 95	Mod. 125		
125x185x125	-	1	1	532200	1
190x185x125	-	2	-	532201	1
190x185x125	2xM25	2	-	532211	1
250x185x125	-	2	2	532202	1
290x185x125	-	3	-	532203	1
380x185x125	-	4	3	532204	1

Equipment included: code 532211 with 2 fittings M25 for rapid coupling.

Features: boxes supplied with drilling template.



Boxes in thermosetting GRP with transparent window for composition of socket boards IP66/IP67

Outer dimensions (mm)	Holes	Max. number of installable sockets		No. of modules DIN	Palazzoli code	Pack Qty
		Mod. 95	Mod. 125			
125x185x150	-	1	1	5	532300	1
190x185x150	-	2	-	8	532301	1
190x185x150	2xM25	2	-	8	532311	1
250x185x150	-	2	2	12	532302	1
290x185x150	-	3	-	14	532303	1
380x185x150	-	4	3	19	532304	1

Equipment included: code 532311 with 2 fittings M25 for rapid coupling.

Features: boxes supplied with drilling template. Padlockable modular door.



Fittings for rapid coupling for composition of socket boards IP66/IP67

Hole type	Mounting hole (mm)	Max diameter for cable passage (mm)	Palazzoli code	Pack Qty
M25	25.5	16	538425	1
M32	32.5	20	538432	1



Adaptors from Pg hole to metric hole IP67

Hole type	Mounting hole (mm)	Max diameter for cable passage (mm)	Palazzoli code	Pack Qty
M25	25.5	18	538421	1
M32	32.5	25	538429	1
M40	40.5	34	538436	1



Mounting plates in thermosetting GRP with guided system for composition of socket boards

Outer dimensions (mm)	Max. number of installable sockets		Palazzoli code	Pack Qty
	Mod. 95	Mod. 125		
125x630	1	1	538800	1
190x500	2	-	538801	1
250x630	2	2	538802	1
290x500	3	-	538803	1
380x630	3	3	538804	1



Coupling fitting for mounting plates

For mounting plates code	Palazzoli code	Pack Qty
538800, 538801, 538802, 538803, 538804	538791	50

Uses: these snap-on devices are fixed into their housings on the base plates for interlocked socket-outlets.

UPDATE OF TAIS SOCKETS INSTALLED BEFORE 2020



Kit for mounting auxiliary contacts for 16A and 32A TAIS sockets

For TAIS-ULYSSE-ALUPRES sockets	Contact type 10A	Palazzoli code	Pack Qty
16A - 32A	NCD - NOA - NC NO - NO+NC	270335	1

Components: kit consisting of cover, contact control cam and door lock.

Notes: auxiliary contacts not included.



Kit for mounting padlockable handle to be locked in position 0 and 1 for 16A and 63A TAIS sockets

For TAIS sockets module	For ALUPRES sockets module	Palazzoli code	Pack Qty
M95	M92	538295	1
M125	M125	538225	1

Components: kit consisting of a cover plate, handle, screw cover cap, screw and washer.

Notes: padlock not included.



X-CEE series

High-performance IEC 60309 industrial plugs and socket-outlets

High-performance industrial plugs and socket-outlets according to IEC/EN 60309-1 and IEC/EN 60309-2.

The quality of the materials, the terminals with cage clamps throughout the range, the broad entry cable clamping, the total protection rating, the resistance to impacts and crushing make this range suitable for use in the harshest environments.

The range offers maximum ease of use, with details such as easy cable coupling, the possibility of use in suspension, the absence of screws to fix the grips and ergonomic shapes.

The versions that are not directly available with a catalogue code can be realised by simply combining the plug insert with the grip or flange to obtain the desired configuration.

Cable features:

Rated current (A)	Poles	Entry cable diameter (mm)	Cable cross-section range (mm ²)
16	2P+⊕	6.3 - 18	1 - 10
	3P+⊕		
	3P+N+⊕	9 - 23	
32	2P+⊕	9 - 23	1 - 10
	3P+⊕	13 - 27	
	3P+N+⊕		
63	2P+⊕	14 - 36	6 - 25
	3P+⊕		
	3P+N+⊕		
125	2P+⊕	20 - 50	16 - 70
	3P+⊕		
	3P+N+⊕		

Compliance with standards	IEC/EN 60309-1 IEC/EN 60309-2
Casing material	Reinforced technopolymer
Protection rating (IP according to IEC/EN 60529)	IP66/IP67/IP68/IP69 * IP69 guaranteed with X-CEE series
Colour	Grey RAL 7046 Blue RAL 5015
Material of pins and receptacles	Solid nickel-plated brass
Resistance to abnormal heat and fire ("Glow wire" according to IEC/EN 60695-2-10)	960°C (wire terminal block) 850°C (casings)
Flammability rating (according to UL94)	V0 (wire terminal block) V2 (casings)
Impact resistance (IK rating according to IEC/EN 62262)	IK10
Resistance to crushing	> 500Kg
Rated current	16A - 32A - 63A - 125A
Operating Voltage	50V - 690V (1000V on request)
Operating frequency	50Hz - 500Hz and CC
Insulation voltage	690V (16A - 32A) 100V (63A - 125A)
Storage temperature	-50°C - +90°C
Operating temperature	-40°C - +60°C



Resistance to chemical agents

WATER	SALINE SOLUTION	ACIDS		BASES		SOLVENTS			
		CONCENTRATED	DILUTED	CONCENTRATED	DILUTED	ALCOHOL	ACETONE	PERCHLOROETHYLENE	BENZENE
↑	↑	→	→	↑	↑	↑	↑	↑	↑
OILS		FATS		AMMONIA	OXIDISERS	INORGANIC SALTS	GASOLINE	DETERGENTS	UV RADIATION
MINERAL	VEGETABLE	ANIMAL	SYNTHETIC						
↑	↑	↑	↑	↑	↑	↑	↑	↑	↑

Legend: ↑ high resistance → partial resistance





Straight
panel-mounted inlets
50-60Hz
IP66/IP67/IP68/IP69

Rated current (A)	Rated voltage (V)	Flange dimensions (mm)	Voltage colour	Poles	h ref. (h)	Palazzoli code	Pack Qty
16	230V	65x83	Yellow	2P+⊕	4	762124	1
	230V	65x83	Blue	2P+⊕	6	762126	1
	400V	65x83	Red	3P+⊕	6	762136	1
	400V	65x83	Red	3P+N+⊕	6	762146	1
	230V	65x83	Yellow	2P+⊕	4	762224	1
32	230V	65x83	Blue	2P+⊕	6	762226	1
	400V	65x83	Red	3P+⊕	6	762236	1
	400V	100x108	Red	3P+N+⊕	6	762246	1
63	400V	100x108	Red	3P+⊕	6	762336	1
	400V	100x108	Red	3P+N+⊕	6	762346	1
125	400V	114x114	Red	3P+⊕	6	762436	1
	400V	114x114	Red	3P+N+⊕	6	762446	1



20° angled
panel-mounted inlets
50-60Hz
IP66/IP67/IP68/IP69

Rated current (A)	Rated voltage (V)	Flange dimensions (mm)	Voltage colour	Poles	h ref. (h)	Palazzoli code	Pack Qty
16	230V	65x83	Yellow	2P+⊕	4	763124	1
	230V	65x83	Blue	2P+⊕	6	763126	1
	400V	65x83	Red	3P+⊕	6	763136	1
	400V	65x83	Red	3P+N+⊕	6	763146	1
	230V	65x83	Yellow	2P+⊕	4	763224	1
32	230V	65x83	Blue	2P+⊕	6	763226	1
	400V	65x83	Red	3P+⊕	6	763236	1
	400V	100x108	Red	3P+N+⊕	6	763246	1
63	400V	100x108	Red	3P+⊕	6	763336	1
	400V	100x108	Red	3P+N+⊕	6	763346	1
125	400V	114x114	Red	3P+⊕	6	763436	1
	400V	114x114	Red	3P+N+⊕	6	763446	1



Straight
panel-mounted sockets
50/60Hz
IP66/IP67/IP68/IP69

Rated current (A)	Rated voltage (V)	Flange dimensions (mm)	Voltage colour	Poles	h ref. (h)	Palazzoli code	Pack Qty
16	110V	65x83	Yellow	2P+⊕	4	772124	1
	230V	65x83	Blue	2P+⊕	6	772126	10
	400V	65x83	Red	3P+⊕	6	772136	1
	400V	65x83	Red	3P+N+⊕	6	772146	1
	110V	65x83	Yellow	2P+⊕	4	772224	1
32	230V	65x83	Blue	2P+⊕	6	772226	1
	400V	65x83	Red	3P+⊕	6	772236	1
	400V	100x108	Red	3P+N+⊕	6	772246	1
63	380-440V	65x83	Red	3P+⊕	3	772233	1
	400V	100x108	Red	3P+⊕	6	772336	1
	400V	100x108	Red	3P+N+⊕	6	772346	1
	400V	114x114	Red	3P+⊕	6	772436	1
125	400V	114x114	Red	3P+N+⊕	6	772446	1



20° angled
panel-mounted sockets
50/60Hz
IP66/IP67/IP68/IP69

Rated current (A)	Rated voltage (V)	Flange dimensions (mm)	Voltage colour	Poles	h ref. (h)	Palazzoli code	Pack Qty
16	110V	65x83	Yellow	2P+⊕	4	773124	1
	230V	65x83	Blue	2P+⊕	6	773126	10
	400V	65x83	Red	3P+⊕	6	773136	1
	400V	65x83	Red	3P+N+⊕	6	773146	1
	110V	65x83	Yellow	2P+⊕	4	773224	1
32	230V	65x83	Blue	2P+⊕	6	773226	1
	400V	65x83	Red	3P+⊕	6	773236	1
	400V	100x108	Red	3P+N+⊕	6	773246	1
63	380-440V	65x83	Red	3P+⊕	3	773233	1
	400V	100x108	Red	3P+⊕	6	773336	1
	400V	100x108	Red	3P+N+⊕	6	773346	1
	400V	114x114	Red	3P+⊕	6	773436	1
125	400V	114x114	Red	3P+N+⊕	6	773446	1



65° angled wall-mounted boxes for 1 X-CEE device
IP66/IP67/IP68/IP69

Flange dimensions (mm)	Box dimensions (mm)	Palazzoli code	Pack Qty
65x83	92x125	532131	1
100x108	125x185	532132	1
114x114	125x185	532133	1



Wall-mounted boxes for 1 X-CEE device
IP66/IP67/IP68/IP69

Flange dimensions (mm)	Box dimensions (mm)	Palazzoli code	Pack Qty
65x83	92x125	532101	1
100x108	125x185	532102	1
114x114	125x185	532103	1



Wall-mounted boxes for 2 X-CEE devices
IP66/IP67/IP68/IP69

Flange dimensions (mm)	Box dimensions (mm)	Palazzoli code	Pack Qty
2x(65x83)	92x255	532121	1
2x(100x108)	125x352	532122	1



Plates with guided system for mounting TAIS socket-outlets and X-CEE plugs/socket-outlets

Outer dimensions (mm)	Max. number of installable sockets		Palazzoli code	Pack Qty
	Mod. 95	Mod. 125		
125x630	1	1	538800	1
190x500	2	-	538801	1
250x630	2	2	538802	1
290x500	3	-	538803	1
380x630	3	3	538804	1



Straight mobile plugs 50-60Hz
IP66/IP67/IP68/IP69

Rated current (A)	Rated voltage (V)	Voltage colour	Poles	h ref. (h)	Palazzoli code	Pack Qty
16	110V	Yellow	2P+⊕	4	760124	1
	230V	Blue	2P+⊕	6	760126	10
	400V	Red	3P+⊕	6	760136	10
	400V	Red	3P+N+⊕	6	760146	10
32	110V	Yellow	2P+⊕	4	760224	1
	230V	Blue	2P+⊕	6	760226	1
	400V	Red	3P+⊕	6	760236	5
	400V	Red	3P+N+⊕	6	760246	5
63	380-440V	Red	3P+⊕	3	760233	1
	400V	Red	3P+⊕	6	760336	1
	400V	Red	3P+N+⊕	6	760346	1
125	400V	Red	3P+⊕	6	760436	1
	400V	Red	3P+N+⊕	6	760446	1



Straight mobile socket-outlets 50-60Hz
IP66/IP67/IP68/IP69

Rated current (A)	Rated voltage (V)	Voltage colour	Poles	h ref. (h)	Palazzoli code	Pack Qty
16	110V	Yellow	2P+⊕	4	770124	1
	230V	Blue	2P+⊕	6	770126	10
	400V	Red	3P+⊕	6	770136	10
	400V	Red	3P+N+⊕	6	770146	10
32	110V	Yellow	2P+⊕	4	770224	1
	230V	Blue	2P+⊕	6	770226	1
	400V	Red	3P+⊕	6	770236	5
	400V	Red	3P+N+⊕	6	770246	5
63	380-440V	Red	3P+⊕	3	770233	1
	400V	Red	3P+⊕	6	770336	1
	400V	Red	3P+N+⊕	6	770346	1
125	400V	Red	3P+⊕	6	770436	1
	400V	Red	3P+N+⊕	6	770446	1



Coupling fitting for mounting plates

For mounting plates code	Palazzoli code	Pack Qty
538800, 538801, 538802, 538803, 538804	538791	50

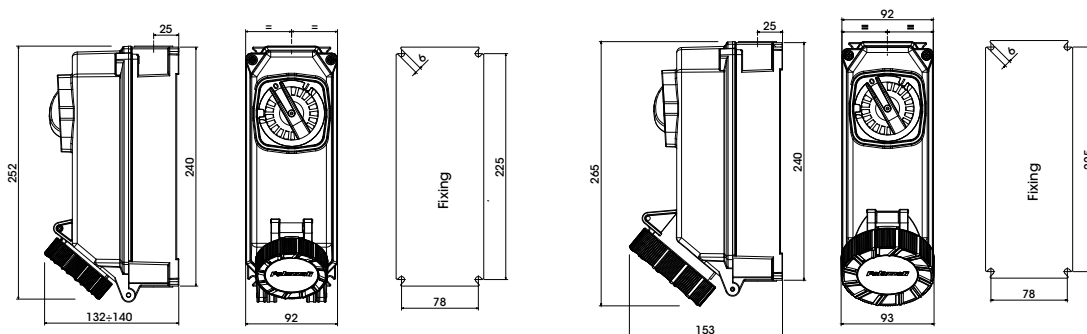
Uses: these snap-on devices are fixed into their housings on the base plates for interlocked socket-outlets.



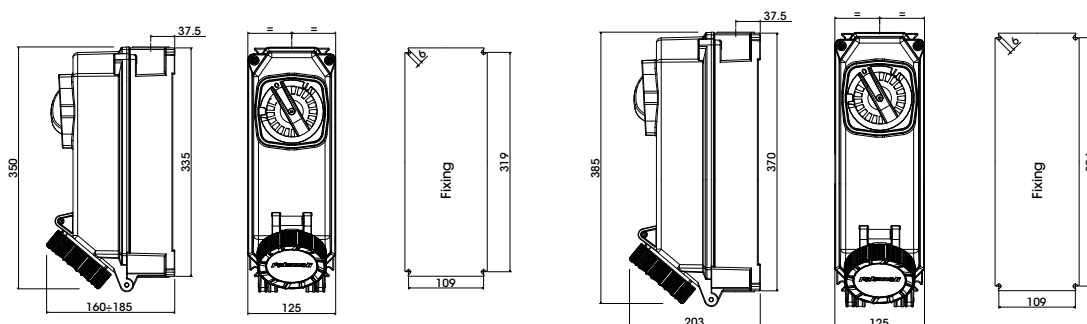
DIMENSIONS

TAIS series

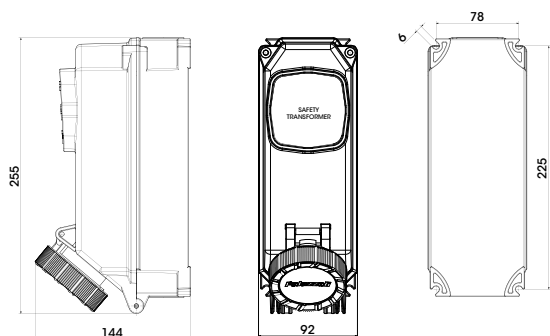
Interlocked socket-outlets - Module 95, 16A - 32A



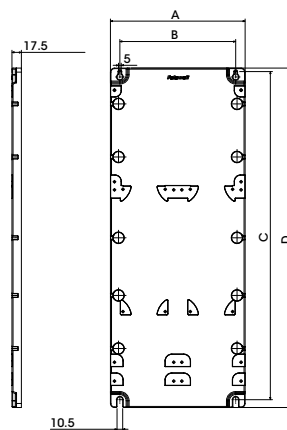
Interlocked socket-outlets - Module 125, 16A/32A - 63A



24V sockets with transformer

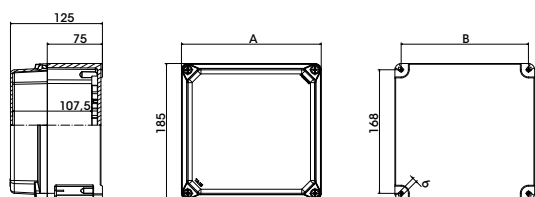


Back plates in thermosetting GRP



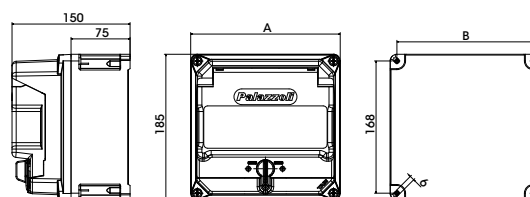
Code	A (mm)	B (mm)	C (mm)	D (mm)
538800	125	90	609	630
538801	190	155	480	500
538802	250	215	609	630
538803	290	255	483	500
538804	380	345	609	630

Blind boxes



Code	A (mm)	B (mm)
532200	125	108
532201	190	173
532202	250	233
532203	290	273
532204	380	363

Boxes with window



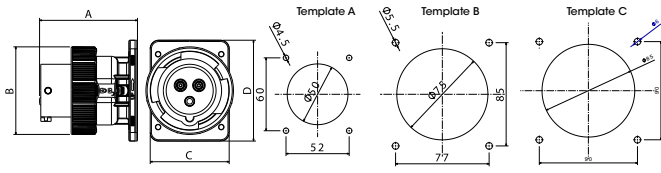
Code	A (mm)	B (mm)
532300	125	108
532301	190	173
532302	250	233
532303	290	273
532304	380	363



DIMENSIONS

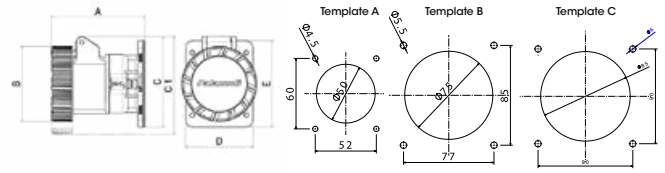
X-CEE series

Flush-mounted straight plugs



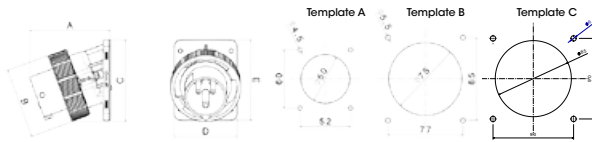
Rated current (A)	No. of poles	A (mm)	B (mm)	C (mm)	D (mm)	Template
16	2P+⊕	81	72	65	83	A
	3P+⊕	82	80			
	3P+N+⊕	84	87			
32	2P+⊕	91	93	100	108	B
	3P+⊕	93.5	100			
	3P+N+⊕	93.5	100			
63	2P+⊕	128.5	112	100	108	B
	3P+⊕	128.5	112			
	3P+N+⊕	128.5	112			
125	2P+⊕	134	126	114	114	C
	3P+⊕	134	126			
	3P+N+⊕	134	126			

Flush-mounted straight socket-outlets



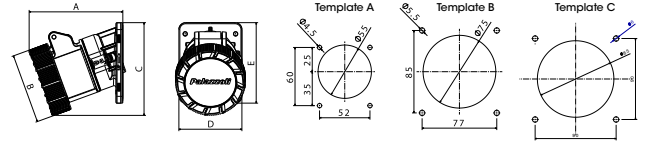
Rated current (A)	No. of poles	A (mm)	B (mm)	C (mm)	C1 (mm)	D (mm)	E (mm)	Template
16	2P+⊕	90	72	87	65	83	A	
	3P+⊕	91	80	91				
	3P+N+⊕	94	87	97				
32	2P+⊕	104	93	97.5	102.5	100	108	B
	3P+⊕	104	93	97.5	102.5			
	3P+N+⊕	108	100	114	117			
63	2P+⊕, 3P+⊕, 3P+N+⊕	150	109	116.5	117	100	108	B
125	2P+⊕, 3P+⊕, 3P+N+⊕	157	124	127	132	114	114	C

Flush-mounted angled plugs



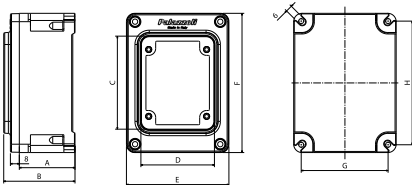
Rated current (A)	No. of poles	A (mm)	B (mm)	C (mm)	D (mm)	E (mm)	Template
16	2P+⊕	83	72	84	65	83	A
	3P+⊕	84	80	88			
	3P+N+⊕	89	87	92			
32	2P+⊕	95	93	96	100	108	B
	3P+⊕	95	93	96			
	3P+N+⊕	100	100	115			
63	2P+⊕	134	112	132	100	108	B
	3P+⊕	134	112	132			
	3P+N+⊕	134	112	132			
125	2P+⊕	144	126	147	114	114	C
	3P+⊕	144	126	147			
	3P+N+⊕	144	126	147			

Flush-mounted angled socket-outlets



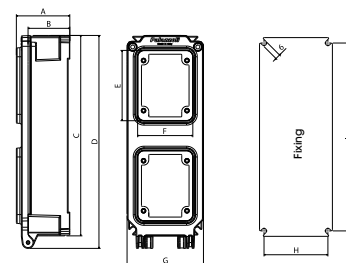
Rated current (A)	No. of poles	A (mm)	B (mm)	C (mm)	D (mm)	E (mm)	Template
16	2P+⊕	97	72	96	65	83	A
	3P+⊕	99	80	100			
	3P+N+⊕	103	87	104			
32	2P+⊕	113	93	110	100	108	B
	3P+⊕	113	93	110			
	3P+N+⊕	118	100	130			
63	2P+⊕, 3P+⊕, 3P+N+⊕	161	109	152	100	108	B
125	2P+⊕, 3P+⊕, 3P+N+⊕	172	124	168	114	114	C

Wall enclosures for one device



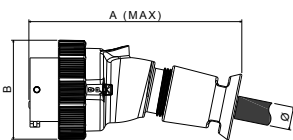
Code	A (mm)	B (mm)	C (mm)	D (mm)	E (mm)	F (mm)	G (mm)	H (mm)
532101	50	64	83	65	92	125	78	111
532102	75	91	108	100	125	185	111	171
532103		108.5	114	114				

Wall enclosures for two devices



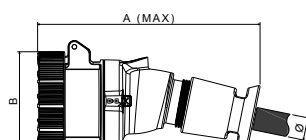
Code	A (mm)	B (mm)	C (mm)	D (mm)	E (mm)	F (mm)	G (mm)	H (mm)	I (mm)
532121	64	50	240	255	83	65	92	78	225
532122	91	75	335	352	108	100	125	109	319

Straight mobile plugs



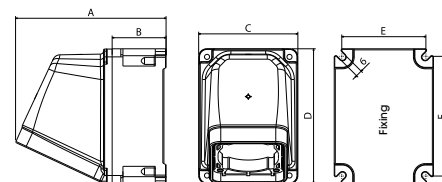
Rated current (A)	No. of poles	A (mm)	B (mm)	Ø (mm)
16	2P+⊕	167	72	6.3-18
	3P+⊕	173.5	80	
	3P+N+⊕	186.5	87	
32	2P+⊕	194	93	11-23
	3P+⊕	194	93	
	3P+N+⊕	207	100	
63	2P+⊕	252	112	14.5-37
	3P+⊕	252	112	
	3P+N+⊕	252	112	
125	2P+⊕	336	124	25-50
	3P+⊕	336	124	
	3P+N+⊕	336	124	

Straight mobile socket-outlets



Rated current (A)	No. of poles	A (mm)	B (mm)	Ø (mm)
16	2P+⊕	176	72	6.3-18
	3P+⊕	183	80	
	3P+N+⊕	197	87	
32	2P+⊕	207	93	9-23
	3P+⊕	207	93	
	3P+N+⊕	221	100	
63	2P+⊕, 3P+⊕, 3P+N+⊕	272	109	14.5-37
125	2P+⊕, 3P+⊕, 3P+N+⊕	336	124	25-50

65° wall enclosures



Code	A (mm)	B (mm)	C (mm)	D (mm)	E (mm)	F (mm)
532131	140	50	92	125	78	111
532132	190	75	125	185	111	171
532133						

The **TAIS**[®] system

In 1971 the **TAIS system** entered the market, setting new standards with its **unique and winning** technical features



Pre-wired boards



Interlocked mobile and fixed socket-outlets



ASC boards



Wall-mounted isolator switches




Products that set the standard

Installations of over 30 years continue today to offer their service with **consistency and reliability**:
this is our best advertisement



Distribution boards with blind door Distribution boards with transparent door



Enclosures and control units



Control devices

NEW TAIS®

Tradition in evolution

palazzoli.com

Palazzoli S.p.A. Via F. Palazzoli, 31 - 25128 Brescia - Italy
Tel. +39 030 2015.1 - Fax +39 030 2015.258
export@palazzoli.it

Palazzoli