



# SIRCOVER PV

## 200A - 250A - 400A - 500A - 630A

IS 539396-A

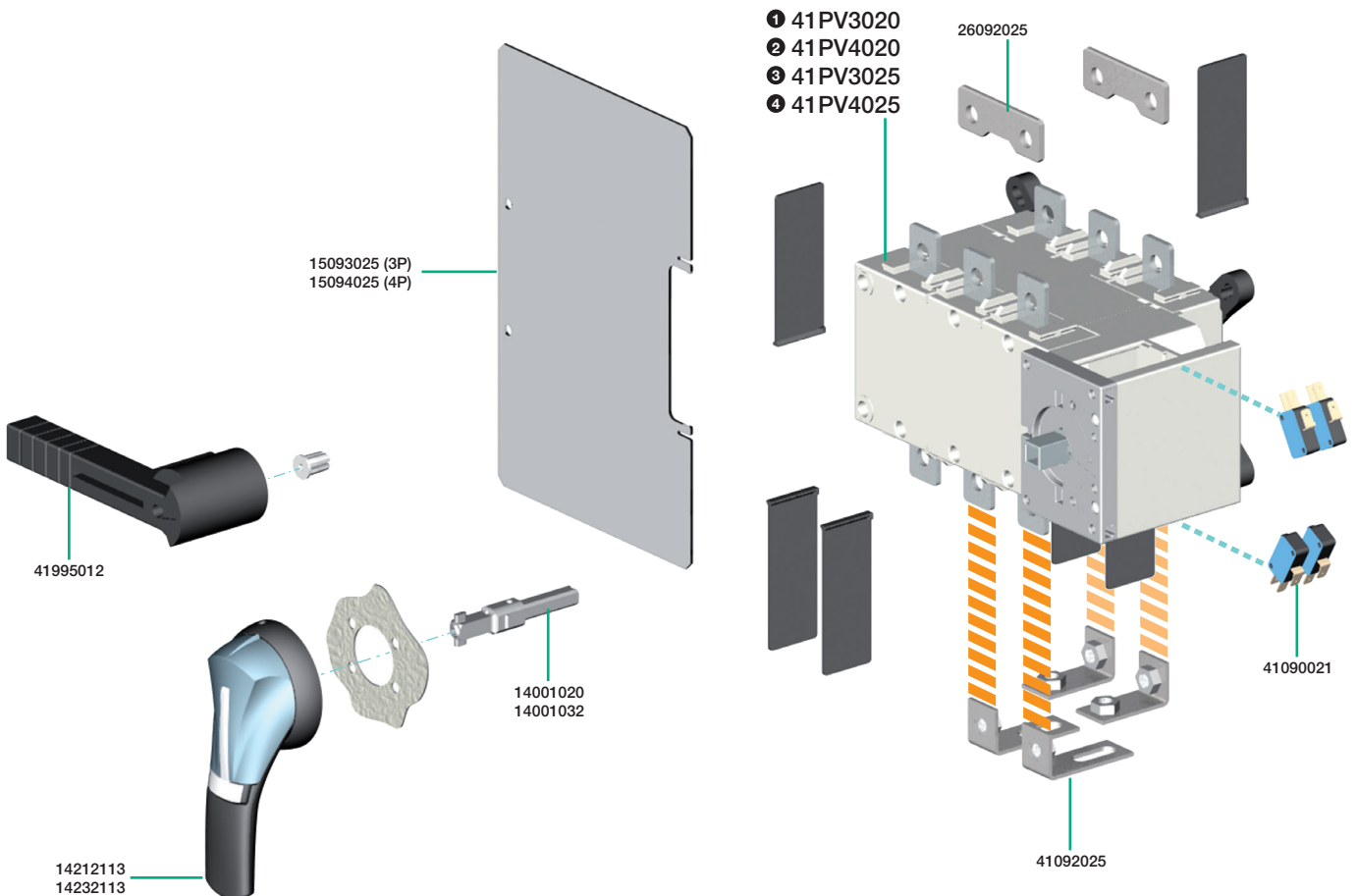
► LOAD BREAK SWITCH

- GB** Assembly and wiring of SIRCOVER PV.
- F** Montage et câblage des SIRCOVER PV.
- E** Montaje y conexión de los SIRCOVER PV.



### Switch and accessories L'interrupteur et ses accessoires El interruptor y sus accesorios

RECTO-VERSO / S blanc offset 80g/m² / QUADRI / F 210x297 / P 1 PUI ROULE



**⚠ DANGER / PELIGRO**

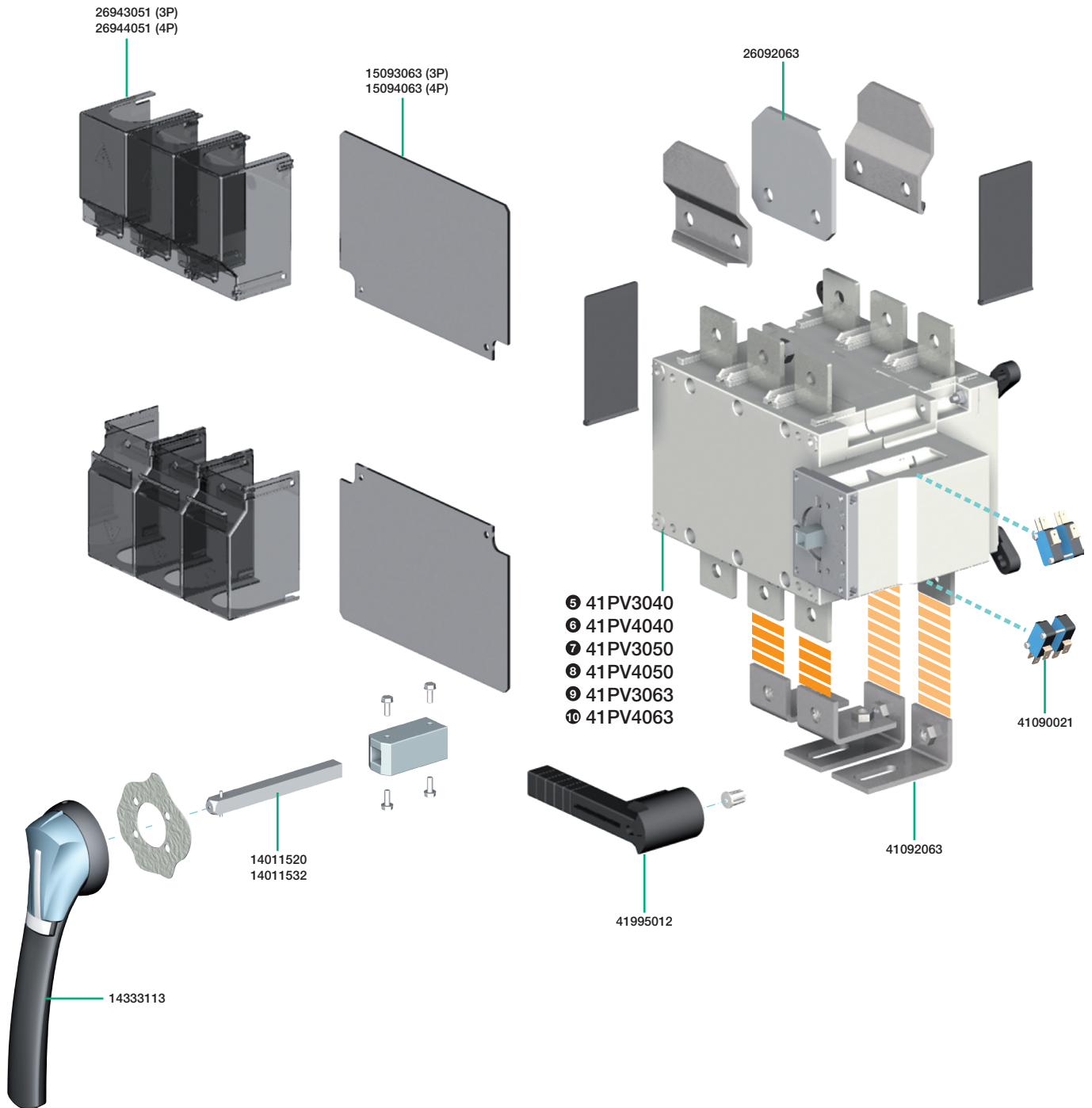
**HAZARDOUS VOLTAGE.** This equipment must be installed and serviced only by qualified electrical personnel. Turn off all power supplying this equipment before working on or inside equipment. Always use a properly rated voltage sensing device to confirm power is off. Replace all devices, doors, and covers before turning on power to this equipment. **Failure to follow these instructions will result in death or serious injury.**

**TENSION DANGEREUSE.** L'installation et l'entretien de cet appareil ne doivent être effectués que par du personnel qualifié. Coupez l'alimentation de cet appareil avant d'y travailler. Utilisez toujours un dispositif de détection de tension à valeur nominale approprié pour confirmer que toute alimentation est coupée. Remplacez tous les dispositifs, les portes et les couvercles avant de mettre cet appareil sous tension. **Si ces précautions ne sont pas respectées, cela entraînera la mort ou des blessures graves.**

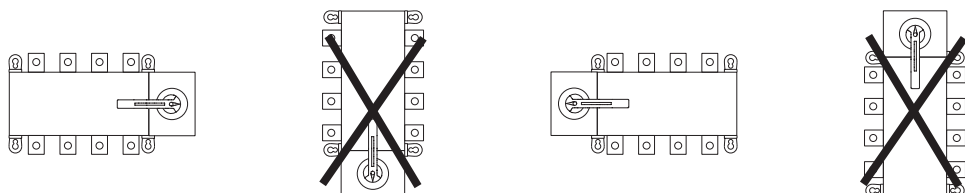
**TENSION PELIGROSA.** Solamente el personal de mantenimiento eléctrico especializado deberá instalar y prestar servicios de mantenimiento a este equipo. Desenergice el equipo antes de realizar cualquier trabajo en él. Siempre utilice un dispositivo detector de tensión adecuado para confirmar la desenergización del equipo. Vuelva a colocar todos los dispositivos, las puertas y las cubiertas antes de energizar este equipo. **El incumplimiento de estas precauciones podrá causar la muerte o lesiones serias.**

Keep the instruction sheet, it is necessary for the mounting of the accessories.  
Ne jetez pas cette notice : elle sera nécessaire pour le montage des accessoires.  
No tirar ésta noticia, porque es necesaria para el montaje de los accesorios.

**Switch and accessories**  
**L'interrupteur et ses accessoires**  
**El interruptor y sus accesorios**

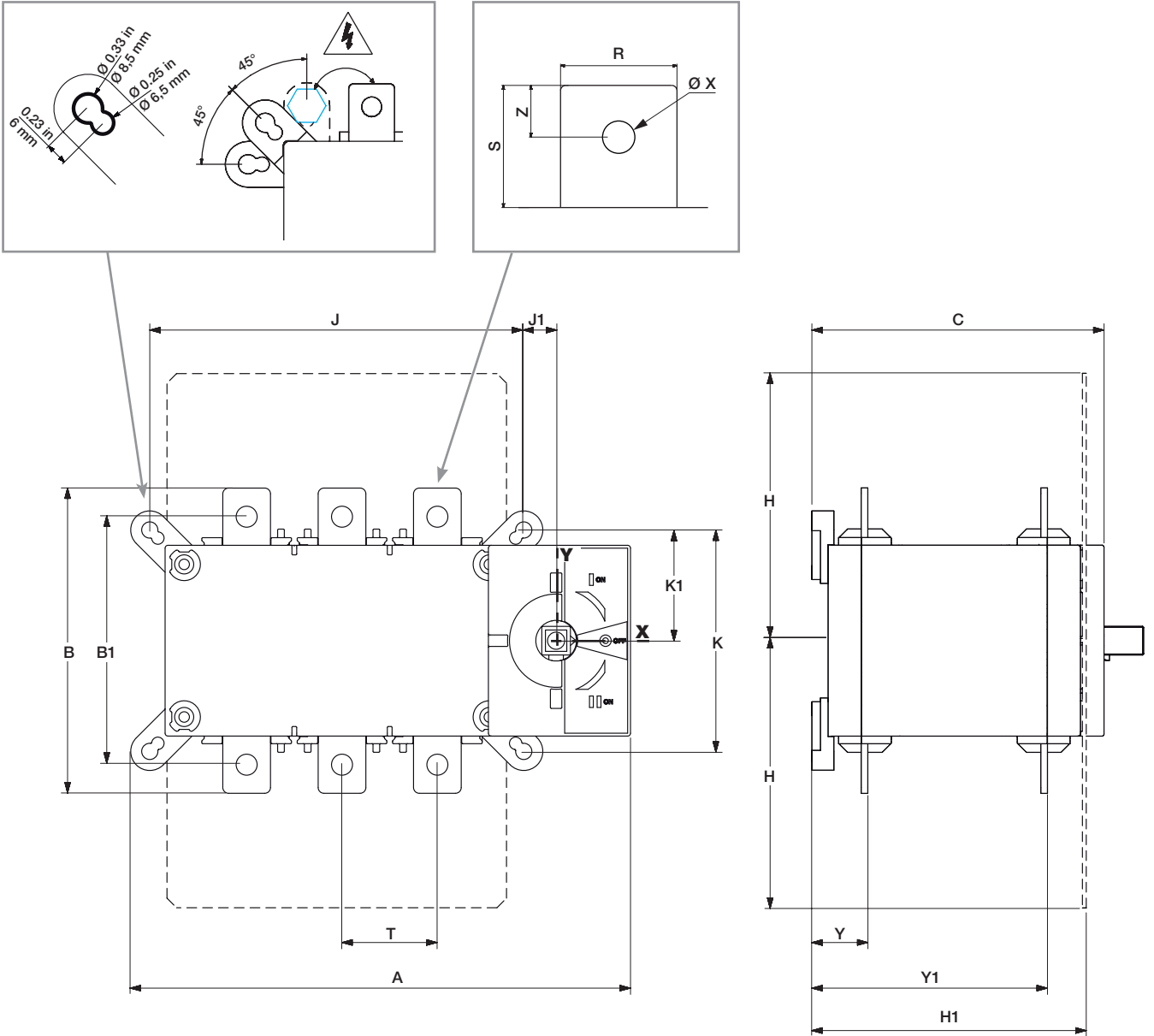


**Mounting orientation**  
**Sens de montage**  
**Sentido de montaje**



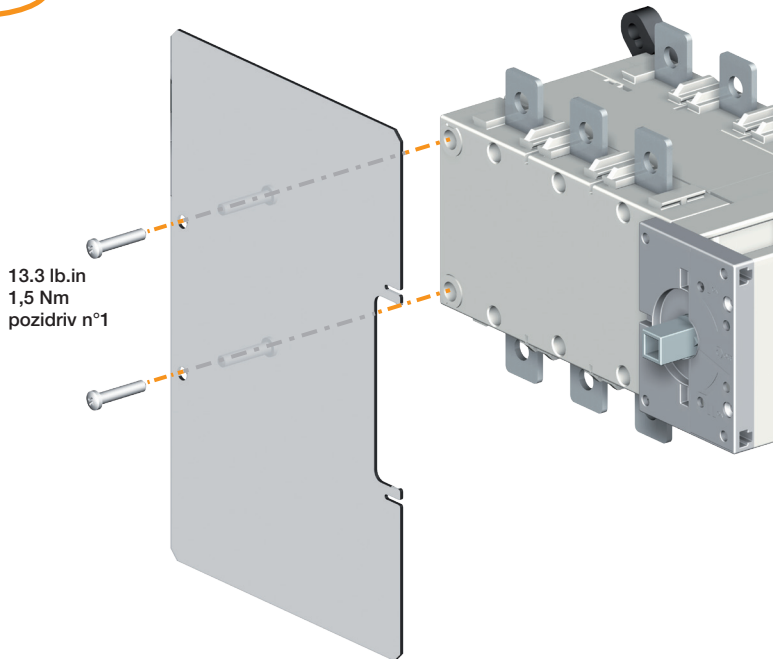
- ① 41PV3020      ② 41PV4020
- ③ 41PV3025      ④ 41PV4025
- ⑤ 41PV3040      ⑥ 41PV4040
- ⑦ 41PV3050      ⑧ 41PV4050
- ⑨ 41PV3063      ⑩ 41PV4063

Dual dimensions    in/mm  
 Double dimensions in/mm  
 Doble dimensiones in/mm



	A		B		B1		C		H		H1		J		J1		K		K1		R		S		T		X		Y		Y1		Z	
	in	mm	in	mm	in	mm	in	mm	in	mm	in	mm	in	mm	in	mm	in	mm	in	mm	in	mm	in	mm	in	mm	in	mm	in	mm	in	mm		
①	10.31	262	6.30	160	5.11	130	6.02	153	5.51	140	5.67	144	7.71	196	0.67	17	4.56	116	2.28	58	0.98	25	1.18	30	1.96	50	0.43	11	1.18	30	4.88	124	0.59	15
②	12.28	312											9.68	246																				
③	10.31	262	6.30	160	5.11	130	6.02	153	5.51	140	5.67	144	7.71	196	0.67	17	4.56	116	2.28	58	0.98	25	1.18	30	1.96	50	0.43	11	1.18	30	4.88	124	0.59	15
④	12.28	312											9.68	246																				
⑤	12.56	319	10.23	260	8.66	220	9.09	231	8.26	210	8.38	213	9.68	246	0.63	16	6.93	176	3.46	88	1.77	45	1.96	50	2.56	65	0.51	13	1.69	43	7.08	180	0.78	20
⑥	14.92	379											12.04	306																				
⑦	12.56	319	10.23	260	8.66	220	9.09	231	8.26	210	8.38	213	9.68	246	0.63	16	6.93	176	3.46	88	1.77	45	1.96	50	2.56	65	0.51	13	1.69	43	7.08	180	0.78	20
⑧	14.92	379											12.04	306																				
⑨	12.56	319	10.23	260	8.66	220	9.09	231	8.26	210	8.38	213	9.68	246	0.63	16	6.93	176	3.46	88	1.77	45	1.96	50	2.56	65	0.51	13	1.69	43	7.08	180	0.78	20
⑩	14.92	379											12.04	306																				

**Mounting of terminal covers**  
**Montage des capots**  
**Montaje de los Cubrebornes**

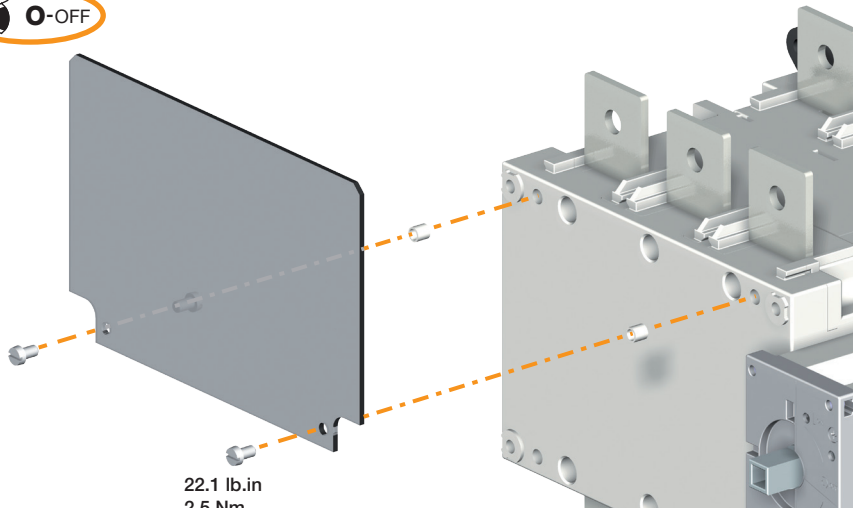
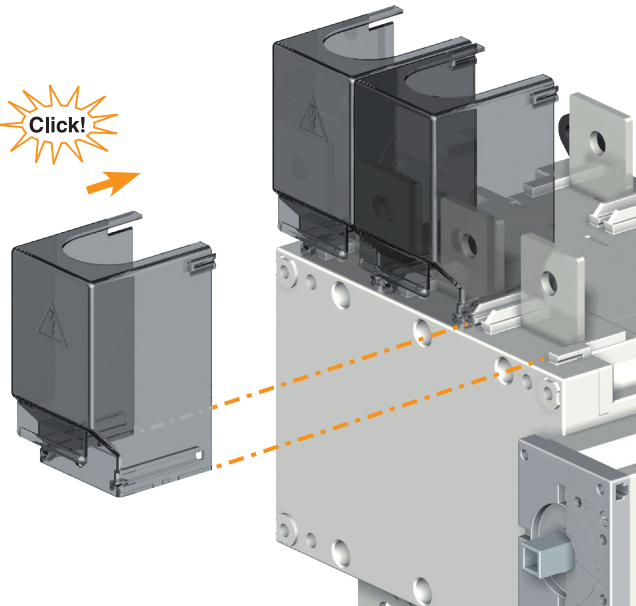


13.3 lb.in  
 1,5 Nm  
 pozidriv n°1

	Ref. TOP or BOTTOM Ref. AMONT ou AVAL Referencia SUPERIOR o INFERIOR
① 41PV3020 ③ 41PV3025	15093025
② 41PV4020 ④ 41PV4025	15094025



	Ref. TOP or BOTTOM Ref. AMONT ou AVAL Referencia SUPERIOR o INFERIOR
⑤ 41PV3040 ⑦ 41PV3050 ⑨ 41PV3063	26943051
⑥ 41PV4040 ⑧ 41PV4050 ⑩ 41PV4063	26944051



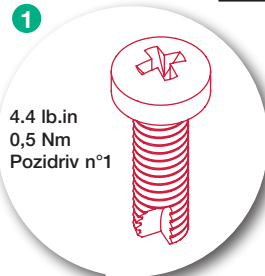
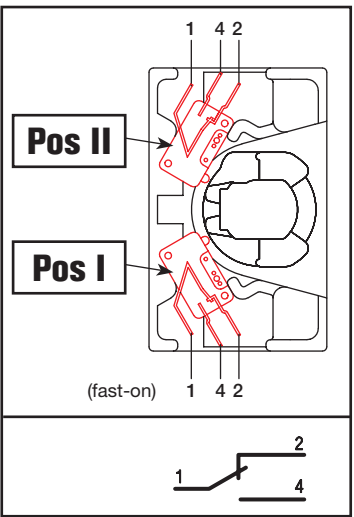
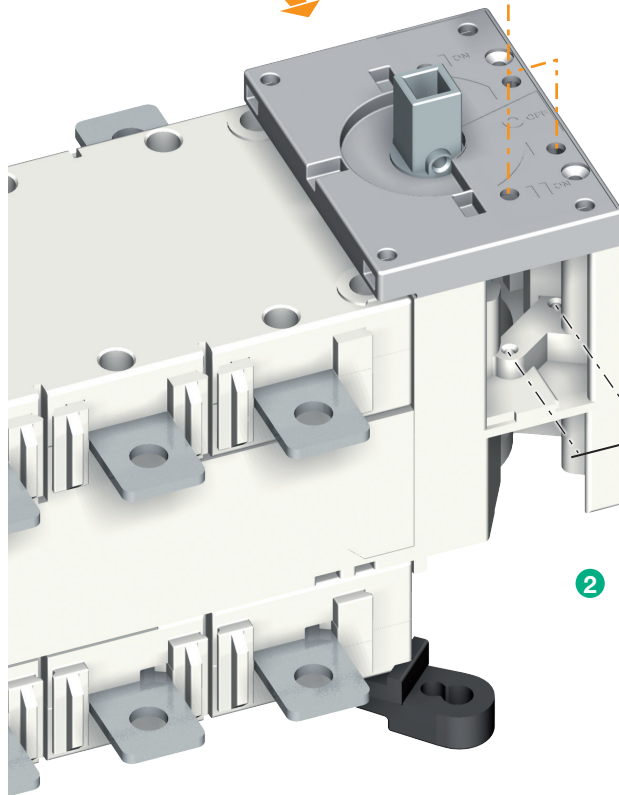
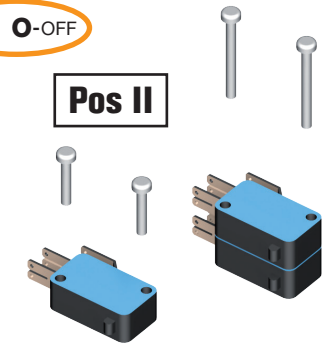
22.1 lb.in  
 2,5 Nm  
 pozidriv n°1

	Ref. TOP or BOTTOM Ref. AMONT ou AVAL Referencia SUPERIOR o INFERIOR
⑤ 41PV3040 ⑦ 41PV3050 ⑨ 41PV3063	15093063
⑥ 41PV4040 ⑧ 41PV4050 ⑩ 41PV4063	15094063

**Mounting of auxiliary contacts**  
**Montage des contacts auxiliaires**  
**Montaje de los contactos auxiliares**



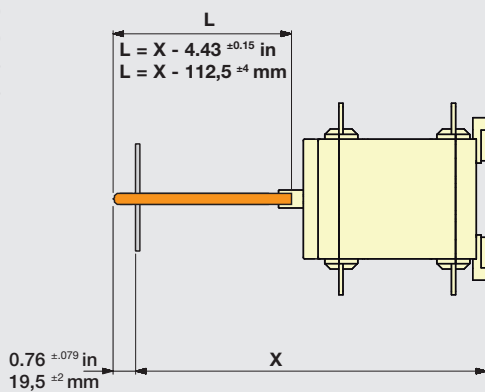
**Pos II**



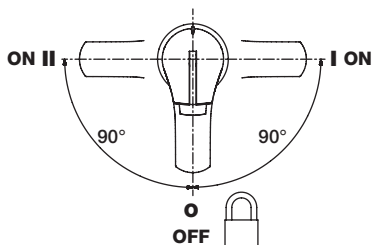
**Pos I**

41090021

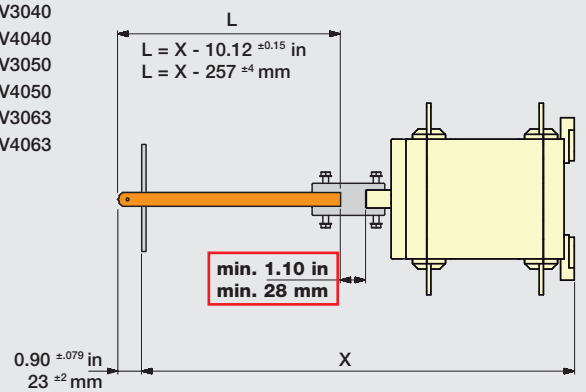
- 1 41PV3020
- 2 41PV4020
- 3 41PV3025
- 4 41PV4025



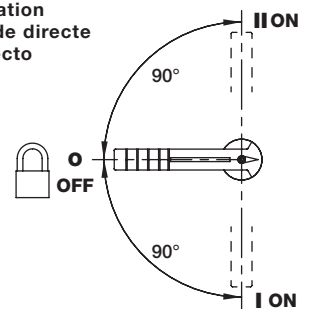
**Padlocking position / External operation**  
**Position cadenassage / Commande extérieure**  
**Posición de bloqueo / Mando exterior**



- 5 41PV3040
- 6 41PV4040
- 7 41PV3050
- 8 41PV4050
- 9 41PV3063
- 10 41PV4063



**Padlocking position / Direct operation**  
**Position cadenassage / Commande directe**  
**Posición de bloqueo / Mando directo**

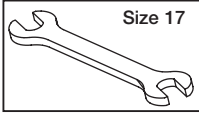


**Connection**  
**Raccordement**  
**Conexión**

	200 A	250 A	400 A	500 A	630 A
Nominal cables section Cu (mm <sup>2</sup> ) Section nominale câbles Cu (mm <sup>2</sup> ) Sección nominal cables Cu(mm <sup>2</sup> )	95	120	240	2 x 150	2 x 185
Nominal bars dimension Cu (mm <sup>2</sup> ) Dimension nominale barres Cu (mm <sup>2</sup> ) Sección nominal barra Cu (mm <sup>2</sup> )	-	-	-	2 x 30 x 5	2 x 40 x 5
Maximal bars width Cu (mm) Largeur maximale barres Cu (mm) Anchura máxima barra Cu (mm)	32	32	40	40	40

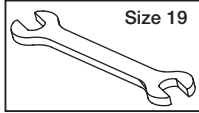
	Bridging bars Barres de pontage Pletina de puentado
<b>1</b> 41PV3020 <b>2</b> 41PV4020 <b>3</b> 41PV3025 <b>4</b> 41PV4025	41092025
<b>5</b> 41PV3040 <b>6</b> 41PV4040 <b>7</b> 41PV3050 <b>8</b> 41PV4050 <b>9</b> 41PV3063 <b>10</b> 41PV4063	41092063

**1 2 3 4**



Size 17

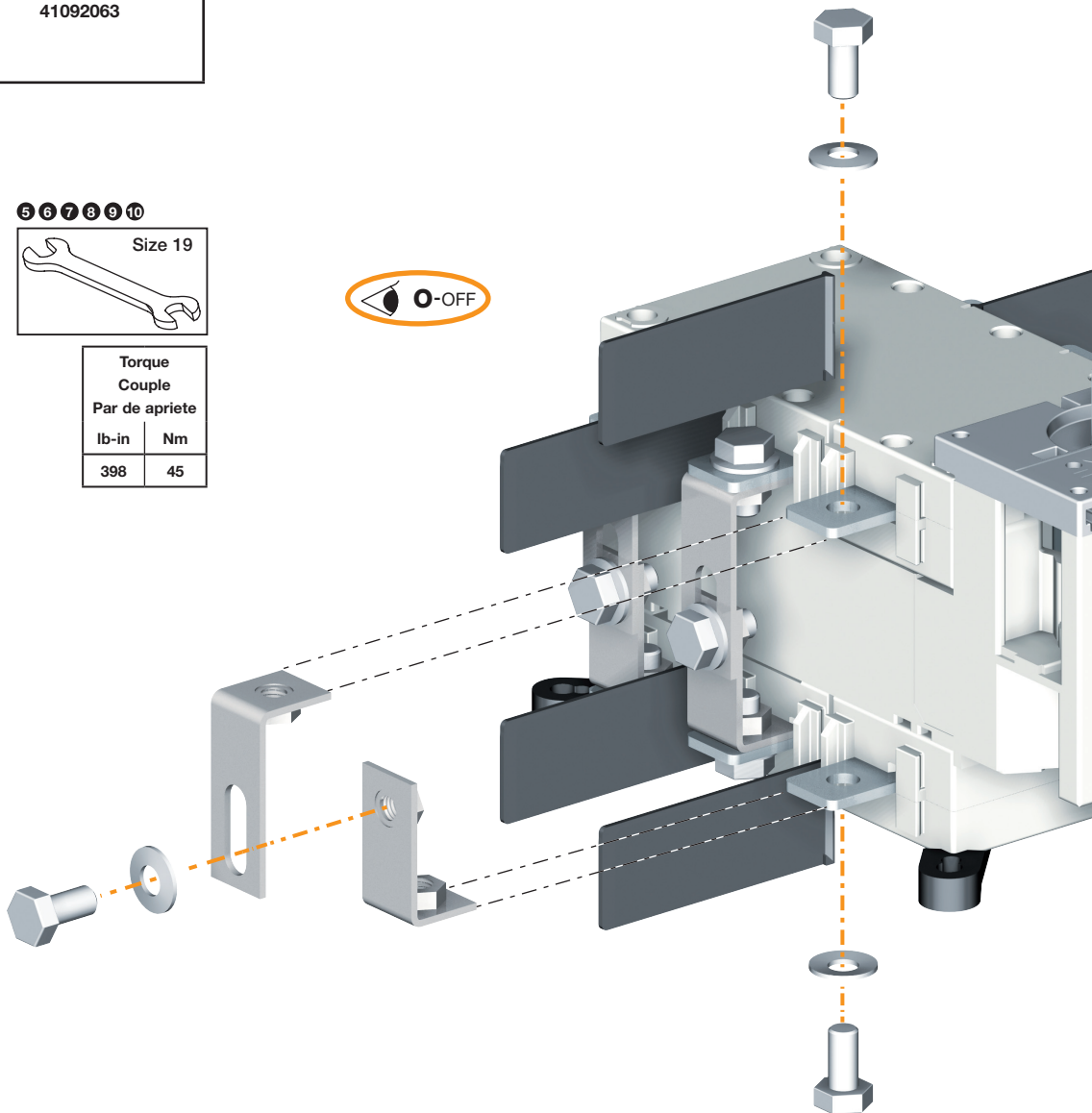
**5 6 7 8 9 10**



Size 19

Torque Couple Par de apriete	
lb-in	Nm
230	26

Torque Couple Par de apriete	
lb-in	Nm
398	45



**Mounting of jumpers**  
**Montage des barres de pontage**  
**Montaje de las pletinas de union**

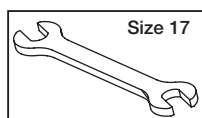
SIRCOVER PV devices are certified including SOCOMEC bridging bar accessories only.  
 For other associations please ensure to contact SOCOMEC in advance to receive approval.  
 SOCOMEC decline all responsibility when these instructions are not followed.



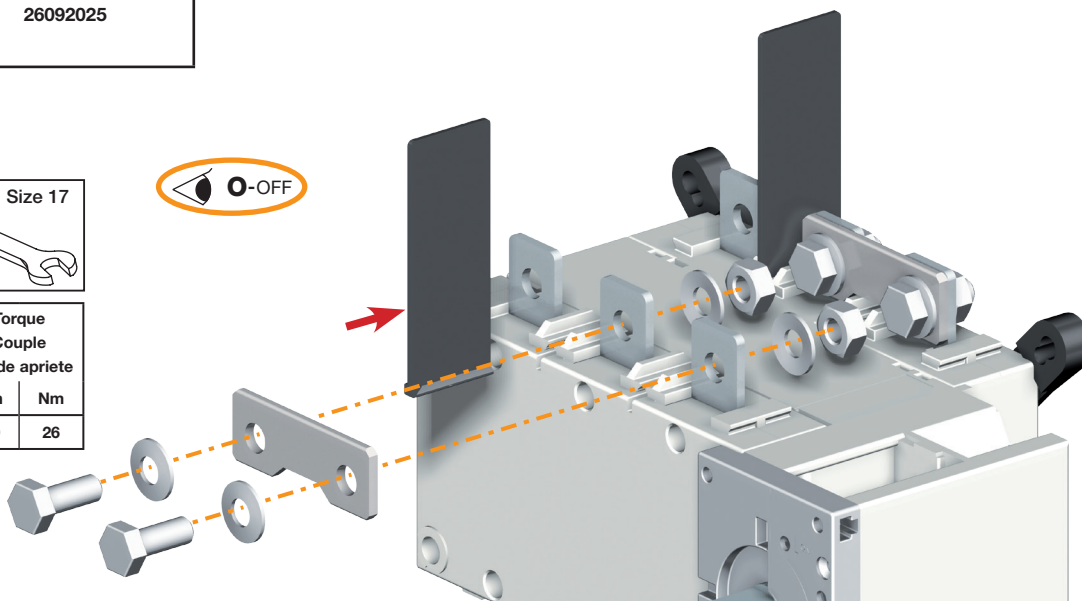
Les appareils SIRCOVER PV sont validés uniquement avec les accessoires de pontage SOCOMEC.  
 Pour une autre association, veuillez nous contacter pour une validation préalable.  
 Dans le cas contraire, nous déclinons toute responsabilité.

Únicamente los accesorios de puentado SOCOMEC son validos para los commutadores SIRCOVER PV.  
 Para toda otra asociacion, ponerse en contacto con nosotros para validacion.  
 En caso contrario, declinamos toda responsabilidad.

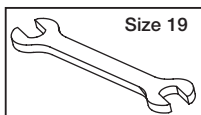
	Jumpers Barres de pontage Pletina de union
① 41PV3020	26092025
② 41PV4020	
③ 41PV3025	
④ 41PV4025	



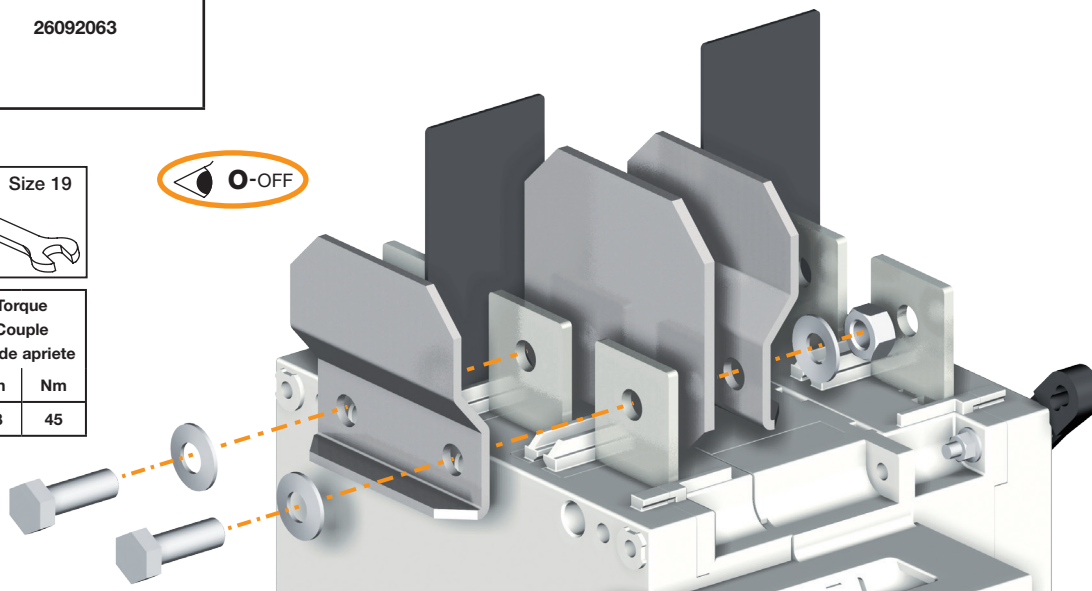
Torque Couple Par de apriete	
lb.in	Nm
230	26



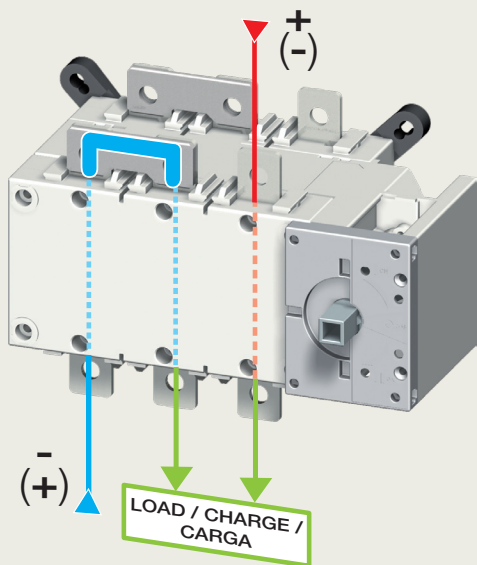
	Jumpers Barres de pontage Pletina de union
⑤ 41PV3040	26092063
⑥ 41PV4040	
⑦ 41PV3050	
⑧ 41PV4050	
⑨ 41PV3063	
⑩ 41PV4063	



Torque Couple Par de apriete	
lb.in	Nm
398	45

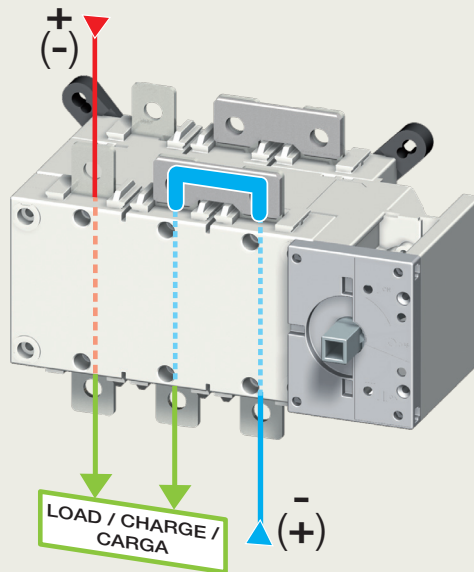


2P -(+)/ 1P +(-)

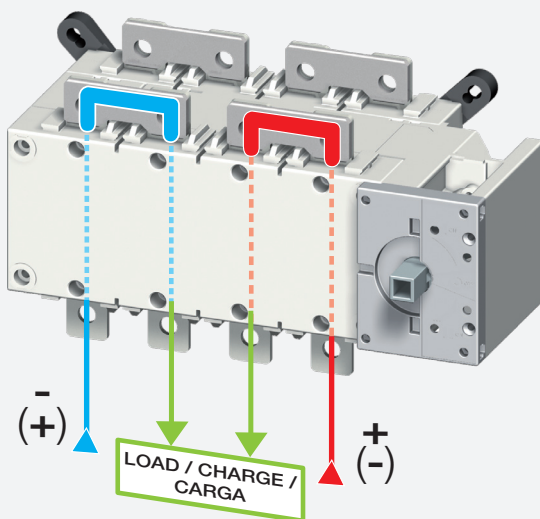


41PV3020  
41PV3025  
41PV3040  
41PV3050  
41PV3063

2P -(+)/ 1P +(-)

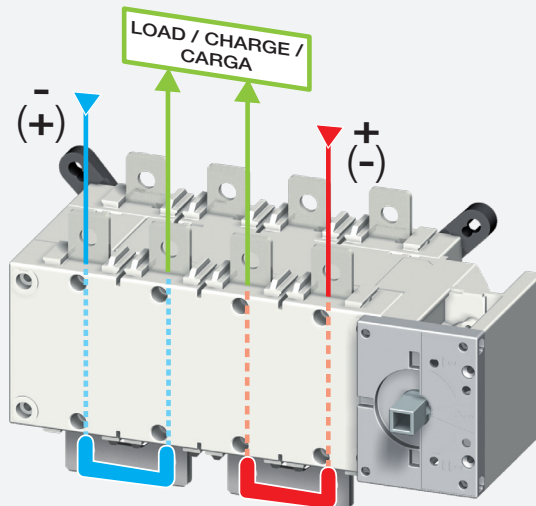


2P +(-)/ 2P -(+)



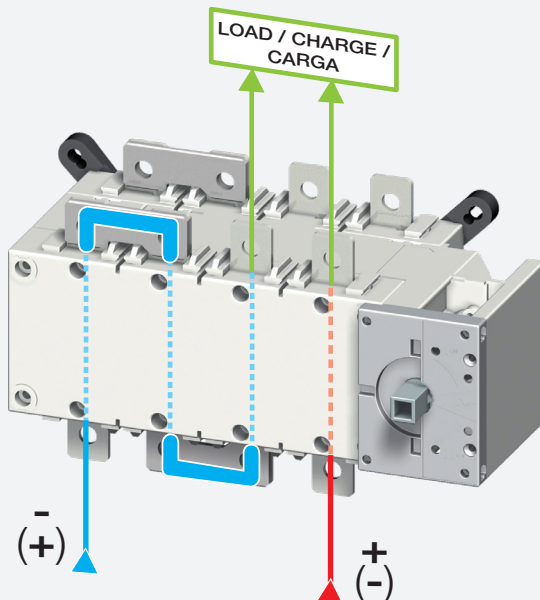
41PV4020  
41PV4025  
41PV4040  
41PV4050  
41PV4063

2P +(-)/ 2P -(+)



⚠ Not for 630 A / Sauf 630 A / No para 630A

3P -(+)/ 1P +(-)



3P -(+)/ 1P +(-)

